

LEA Name : Northern Tioga SD
Address : 110 Ellison Road
Elkland , PA 16920

County : Tioga
AUN Number : 117596003
LEA Type : SD

Annual Financial Report Accuracy Certification Statement

For Fiscal Year Ending
6/30/2024

Pennsylvania Department of Education
&
Office of Comptroller Operations

PDE-2056: Intermediate Unit
PDE-2057: School District, AVTS/CTC, Charter School,
and Special Program Jointure

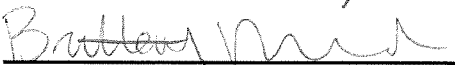
CERTIFICATION: By signing this page I agree that the electronic data submitted is a complete and accurate statement of the financial operations and status of the local education agency for the fiscal year. It has been prepared in accordance with generally accepted accounting principles and established Commonwealth of PA reporting guidelines.



Chief School Administrator Signature

11/25/24

Date



Board Secretary Signature

11/25/24

Date

Kathy S VanSchaick

Contact Person

(814)258-5644 Ext :1020

Contact Person Telephone Number

kathy.vanschaick@ntiogasd.org

Contact Person E-mail Address

(814)258-7876

Contact Person Fax Number

Audit Certification
Annual Financial Report:
For Fiscal Year Ending **6/30/2024**
(Pursuant to PA School Code Section 218(b))

LEA Name : Northern Tioga SD
AUN Number : 117596003
County : Tioga


Audit Certification Due: 12/31/2024

This certification is applicable to the Annual Financial Report data submitted through the Consolidated Financial Reporting System (CFRS).


CERTIFICATION: By signing this page I agree that the financial statements of the school have been properly audited as noted above pursuant to Article XXIV, and in the auditor's professional opinion, the Annual Financial Report (PDE-2057) submitted through CFRS is materially consistent with the audited financial statements.

Chief School Administrator

Board Secretary


Signature

11/25/24
Date


Signature

11/25/24
Date

Kathy S VanSchaick

(814)258-5644

Ext :1020

Contact Person

Contact Person Telephone Number

kathy.vanschaick@ntiogasd.org

(814)258-7876

Contact Person E-mail Address

Contact Person Fax Number

<u>Val Number</u>	<u>Description</u>	<u>Justification</u>
10150	<p>NAG: Balance Sheet Govt Funds:Data has been entered for Fund 32, Line 0400 - Due to Other Funds. Since transfers out of Fund 32 are not allowed, this line should only be utilized when recording transactions related to interfund reimbursements. Please make corrections or provide a brief explanation of the interfund reimbursement which includes confirmation that the associated expenditure(s) has also been properly reported in Fund 32.</p> <p>NAG Fund 32, Line 0400: \$150,219.00</p>	<p>This is a reimbursement due from the Capital Reserve Fund to the General Fund</p>
30116	<p>Revenue Detail: A large amount has been reported as Earnings on Investments in Fund 32, account 6500, which should only include interest and/or dividend earnings. Correct or provide a brief explanation of the revenue reported.</p> <p>Revenue Detail 6500, Fund 32: \$287,616.04</p>	<p>This is the interest and dividend earnings.</p>
41162	<p>Expenditure Detail, Salaries (Object 100) and Benefits (Object 200 series): Amounts must be entered for both Salaries and Benefits.</p> <p>Please verify following fund and function codes: Fund 10 Function 2310;</p>	<p>This is accident insurance purchased by board members through PSBA.</p>

Amounts Expressed in Whole Dollars

	<u>General Fund</u> <u>(10)</u>	<u>Student Sponsored</u> <u>Activity Fund</u> <u>(21)</u>	<u>Public Purpose Trust</u> <u>(27)</u>	<u>Other Compt Approved</u> <u>(28)</u>	<u>Athletic / Activity</u> <u>(29)</u>
Assets And Deferred Outflows Of Resources					
Assets					
0100 Cash and Cash Equivalents	15,705,584	254,143	1,031,824		
0110 Investments	1,733,065		302,239		
0120 Taxes Receivable	1,297,166				
0130 Due From Other Funds	217,149				
0141 Due From Other Governments					
0142 State Revenue Receivable	1,782,600				
0143 Federal Revenue Receivable	1,243,321				
0145 Other Intergovernmental Revenue Receivable					
0146 Due from Primary Government					
0147 Due from Component Unit					
0150 Other Receivables	100,763				
0170 Inventories					
0180 Prepaid Expenses (Expenditures)	83,300				
0190 Other Current Assets					
Total Assets	\$22,162,948	\$254,143	\$1,334,063		
0910 Deferred Outflows of Resources					
Total Assets And Deferred Outflows Of Resources	\$22,162,948	\$254,143	\$1,334,063		

Amounts Expressed in Whole Dollars	<u>Capital Reserve (690.</u> <u>1850)</u> <u>(31)</u>	<u>Capital Reserve (1431)</u> <u>(32)</u>	<u>Other Capital Projects</u> <u>Fund</u> <u>(39)</u>	<u>Debt Service</u> <u>(40)</u>	<u>Permanent</u> <u>(90)</u>
Assets And Deferred Outflows Of Resources					
Assets					
0100 Cash and Cash Equivalents		1,977,566	1,189		
0110 Investments		3,789,631			
0120 Taxes Receivable					
0130 Due From Other Funds					
0141 Due From Other Governments					
0142 State Revenue Receivable					
0143 Federal Revenue Receivable					
0145 Other Intergovernmental Revenue Receivable					
0146 Due from Primary Government					
0147 Due from Component Unit					
0150 Other Receivables					
0170 Inventories					
0180 Prepaid Expenses (Expenditures)					
0190 Other Current Assets					
Total Assets		\$5,767,197	\$1,189		
0910 Deferred Outflows of Resources					
Total Assets And Deferred Outflows Of Resources		\$5,767,197	\$1,189		

Amounts Expressed in Whole Dollars

Total Governmental Funds

Assets And Deferred Outflows Of Resources

Assets	
0100 Cash and Cash Equivalents	18,970,306
0110 Investments	5,824,935
0120 Taxes Receivable	1,297,166
0130 Due From Other Funds	217,149
0141 Due From Other Governments	
0142 State Revenue Receivable	1,782,600
0143 Federal Revenue Receivable	1,243,321
0145 Other Intergovernmental Revenue Receivable	
0146 Due from Primary Government	
0147 Due from Component Unit	
0150 Other Receivables	100,763
0170 Inventories	
0180 Prepaid Expenses (Expenditures)	83,300
0190 Other Current Assets	
Total Assets	\$29,519,540
0910 Deferred Outflows of Resources	
Total Assets And Deferred Outflows Of Resources	\$29,519,540

LEA : 117596003 Northern Tioga SD

Printed 11/27/2024 10:49:59 AM

Amounts Expressed in Whole Dollars

	<u>General Fund</u> <u>(10)</u>	<u>Student Sponsored</u> <u>Activity Fund</u> <u>(21)</u>	<u>Public Purpose Trust</u> <u>(27)</u>	<u>Other Compt Approved</u> <u>(28)</u>	<u>Athletic / Activity</u> <u>(29)</u>
Liabilities And Deferred Inflows Of Resources And Fund Balances					
Liabilities					
0400 Due to Other Funds					
0411 Due to Other Governments					
0412 Due to Primary Government					
0413 Due to Component Unit					
0420 Accounts Payable	297,543		3,215		
0430 Contracts Payable					
0440 Current Portion of Long-Term Debt	312,554				
0450 Short-Term Payables					
0461 Accrued Salaries and Benefits	2,821,039				
0462 Payroll Deductions and Withholding	1,642,092				
0480 Unearned Revenues	260,026				
0490 Other Current Liabilities					
Total Liabilities	\$5,333,254		\$3,215		
0950 Deferred Inflows of Resources	1,098,654				
Fund Balances					
0810 Nonspendable Fund Balance					
0820 Restricted Fund Balance		254,143	1,330,848		
0830 Committed Fund Balance					
0840 Assigned Fund Balance	12,516,121				
0850 Unassigned Fund Balance	3,214,919				
Total Fund Balances	\$15,731,040	\$254,143	\$1,330,848		
Total Liabilities, Deferred Inflows Of Resources And Fund Balances	\$22,162,948	\$254,143	\$1,334,063		

Amounts Expressed in Whole Dollars

<u>Capital Reserve (690.</u>	<u>Capital Reserve (1431)</u>	<u>Other Capital Projects</u>	<u>Debt Service</u>	<u>Permanent</u>
<u>1850)</u>	<u>(32)</u>	<u>Fund</u>	<u>(40)</u>	<u>(90)</u>
<u>(31)</u>		<u>(39)</u>		

Liabilities And Deferred Inflows Of Resources And Fund Balances

Liabilities

0400 Due to Other Funds		150,219		
0411 Due to Other Governments				
0412 Due to Primary Government				
0413 Due to Component Unit				
0420 Accounts Payable		27,743		
0430 Contracts Payable				
0440 Current Portion of Long-Term Debt				
0450 Short-Term Payables				
0461 Accrued Salaries and Benefits				
0462 Payroll Deductions and Withholding				
0480 Unearned Revenues				
0490 Other Current Liabilities				

Total Liabilities		\$177,962	
--------------------------	--	------------------	--

0950 Deferred Inflows of Resources

Fund Balances

0810 Nonspendable Fund Balance				
0820 Restricted Fund Balance		5,589,235	1,189	
0830 Committed Fund Balance				
0840 Assigned Fund Balance				
0850 Unassigned Fund Balance				

Total Fund Balances		\$5,589,235	\$1,189
----------------------------	--	--------------------	----------------

Total Liabilities, Deferred Inflows Of Resources And Fund Balances		\$5,767,197	\$1,189
---	--	--------------------	----------------

Amounts Expressed in Whole Dollars

Total Governmental Funds

Liabilities And Deferred Inflows Of Resources And Fund Balances

Liabilities

0400 Due to Other Funds	150,219
0411 Due to Other Governments	
0412 Due to Primary Government	
0413 Due to Component Unit	
0420 Accounts Payable	328,501
0430 Contracts Payable	
0440 Current Portion of Long-Term Debt	312,554
0450 Short-Term Payables	
0461 Accrued Salaries and Benefits	2,821,039
0462 Payroll Deductions and Withholding	1,642,092
0480 Unearned Revenues	260,026
0490 Other Current Liabilities	

Total Liabilities \$5,514,431

0950 Deferred Inflows of Resources	1,098,654
------------------------------------	-----------

Fund Balances

0810 Nonspendable Fund Balance	
0820 Restricted Fund Balance	7,175,415
0830 Committed Fund Balance	
0840 Assigned Fund Balance	12,516,121
0850 Unassigned Fund Balance	3,214,919

Total Fund Balances \$22,906,455

Total Liabilities, Deferred Inflows Of Resources And Fund Balances \$29,519,540

Amounts Expressed in Whole Dollars	<u>General Fund</u> <u>(10)</u>	<u>Student Sponsored</u> <u>Activity Fund</u> <u>(21)</u>	<u>Public Purpose Trust</u> <u>(27)</u>	<u>Other Compt Approved</u> <u>(28)</u>	<u>Athletic / Activity</u> <u>(29)</u>
Revenues					
6000 Revenue from Local Sources	15,079,832	491,638	78,720		
7000 Revenue from State Sources	25,950,516				
8000 Revenue from Federal Sources	3,344,765				
Total Revenues	\$44,375,113	\$491,638	\$78,720		
Expenditures					
1000 Instruction	24,445,210				
2000 Support Services	12,723,845				
3000 Operation of Non-Instructional Services	830,015	529,635	14,942		
4000 Facilities Acquisition, Construction and Improvement Services	2,628,206				
5110 Debt Service	1,778,370				
5130 Refund of Prior Year Revenues / Receipts	7,315				
5140 Leases and Other Right-to-Use Arrangements					
Total Expenditures	\$42,412,961	\$529,635	\$14,942		
Excess (Deficiency) Of Revenues Over Expenditures	\$1,962,152	(\$37,997)	\$63,778		
Other Financing Sources (Uses)					
9110 Face Value of Bonds Issued					
9120 Proceeds from Refunding of Bonds					
9130 Bond Premiums					
9200 Proceeds from Extended Term Financing, Leases, and Other Right-to-Use Arrangements					
9300 Interfund Transfers - IN					
9400 Sale of or Compensation for Loss of Fixed Assets					
9710 Transfers from Component Units					
9720 Transfers from Primary Governments					
9910 Other Financing Sources Not Listed in the 9000 Series					
9990 Insurance Recoveries					
5120 Debt Service – Refunded Bonds					
5150 Bond Discounts					
5200 Interfund Transfers – Out	500,000				
5300 Transfers Out to Component Units/Primary Governments					
Total Other Financing Sources (Uses)	(\$500,000)				

Amounts Expressed in Whole Dollars	<u>Capital Reserve (690, 1850) (31)</u>	<u>Capital Reserve (1431) (32)</u>	<u>Other Capital Projects Fund (39)</u>	<u>Debt Service (40)</u>	<u>Permanent (90)</u>
Revenues					
6000 Revenue from Local Sources		287,616	6		
7000 Revenue from State Sources					
8000 Revenue from Federal Sources					
Total Revenues		\$287,616	\$6		
Expenditures					
1000 Instruction					
2000 Support Services		2,943			
3000 Operation of Non-Instructional Services					
4000 Facilities Acquisition, Construction and Improvement Services		650,219	10,490		
5110 Debt Service					
5130 Refund of Prior Year Revenues / Receipts					
5140 Leases and Other Right-to-Use Arrangements					
Total Expenditures		\$653,162	\$10,490		
Excess (Deficiency) Of Revenues Over Expenditures		(\$365,546)	(\$10,484)		
Other Financing Sources (Uses)					
9110 Face Value of Bonds Issued					
9120 Proceeds from Refunding of Bonds					
9130 Bond Premiums					
9200 Proceeds from Extended Term Financing, Leases, and Other Right-to-Use Arrangements					
9300 Interfund Transfers - IN		500,000			
9400 Sale of or Compensation for Loss of Fixed Assets					
9710 Transfers from Component Units					
9720 Transfers from Primary Governments					
9910 Other Financing Sources Not Listed in the 9000 Series					
9990 Insurance Recoveries					
5120 Debt Service – Refunded Bonds					
5150 Bond Discounts					
5200 Interfund Transfers – Out					
5300 Transfers Out to Component Units/Primary Governments					
Total Other Financing Sources (Uses)		\$500,000			

Amounts Expressed in Whole Dollars	<u>Total Governmental Funds</u>
Revenues	
6000 Revenue from Local Sources	15,937,812
7000 Revenue from State Sources	25,950,516
8000 Revenue from Federal Sources	3,344,765
Total Revenues	\$45,233,093
Expenditures	
1000 Instruction	24,445,210
2000 Support Services	12,726,788
3000 Operation of Non-Instructional Services	1,374,592
4000 Facilities Acquisition, Construction and Improvement Services	3,288,915
5110 Debt Service	1,778,370
5130 Refund of Prior Year Revenues / Receipts	7,315
5140 Leases and Other Right-to-Use Arrangements	
Total Expenditures	\$43,621,190
Excess (Deficiency) Of Revenues Over Expenditures	\$1,611,903
Other Financing Sources (Uses)	
9110 Face Value of Bonds Issued	
9120 Proceeds from Refunding of Bonds	
9130 Bond Premiums	
9200 Proceeds from Extended Term Financing, Leases, and Other Right-to-Use Arrangements	
9300 Interfund Transfers - IN	500,000
9400 Sale of or Compensation for Loss of Fixed Assets	
9710 Transfers from Component Units	
9720 Transfers from Primary Governments	
9910 Other Financing Sources Not Listed in the 9000 Series	
9990 Insurance Recoveries	
5120 Debt Service – Refunded Bonds	
5150 Bond Discounts	
5200 Interfund Transfers – Out	500,000
5300 Transfers Out to Component Units/Primary Governments	
Total Other Financing Sources (Uses)	\$0

Amounts Expressed in Whole Dollars	<u>General Fund</u> <u>(10)</u>	<u>Student Sponsored</u> <u>Activity Fund</u> <u>(21)</u>	<u>Public Purpose Trust</u> <u>(27)</u>	<u>Other Compt Approved</u> <u>(28)</u>	<u>Athletic / Activity</u> <u>(29)</u>
Special And Extraordinary Items					
9920 Special Items – Gains					
9930 Extraordinary Items – Gains					
5520 Special Items – Losses					
5530 Extraordinary Items – Losses					
Net Change In Fund Balances	\$1,462,152	(\$37,997)	\$63,778		
Fund Balance					
0001 Fund Balance - Beginning of Fiscal Year	14,268,890	292,140	1,267,070		
Fund Balance - End Of Year	\$15,731,042	\$254,143	\$1,330,848		

Amounts Expressed in Whole Dollars	<u>Capital Reserve (690.</u> <u>1850)</u> <u>(31)</u>	<u>Capital Reserve (1431)</u> <u>(32)</u>	<u>Other Capital Projects</u> <u>Fund</u> <u>(39)</u>	<u>Debt Service</u> <u>(40)</u>	<u>Permanent</u> <u>(90)</u>
Special And Extraordinary Items					
9920 Special Items – Gains					
9930 Extraordinary Items – Gains					
5520 Special Items – Losses					
5530 Extraordinary Items – Losses					
Net Change In Fund Balances		\$134,454	(\$10,484)		
Fund Balance					
0001 Fund Balance - Beginning of Fiscal Year		5,454,782	11,673		
Fund Balance - End Of Year		\$5,589,236	\$1,189		

Amounts Expressed in Whole Dollars	<u>Total Governmental Funds</u>
Special And Extraordinary Items	
9920 Special Items – Gains	
9930 Extraordinary Items – Gains	
5520 Special Items – Losses	
5530 Extraordinary Items – Losses	
Net Change In Fund Balances	\$1,611,903
Fund Balance	
0001 Fund Balance - Beginning of Fiscal Year	21,294,555
Fund Balance - End Of Year	\$22,906,458

Amounts Expressed in Whole Dollars	<u>Food Service</u> <u>(51)</u>	<u>Child Care</u> <u>Operations</u> <u>(52)</u>	<u>Other Enterprise</u> <u>(58)</u>	<u>TOTAL</u>	<u>Internal Service</u> <u>(60)</u>
Assets And Deferred Outflows Of Resources					
Current Assets					
0100 Cash and Cash Equivalents	763,234			763,234	
0110 Investments					
0130 Due From Other Funds					
0141 Due From Other Governments					
0142 State Revenue Receivable	14,428			14,428	
0143 Federal Revenue Receivable	217,188			217,188	
0146 Due from Primary Government					
0147 Due from Component Unit					
0150 Other Receivables					
0170 Inventories	42,672			42,672	
0180 Prepaid Expenses (Expenditures)					
0190 Other Current Assets					
Total Current Assets	\$1,037,522			\$1,037,522	
Noncurrent Assets					
0211 Land					
0212 Site Improvements (Net)					
0220 Buildings and Building Improvements (Net)					
0230 Tangible Property and Intangible Right-To-Use Assets (Net)	223,909			223,909	
0250 Construction in Progress					
0260 Long Term Prepayments					
0290 Other Noncurrent Assets					
Total Noncurrent Assets	\$223,909			\$223,909	
0910 Deferred Outflows of Resources					
Total Assets And Deferred Outflows Of Resources	\$1,261,431			\$1,261,431	

Amounts Expressed in Whole Dollars	<u>Food Service</u> <u>(51)</u>	<u>Child Care</u> <u>Operations</u> <u>(52)</u>	<u>Other Enterprise</u> <u>(58)</u>	<u>TOTAL</u>	<u>Internal Service</u> <u>(60)</u>
Liabilities And Deferred Inflows Of Resources And Net Position					
Current Liabilities					
0400 Due to Other Funds	66,930			66,930	
0411 Due to Other Governments					
0413 Due to Component Unit					
0420 Accounts Payable					
0430 Contracts Payable					
0440 Current Portion of Long-Term Debt					
0450 Short-Term Payables					
0461 Accrued Salaries and Benefits	7,314			7,314	
0462 Payroll Deductions and Withholding	7,767			7,767	
0480 Unearned Revenues					
0490 Other Current Liabilities					
Total Current Liabilities	\$82,011			\$82,011	
Noncurrent Liabilities					
0510 Bonds Payable					
0520 Extended-Term Financing Agreements Payable					
0530 Lease and Other Right-To-Use Obligations					
0540 Accumulated Compensated Absences	7,211			7,211	
0550 Authority Lease Obligations					
0560 Other Post-Employment Benefits (OPEB)					
0570 Net Pension Liability					
0599 Other Noncurrent Liabilities					
Total Noncurrent Liabilities	\$7,211			\$7,211	
Total Liabilities	\$89,222			\$89,222	
0950 Deferred Inflows of Resources					
Net Position					
0791 Net Investment in Capital Assets	223,909			223,909	
0008 Restricted Net Position (0792 – 0798)					
0799 Unrestricted Net Position	948,300			948,300	
Total Net Position	\$1,172,209			\$1,172,209	
Total Liabilities And Deferred Inflows Of Resources And Net Position	\$1,261,431			\$1,261,431	

Amounts Expressed in Whole Dollars	<u>Food Service</u> <u>(51)</u>	<u>Child Care Operations</u> <u>(52)</u>	<u>Other Enterprise</u> <u>(58)</u>	<u>TOTAL</u>	<u>Internal Service</u> <u>(60)</u>
Operating Revenues					
6600 Food Service Revenue	110,230			110,230	
0071 Charges for Services					
0072 Other Operating Revenue					
Total Operating Revenues	\$110,230			\$110,230	
Operating Expenses					
100 Personnel Services – Salaries	548,779			548,779	
200 Personnel Services – Employee Benefits	489,046			489,046	
300 Purchased Professional and Technical Services	3,528			3,528	
400 Purchased Property Services	19,790			19,790	
500 Other Purchased Services	5,270			5,270	
600 Supplies	968,164			968,164	
740 Depreciation	18,662			18,662	
770 Amortization Expense					
810 Dues and Fees					
880 Refunds of Prior Years' Receipts					
890 Miscellaneous Expenditures	500			500	
Total Operating Expenses	\$2,053,739			\$2,053,739	
Operating Income (Loss)	(\$1,943,509)			(\$1,943,509)	
Non Operating Revenues (Expenses)					
6500 Earnings on Investments	14,643			14,643	
6830 Federal Revenue from Intermediary Sources					
6920 Contributions and Donations from Private Sources					
6930 Gains or Losses on Sale of Fixed Assets					
6991 Refunds of a Prior Year Expenditure					
7000 Revenue from State Sources	254,128			254,128	
8000 Revenue from Federal Sources	1,762,294			1,762,294	
9990 Insurance Recoveries					
820 Claims and Judgments Against the LEA					
830 Interest					
TOTAL Non Operating Revenues (Expenses)	\$2,031,065			\$2,031,065	
Income (Loss) Before Contributions And Transfers	\$87,556			\$87,556	

Amounts Expressed in Whole Dollars	<u>Food Service</u> <u>(51)</u>	<u>Child Care Operations</u> <u>(52)</u>	<u>Other Enterprise</u> <u>(58)</u>	<u>TOTAL</u>	<u>Internal Service</u> <u>(60)</u>
Contributions, Transfers, and Special and Extraordinary Items					
5200 Interfund Transfers – Out					
5300 Transfers Out to Component Units/Primary Governments					
5520 Special Items – Losses					
5530 Extraordinary Items – Losses					
9300 Interfund Transfers - IN					
9500 Capital Contributions					
9700 Transfers IN From Component Units/Primary Governments					
9920 Special Items – Gains					
9930 Extraordinary Items – Gains					
Change In Net Position	\$87,556			\$87,556	
0002 Net Position - Beginning of Fiscal Year	1,084,653			1,084,653	
0003 Accounting Changes / Residual Equity Transfers					
Net Position - End Of Year	\$1,172,209			\$1,172,209	

LEA : 117596003 Northern Tioga SD

Printed 11/27/2024 10:50:32 AM

Amounts Expressed in Whole Dollars	<u>Food Service</u> <u>(51)</u>	<u>Child Care Operations</u> <u>(52)</u>	<u>Other Enterprise</u> <u>(58)</u>	<u>TOTAL</u>	<u>Internal Service(60)</u>
Cash Flows From Operating Activities					
0011 Cash Receipts From Users	108,571			108,571	
0012 Cash Receipts From Assessments Made to Other Funds					
0013 Cash Receipts From Earnings on Investments					
0014 Cash Receipts From Other Operating Revenue					
0015 Cash Payments To Employees For Services	1,149,214			1,149,214	
0016 Cash Payments For Insurance Claims					
0017 Cash Payments To Suppliers For Goods and Services	992,511			992,511	
0018 Cash Payments For Other Operating Expenses					
Net Cash Provided By (Used For) Operating Activities	(\$2,033,154)			(\$2,033,154)	
Cash Flows From Non-Capital Financing Activities					
0021 Receipts From Local Sources - 6000					
0022 Receipts From State Sources - 7000	254,128			254,128	
0023 Receipts From Federal Sources -8000	1,762,294			1,762,294	
0024 Notes and Loans Received (Repaid)					
0025 Interest Paid on Notes/Loans - 5100-830					
0026 Operating Transfers In (Out)/Residual Equity Trans					
0027 Operating Transfers In (Out) Primary Government / Comp Unit					
0028 Receipts From Refund of Prior Year Expenditures - 6991					
0029 Special and Extraordinary Gains (losses)					
0030 Receipts from Insurance Recoveries -9990					
Net Cash Prov By (Used for) Non-Capital Financing Activities	\$2,016,422			\$2,016,422	
Cash Flows From Capital and Related Financing Activities					
0031 Payments For Fac Acq, Const, and Imp - 4000	(39,218)			(39,218)	
0032 Proceeds from Disposal of Capital Assets					
0033 Proceeds From Extended Term Financing - 9200					
0034 Principal Paid on Financing Agreements					
0035 Interest Paid on Financing Agreements - 5100-830					
0036 (Inc) Dec in Contributed Capital					
Net Cash Prov By (Used for) Capital and Related Financing Activities	(\$39,218)			(\$39,218)	
Cash Flows From Investing Activities					
0041 Earnings on Investments - 6500	14,643			14,643	
0042 Purchase of Inv Securities / Deposits to Inv Pools					
0043 Receipts From Investment Pool Withdrawals					
0044 Proceeds from Sale and Maturity of Inv Securities					

LEA : 117596003 Northern Tioga SD

Printed 11/27/2024 10:50:32 AM

0045 Loans Received (Paid)

Net Cash Prov By (Used for) Investing Activities	\$14,643	\$14,643
---	-----------------	-----------------

	<u>Food Service</u> <u>(51)</u>	<u>Child Care Operations</u> <u>(52)</u>	<u>Other Enterprise</u> <u>(58)</u>	<u>TOTAL</u>	<u>Internal Service</u> <u>(60)</u>
Net Increase (Decrease) in Cash Flows	(41,307)			(41,307)	
0004 Cash and Cash Equivalents Beginning of Year	783,420			783,420	
Cash and Cash Equivalents at Year End	\$742,113			\$742,113	

Reconciliation of Operating Income (Loss) To Net Cash Provided by (Used For) Operating Activities

0005 Operating Income (Loss) per REP	(1,943,509)			(1,943,509)	
Adjustments					
0051 Depreciation and Net Amortization	18,662			18,662	
0052 Provision for Uncollectible Accounts					
0053 Other Adjustments					
Effect of Changes in Assets, Liabilities, Deferred Outflows and Deferred Inflows					
0054 (Inc) Dec In Accounts Receivable (0120-0150)					
0055 Advances to Other Funds	(112,683)			(112,683)	
0056 (Inc) Dec in Inventories (0170)	4,241			4,241	
0057 (Inc) Dec in Prepaid Expenses (0180)					
0058 (Inc) Dec in Other Current or Noncurrent Assets					
0064 Deferred Outflows (0910)					
0059 Inc (Dec) in Accounts Payable (0400-0450)					
0060 Inc (Dec) in Accrued Salaries/Benefits (0461)	231			231	
0065 Inc (Dec) in Net Pension Liabilities (0570)					
0066 Inc (Dec) in Other Postemp Benefit Oblig (0560)					
0061 Inc (Dec) in Payroll Deductions/Withholding (0462)					
0062 Inc (Dec) in Unearned Revenue (0480)	(1,159)			(1,159)	
0063 Inc (Dec) in Other Current or Noncurrent Liabilities	1,063			1,063	
0067 Deferred Inflows (0950)					
Total Adjustments	(\$89,645)			(\$89,645)	
Cash Provided By (Used for) Total	(\$2,033,154)			(\$2,033,154)	

**COMBINED STATEMENT OF CASH FLOWS
SCHEDULE OF NONCASH INVESTING, CAPITAL, AND FINANCING ACTIVITIES**

Explanation of Transaction and Balance Sheet Effect	Amount
Total	

	<u>Revenue Reported In Current Year</u>	<u>Current Year Tax Accrual</u>	<u>Prior Year Tax Accrual</u>	<u>Taxes Collected In Current Year</u>
<u>Revenue from Local Sources</u>				
6111 Current Real Estate Taxes	9,106,854.30			9,106,854.30
6112 Interim Real Estate Taxes	51,675.06			51,675.06
6113 Public Utility Realty Taxes	11,143.17			11,143.17
6114 Payments in Lieu of Current Taxes - State / Local	37,820.63			37,820.63
6143 Current Act 511 Local Services Taxes	17,537.66			17,537.66
6151 Current Act 511 Earned Income Taxes	2,910,669.84			2,910,669.84
6153 Current Act 511 Real Estate Transfer Taxes	311,335.74			311,335.74
6411 Delinquent Real Estate Taxes	1,008,439.43			1,008,439.43
6500 Earnings on Investments	843,733.81			
6832 Federal IDEA Revenue Received as Pass Through	481,562.94			
6833 Federal ARP Act IDEA Revenue Received as Pass Through	98,342.16			
6910 Rentals	42,991.75			
6920 Contributions and Donations from Private Sources	63,388.17			
6949 Other Tuition from Patrons	2,950.00			
6991 Refunds of a Prior Year Expenditure	3,199.00			
6999 Other Revenues Not Specified Above	88,188.75			
TOTAL Revenue from Local Sources	\$15,079,832.41			\$13,455,475.83

**Revenue Reported
In Current Year**

Revenue from State Sources

7111 Basic Education Funding-Formula	15,429,974.40		
7160 Tuition for Orphans Subsidy	3,470.06		
7240 Driver Education - Student	2,100.00		
7271 Special Education funds for School-Aged Pupils	2,062,382.80		
7311 Pupil Transportation Subsidy	1,713,723.80		
7312 Nonpublic and Charter School Pupil Transportation Subsidy	10,010.00		
7320 Rental and Sinking Fund Payments / Building Reimbursement Subsidy	881,640.71		
7330 Health Services (Medical, Dental, Nurse, Act 25)	36,708.17		
7340 State Property Tax Reduction Allocation	600,319.24		
7362 School Mental Health & Safety and Security Grants	50,933.67		
7505 Ready to Learn Block Grant	446,252.00		
7810 State Share of Social Security and Medicare Taxes	817,658.35		
7820 State Share of Retirement Contributions	3,895,342.30		
TOTAL Revenue from State Sources	\$25,950,515.50		

	Revenue Reported In Current Year			
Revenue from Federal Sources				
8514 Title I - Improving the Academic Achievement of the Disadvantaged	808,280.00			
8515 Title II - Preparing, Training, and Recruiting High Quality Teachers and Principals	84,906.00			
8517 Title IV - 21st Century Schools	44,612.39			
8519 Title V - Flexibility and Accountability	64,614.00			
8744 ARP ESSER - Elementary and Secondary School Emergency Relief Fund	2,052,205.07			
8751 ARP ESSER Learning Loss	75,628.02			
8752 ARP ESSER Summer Programs	13,992.95			
8753 ARP ESSER Afterschool Programs	43,616.00			
8754 ARP ESSER Homeless Children and Youth Funds	7,656.96			
8810 School-Based Access Medicaid Reimbursement Program (SBAP) Reimbursements (Access)	144,563.75			
8820 Medical Assistance Reimbursement for Administrative Claiming (Quarterly) Program	4,690.16			
TOTAL Revenue from Federal Sources	\$3,344,765.30			
TOTAL FROM ALL SOURCES	\$44,375,113.21			\$13,455,475.83

LEA : 117596003 Northern Tioga SD

Printed 11/27/2024 10:50:38 AM

	<u>General Fund (10)</u>	<u>Student Sponsored Activity Fund (21)</u>	<u>Public Purpose Trust (27)</u>	<u>Other Compt Approved (28)</u>	<u>Athletic / Activity (29)</u>	<u>Capital Reserve (690, 1850) (31)</u>
6000 Revenue from Local Sources						
6111 Current Real Estate Taxes	9,106,854.30					
6112 Interim Real Estate Taxes	51,675.06					
6113 Public Utility Realty Taxes	11,143.17					
6114 Payments in Lieu of Current Taxes - State / Local	37,820.63					
6143 Current Act 511 Local Services Taxes	17,537.66					
6151 Current Act 511 Earned Income Taxes	2,910,669.84					
6153 Current Act 511 Real Estate Transfer Taxes	311,335.74					
6411 Delinquent Real Estate Taxes	1,008,439.43					
6500 Earnings on Investments	843,733.81		78,720.00			
6832 Federal IDEA Revenue Received as Pass Through	481,562.94					
6833 Federal ARP Act IDEA Revenue Received as Pass Through	98,342.16					
6910 Rentals	42,991.75					
6920 Contributions and Donations from Private Sources	63,388.17					
6949 Other Tuition from Patrons	2,950.00					
6991 Refunds of a Prior Year Expenditure	3,199.00					
6999 Other Revenues Not Specified Above	88,188.75	491,638.00				
6000 Total Revenue from Local Sources	\$15,079,832.41	\$491,638.00	\$78,720.00			
7000 Revenue from State Sources						
7111 Basic Education Funding-Formula	15,429,974.40					
7160 Tuition for Orphans Subsidy	3,470.06					
7240 Driver Education - Student	2,100.00					
7271 Special Education funds for School-Aged Pupils	2,062,382.80					
7311 Pupil Transportation Subsidy	1,713,723.80					
7312 Nonpublic and Charter School Pupil Transportation Subsidy	10,010.00					
7320 Rental and Sinking Fund Payments / Building Reimbursement Subsidy	881,640.71					
7330 Health Services (Medical, Dental, Nurse, Act 25)	36,708.17					
7340 State Property Tax Reduction Allocation	600,319.24					
7362 School Mental Health & Safety and Security Grants	50,933.67					
7505 Ready to Learn Block Grant	446,252.00					
7810 State Share of Social Security and Medicare Taxes	817,658.35					
7820 State Share of Retirement Contributions	3,895,342.30					
7000 Total Revenue from State Sources	\$25,950,515.50					
8000 Revenue from Federal Sources						
8514 Title I - Improving the Academic Achievement of the Disadvantaged	808,280.00					

LEA : 117596003 Northern Tioga SD

Printed 11/27/2024 10:50:38 AM

	<u>Capital Reserve</u> <u>(1431) (32)</u>	<u>Other Capital</u> <u>Projects Fund (39)</u>	<u>Debt Service (40)</u>	<u>Permanent (90)</u>	<u>Total</u>
6000 Revenue from Local Sources					
6111 Current Real Estate Taxes					9,106,854.30
6112 Interim Real Estate Taxes					51,675.06
6113 Public Utility Realty Taxes					11,143.17
6114 Payments in Lieu of Current Taxes - State / Local					37,820.63
6143 Current Act 511 Local Services Taxes					17,537.66
6151 Current Act 511 Earned Income Taxes					2,910,669.84
6153 Current Act 511 Real Estate Transfer Taxes					311,335.74
6411 Delinquent Real Estate Taxes					1,008,439.43
6500 Earnings on Investments	287,616.04	5.51			1,210,075.36
6832 Federal IDEA Revenue Received as Pass Through					481,562.94
6833 Federal ARP Act IDEA Revenue Received as Pass Through					98,342.16
6910 Rentals					42,991.75
6920 Contributions and Donations from Private Sources					63,388.17
6949 Other Tuition from Patrons					2,950.00
6991 Refunds of a Prior Year Expenditure					3,199.00
6999 Other Revenues Not Specified Above					579,826.75
6000 Total Revenue from Local Sources	\$287,616.04	\$5.51			\$15,937,811.96
7000 Revenue from State Sources					
7111 Basic Education Funding-Formula					15,429,974.40
7160 Tuition for Orphans Subsidy					3,470.06
7240 Driver Education - Student					2,100.00
7271 Special Education funds for School-Aged Pupils					2,062,382.80
7311 Pupil Transportation Subsidy					1,713,723.80
7312 Nonpublic and Charter School Pupil Transportation Subsidy					10,010.00
7320 Rental and Sinking Fund Payments / Building Reimbursement Subsidy					881,640.71
7330 Health Services (Medical, Dental, Nurse, Act 25)					36,708.17
7340 State Property Tax Reduction Allocation					600,319.24
7362 School Mental Health & Safety and Security Grants					50,933.67
7505 Ready to Learn Block Grant					446,252.00
7810 State Share of Social Security and Medicare Taxes					817,658.35
7820 State Share of Retirement Contributions					3,895,342.30
7000 Total Revenue from State Sources					\$25,950,515.50
8000 Revenue from Federal Sources					
8514 Title I - Improving the Academic Achievement of the Disadvantaged					808,280.00

LEA : 117596003 Northern Tioga SD

Printed 11/27/2024 10:50:38 AM

	<u>General Fund (10)</u>	<u>Student Sponsored Activity Fund (21)</u>	<u>Public Purpose Trust (27)</u>	<u>Other Compt Approved (28)</u>	<u>Athletic / Activity (29)</u>	<u>Capital Reserve (690.1850) (31)</u>
8000 Revenue from Federal Sources						
8515 Title II - Preparing, Training, and Recruiting High Quality Teachers and Principals	84,906.00					
8517 Title IV - 21st Century Schools	44,612.39					
8519 Title V - Flexibility and Accountability	64,614.00					
8744 ARP ESSER - Elementary and Secondary School Emergency Relief Fund	2,052,205.07					
8751 ARP ESSER Learning Loss	75,628.02					
8752 ARP ESSER Summer Programs	13,992.95					
8753 ARP ESSER Afterschool Programs	43,616.00					
8754 ARP ESSER Homeless Children and Youth Funds	7,656.96					
8810 School-Based Access Medicaid Reimbursement Program (SBAP) Reimbursements (Access)	144,563.75					
8820 Medical Assistance Reimbursement for Administrative Claiming (Quarterly) Program	4,690.16					
8000 Total Revenue from Federal Sources	\$3,344,765.30					
9000 Other Financing Sources						
9310 General Fund Transfers						
9000 Total Other Financing Sources						
Total From All Sources	\$44,375,113.21	\$491,638.00	\$78,720.00			

LEA : 117596003 Northern Tioga SD

Printed 11/27/2024 10:50:38 AM

	<u>Capital Reserve</u> <u>(1431) (32)</u>	<u>Other Capital</u> <u>Projects Fund (39)</u>	<u>Debt Service (40)</u>	<u>Permanent (90)</u>	<u>Total</u>
8000 Revenue from Federal Sources					
8515 Title II - Preparing, Training, and Recruiting High Quality Teachers and Principals					84,906.00
8517 Title IV - 21st Century Schools					44,612.39
8519 Title V - Flexibility and Accountability					64,614.00
8744 ARP ESSER - Elementary and Secondary School Emergency Relief Fund					2,052,205.07
8751 ARP ESSER Learning Loss					75,628.02
8752 ARP ESSER Summer Programs					13,992.95
8753 ARP ESSER Afterschool Programs					43,616.00
8754 ARP ESSER Homeless Children and Youth Funds					7,656.96
8810 School-Based Access Medicaid Reimbursement Program (SBAP) Reimbursements (Access)					144,563.75
8820 Medical Assistance Reimbursement for Administrative Claiming (Quarterly) Program					4,690.16
8000 Total Revenue from Federal Sources					\$3,344,765.30
9000 Other Financing Sources					
9310 General Fund Transfers	500,000.00				500,000.00
9000 Total Other Financing Sources	\$500,000.00				\$500,000.00
Total From All Sources	\$787,616.04	\$5.51			\$45,733,092.76

	<u>General Fund (10)</u>	<u>Student Sponsored Activity Fund (21)</u>	<u>Public Purpose Trust (27)</u>	<u>Other Compt Approved (28)</u>	<u>Athletic / Activity (29)</u>	<u>Capital Reserve (690. 1850) (31)</u>
Revenue from Local Sources	15,079,832.41	491,638.00	78,720.00			
Revenue from State Sources	25,950,515.50					
Revenue from Federal Sources	3,344,765.30					
Other Financing Sources						
Total From All Sources	\$44,375,113.21	\$491,638.00	\$78,720.00			

	<u>Capital Reserve (1431)</u> <u>(32)</u>	<u>Other Capital Projects</u> <u>Fund (39)</u>	<u>Debt Service (40)</u>	<u>Permanent (90)</u>	<u>Total</u>
Revenue from Local Sources	287,616.04	5.51			15,937,811.96
Revenue from State Sources					25,950,515.50
Revenue from Federal Sources					3,344,765.30
Other Financing Sources	500,000.00				500,000.00
Total From All Sources	\$787,616.04	\$5.51			\$45,733,092.76

General Fund (10)

	<u>Total</u>
1000 Instruction	
100 Personnel Services – Salaries	
100 Personnel Services – Salaries	12,245,917.63
Total Personnel Services – Salaries	\$12,245,917.63
200 Personnel Services – Employee Benefits	
210 Group Insurance – Contracted Provider	3,986,485.46
220 Social Security Contributions	904,128.47
230 PSERS Retirement Contributions	4,105,757.90
250 Unemployment Compensation	6,064.59
260 Workers’ Compensation	64,226.32
291 Other Retirement Plans	30,402.70
292 Health Savings Accounts	90,972.00
299 All Other Employee Benefits	33,444.00
Total Personnel Services – Employee Benefits	\$9,221,481.44
300 Purchased Professional and Technical Services	
322 Professional Educational Services – Ius	175,887.49
329 Professional Educational Services – Other	35,000.00
330 Other Professional Services	108,458.46
Total Purchased Professional and Technical Services	\$319,345.95
400 Purchased Property Services	
430 Repairs and Maintenance Services	5,386.42
440 Rentals	76,933.88
Total Purchased Property Services	\$82,320.30
500 Other Purchased Services	
510 Student Transportation Services	12,857.76
530 Communications	15,812.98
561 Tuition To Other School Districts Within the State	164,294.21
562 Tuition To Pennsylvania Charter Schools	1,527,572.42
567 Tuition To Approved Private Schools (APS) and PA Chartered Schools for the Deaf and Blind	(709.14)
569 Tuition – Other	275,365.00
580 Travel	4,635.60
594 IU Payment By Withholding for Institutionalized Children’s Programs – Special Classes	1,401.47
Total Other Purchased Services	\$2,001,230.30
600 Supplies	
610 General Supplies	280,108.66
630 Food	343.10
640 Books and Periodicals	67,440.33
650 Supplies & Fees – Technology Related	38,758.95
Total Supplies	\$386,651.04
700 Property	
752 Capital Equipment – Original and Additional	9,520.21
762 Capitalized Equipment - Replacement	47,607.76
766 Capitalized Technology Equipment – Replacement	129,250.00
Total Property	\$186,377.97

LEA : 117596003 Northern Tioga SD

Printed 11/27/2024 10:50:45 AM

General Fund (10)		
1000 Instruction		<u>Total</u>
800 Other Objects		
810 Dues and Fees		1,885.00
Total Other Objects		\$1,885.00
Total 1000 Instruction		\$24,445,209.63

General Fund (10)

1100 Regular Programs – Elementary / Secondary

	<u>Elementary</u>	<u>Secondary</u>	<u>Federal</u>	<u>Total</u>
100 Personnel Services – Salaries				
100 Personnel Services – Salaries	4,056,102.16	4,288,460.58	932,679.40	9,277,242.14
Total Personnel Services – Salaries	\$4,056,102.16	\$4,288,460.58	\$932,679.40	\$9,277,242.14
200 Personnel Services – Employee Benefits				
210 Group Insurance – Contracted Provider	1,469,337.04	1,259,217.81	57,486.61	2,786,041.46
220 Social Security Contributions	348,148.20	319,057.42	20,138.97	687,344.59
230 PSERS Retirement Contributions	1,574,521.18	1,447,556.58	90,252.25	3,112,330.01
250 Unemployment Compensation	517.57	414.50	3,802.52	4,734.59
260 Workers' Compensation	24,978.61	22,380.41	1,285.32	48,644.34
291 Other Retirement Plans	15,293.15	9,255.91	563.44	25,112.50
292 Health Savings Accounts	1,372.00	2,800.00		4,172.00
299 All Other Employee Benefits	17,496.00	15,948.00		33,444.00
Total Personnel Services – Employee Benefits	\$3,451,663.75	\$3,076,630.63	\$173,529.11	\$6,701,823.49
300 Purchased Professional and Technical Services				
329 Professional Educational Services – Other		35,000.00		35,000.00
330 Other Professional Services			20,000.00	20,000.00
Total Purchased Professional and Technical Services		\$35,000.00	\$20,000.00	\$55,000.00
400 Purchased Property Services				
430 Repairs and Maintenance Services	939.37	434.27		1,373.64
440 Rentals	36,287.95	29,925.93		66,213.88
Total Purchased Property Services	\$37,227.32	\$30,360.20		\$67,587.52
500 Other Purchased Services				
510 Student Transportation Services	3,876.60	2,901.36		6,777.96
530 Communications	8,289.22	7,523.76		15,812.98
561 Tuition To Other School Districts Within the State		300.00		300.00
562 Tuition To Pennsylvania Charter Schools	3,721.62	740,602.32		744,323.94
569 Tuition – Other	9,510.62	207,774.38		217,285.00
580 Travel	1,441.32	227.75		1,669.07
Total Other Purchased Services	\$26,839.38	\$959,329.57		\$986,168.95
600 Supplies				
610 General Supplies	72,426.67	137,072.49	47,745.17	257,244.33
630 Food		180.00		180.00
640 Books and Periodicals	62,589.96	4,850.37		67,440.33
650 Supplies & Fees – Technology Related	26,843.96	10,040.00	1,575.00	38,458.96
Total Supplies	\$161,860.59	\$152,142.86	\$49,320.17	\$363,323.62
700 Property				
752 Capital Equipment – Original and Additional	2,102.21	7,418.00		9,520.21
762 Capitalized Equipment - Replacement	21,713.44	25,894.32		47,607.76
766 Capitalized Technology Equipment – Replacement	129,250.00			129,250.00
Total Property	\$153,065.65	\$33,312.32		\$186,377.97
800 Other Objects				

LEA : 117596003 Northern Tioga SD

Printed 11/27/2024 10:50:45 AM

General Fund (10)

	<u>Elementary</u>	<u>Secondary</u>	<u>Federal</u>	<u>Total</u>
1100 Regular Programs – Elementary / Secondary				
800 <u>Other Objects</u>				
810 Dues and Fees	145.00			145.00
Total Other Objects	\$145.00			\$145.00
Total 1100 Regular Programs – Elementary / Secondary	\$7,886,903.85	\$8,575,236.16	\$1,175,528.68	\$17,637,668.69

General Fund (10)

1110 Regular Programs

	<u>Elementary</u>	<u>Secondary</u>	<u>Federal</u>	<u>Total</u>
100 Personnel Services – Salaries				
100 Personnel Services – Salaries	4,056,102.16	4,288,460.58	151,642.17	8,496,204.91
Total Personnel Services – Salaries	\$4,056,102.16	\$4,288,460.58	\$151,642.17	\$8,496,204.91
200 Personnel Services – Employee Benefits				
210 Group Insurance – Contracted Provider	1,469,337.04	1,259,217.81	26,587.48	2,755,142.33
220 Social Security Contributions	348,148.20	319,057.42	5,776.93	672,982.55
230 PSERS Retirement Contributions	1,574,521.18	1,447,556.58	25,779.30	3,047,857.06
250 Unemployment Compensation	517.57	414.50	597.34	1,529.41
260 Workers' Compensation	24,978.61	22,380.41	834.22	48,193.24
291 Other Retirement Plans	15,293.15	9,255.91		24,549.06
292 Health Savings Accounts	1,372.00	2,800.00		4,172.00
299 All Other Employee Benefits	17,496.00	15,948.00		33,444.00
Total Personnel Services – Employee Benefits	\$3,451,663.75	\$3,076,630.63	\$59,575.27	\$6,587,869.65
300 Purchased Professional and Technical Services				
329 Professional Educational Services – Other		35,000.00		35,000.00
330 Other Professional Services			20,000.00	20,000.00
Total Purchased Professional and Technical Services		\$35,000.00	\$20,000.00	\$55,000.00
400 Purchased Property Services				
430 Repairs and Maintenance Services	939.37	434.27		1,373.64
440 Rentals	36,287.95	29,925.93		66,213.88
Total Purchased Property Services	\$37,227.32	\$30,360.20		\$67,587.52
500 Other Purchased Services				
510 Student Transportation Services	3,876.60	2,901.36		6,777.96
530 Communications	8,289.22	7,523.76		15,812.98
561 Tuition To Other School Districts Within the State		300.00		300.00
562 Tuition To Pennsylvania Charter Schools	3,721.62	740,602.32		744,323.94
569 Tuition – Other	9,510.62	207,774.38		217,285.00
580 Travel	1,441.32	227.75		1,669.07
Total Other Purchased Services	\$26,839.38	\$959,329.57		\$986,168.95
600 Supplies				
610 General Supplies	72,426.67	137,072.49	6,897.24	216,396.40
630 Food		180.00		180.00
640 Books and Periodicals	62,589.96	4,850.37		67,440.33
650 Supplies & Fees – Technology Related	26,843.96	10,040.00	1,575.00	38,458.96
Total Supplies	\$161,860.59	\$152,142.86	\$8,472.24	\$322,475.69
700 Property				
752 Capital Equipment – Original and Additional	2,102.21	7,418.00		9,520.21
762 Capitalized Equipment - Replacement	21,713.44	25,894.32		47,607.76
766 Capitalized Technology Equipment – Replacement	129,250.00			129,250.00
Total Property	\$153,065.65	\$33,312.32		\$186,377.97
800 Other Objects				

LEA : 117596003 Northern Tioga SD

Printed 11/27/2024 10:50:45 AM

General Fund (10)

1110 Regular Programs

800 Other Objects

810 Dues and Fees

Total Other Objects

Total 1110 Regular Programs

Elementary

Secondary

Federal

Total

145.00

145.00

\$145.00

\$145.00

\$7,886,903.85

\$8,575,236.16

\$239,689.68

\$16,701,829.69

General Fund (10)

1190 Federally-Funded Regular Programs

100 Personnel Services – Salaries

	<u>Elementary</u>	<u>Secondary</u>	<u>Federal</u>	<u>Total</u>
100 Personnel Services – Salaries			781,037.23	781,037.23
Total Personnel Services – Salaries			\$781,037.23	\$781,037.23

200 Personnel Services – Employee Benefits

210 Group Insurance – Contracted Provider			30,899.13	30,899.13
220 Social Security Contributions			14,362.04	14,362.04
230 PSERS Retirement Contributions			64,472.95	64,472.95
250 Unemployment Compensation			3,205.18	3,205.18
260 Workers' Compensation			451.10	451.10
291 Other Retirement Plans			563.44	563.44
Total Personnel Services – Employee Benefits			\$113,953.84	\$113,953.84

600 Supplies

610 General Supplies			40,847.93	40,847.93
Total Supplies			\$40,847.93	\$40,847.93

Total 1190 Federally-Funded Regular Programs

			\$935,839.00	\$935,839.00
--	--	--	---------------------	---------------------

General Fund (10)

1200 Special Programs – Elementary / Secondary

	<u>Elementary</u>	<u>Secondary</u>	<u>Federal</u>	<u>Total</u>
100 Personnel Services – Salaries				
100 Personnel Services – Salaries	1,290,591.57	1,437,067.74	72,615.00	2,800,274.31
Total Personnel Services – Salaries	\$1,290,591.57	\$1,437,067.74	\$72,615.00	\$2,800,274.31
200 Personnel Services – Employee Benefits				
210 Group Insurance – Contracted Provider	545,438.76	589,182.27	9,115.10	1,143,736.13
220 Social Security Contributions	94,386.36	104,501.24	5,376.15	204,263.75
230 PSERS Retirement Contributions	428,877.69	483,660.36	24,689.04	937,227.09
250 Unemployment Compensation	585.86	585.81	88.01	1,259.68
260 Workers' Compensation	6,771.57	7,519.43	399.35	14,690.35
291 Other Retirement Plans	3,209.40	1,655.80		4,865.20
292 Health Savings Accounts	39,200.00	47,600.00		86,800.00
Total Personnel Services – Employee Benefits	\$1,118,469.64	\$1,234,704.91	\$39,667.65	\$2,392,842.20
300 Purchased Professional and Technical Services				
322 Professional Educational Services – Ius	879.44	175,008.05		175,887.49
330 Other Professional Services	395.12	78,628.34		79,023.46
Total Purchased Professional and Technical Services	\$1,274.56	\$253,636.39		\$254,910.95
400 Purchased Property Services				
430 Repairs and Maintenance Services	16.91	3,364.61		3,381.52
Total Purchased Property Services	\$16.91	\$3,364.61		\$3,381.52
500 Other Purchased Services				
510 Student Transportation Services	531.50	4,748.30		5,279.80
561 Tuition To Other School Districts Within the State	21.46	51,287.46		51,308.92
562 Tuition To Pennsylvania Charter Schools	3,775.31	779,473.17		783,248.48
567 Tuition To Approved Private Schools (APS) and PA Chartered Schools for the Deaf and Blind	(3.55)	(705.59)		(709.14)
569 Tuition – Other	290.40	57,789.60		58,080.00
580 Travel	7.16	1,443.81		1,450.97
594 IU Payment By Withholding for Institutionalized Children’s Programs – Special Classes	7.01	1,394.46		1,401.47
Total Other Purchased Services	\$4,629.29	\$895,431.21		\$900,060.50
600 Supplies				
610 General Supplies	5,828.15	8,914.19		14,742.34
630 Food	163.10			163.10
650 Supplies & Fees – Technology Related		299.99		299.99
Total Supplies	\$5,991.25	\$9,214.18		\$15,205.43
Total 1200 Special Programs – Elementary / Secondary	\$2,420,973.22	\$3,833,419.04	\$112,282.65	\$6,366,674.91

LEA : 117596003 Northern Tioga SD

Printed 11/27/2024 10:50:45 AM

General Fund (10)

1210 Life Skills Support

	<u>Elementary</u>	<u>Secondary</u>	<u>Federal</u>	<u>Total</u>
100 Personnel Services – Salaries				
100 Personnel Services – Salaries	231,156.29	159,783.74		390,940.03
Total Personnel Services – Salaries	\$231,156.29	\$159,783.74		\$390,940.03
200 Personnel Services – Employee Benefits				
210 Group Insurance – Contracted Provider	101,924.39	78,094.72		180,019.11
220 Social Security Contributions	17,091.98	11,318.10		28,410.08
230 PSERS Retirement Contributions	77,727.73	54,410.61		132,138.34
250 Unemployment Compensation	79.29	43.75		123.04
260 Workers' Compensation	1,211.33	838.64		2,049.97
291 Other Retirement Plans	525.00	645.00		1,170.00
292 Health Savings Accounts	5,600.00	5,600.00		11,200.00
Total Personnel Services – Employee Benefits	\$204,159.72	\$150,950.82		\$355,110.54
500 Other Purchased Services				
510 Student Transportation Services	405.00	1,644.47		2,049.47
561 Tuition To Other School Districts Within the State		3,030.00		3,030.00
569 Tuition – Other	290.40	57,789.60		58,080.00
Total Other Purchased Services	\$695.40	\$62,464.07		\$63,159.47
600 Supplies				
610 General Supplies	2,340.97	1,960.29		4,301.26
630 Food	141.05			141.05
650 Supplies & Fees – Technology Related		299.99		299.99
Total Supplies	\$2,482.02	\$2,260.28		\$4,742.30
Total 1210 Life Skills Support	\$438,493.43	\$375,458.91		\$813,952.34

General Fund (10)

1220 Sensory Support

	<u>Elementary</u>	<u>Secondary</u>	<u>Federal</u>	<u>Total</u>
100 Personnel Services – Salaries				
100 Personnel Services – Salaries	311.42	61,972.58	72,615.00	134,899.00
Total Personnel Services – Salaries	\$311.42	\$61,972.58	\$72,615.00	\$134,899.00
200 Personnel Services – Employee Benefits				
210 Group Insurance – Contracted Provider	143.85	28,624.85	9,115.10	37,883.80
220 Social Security Contributions	21.69	4,315.79	5,376.15	9,713.63
230 PSERS Retirement Contributions	105.42	20,977.63	24,689.04	45,772.09
250 Unemployment Compensation	(0.30)	(58.85)	88.01	28.86
260 Workers' Compensation	1.53	304.35	399.35	705.23
Total Personnel Services – Employee Benefits	\$272.19	\$54,163.77	\$39,667.65	\$94,103.61
300 Purchased Professional and Technical Services				
322 Professional Educational Services – lus	306.71	61,034.43		61,341.14
330 Other Professional Services	9.39	1,868.41		1,877.80
Total Purchased Professional and Technical Services	\$316.10	\$62,902.84		\$63,218.94
400 Purchased Property Services				
430 Repairs and Maintenance Services	16.91	3,364.61		3,381.52
Total Purchased Property Services	\$16.91	\$3,364.61		\$3,381.52
500 Other Purchased Services				
580 Travel	3.37	670.36		673.73
Total Other Purchased Services	\$3.37	\$670.36		\$673.73
600 Supplies				
610 General Supplies	5.71	1,136.59		1,142.30
Total Supplies	\$5.71	\$1,136.59		\$1,142.30
Total 1220 Sensory Support	\$925.70	\$184,210.75	\$112,282.65	\$297,419.10

General Fund (10)

1230 Emotional Support

	<u>Elementary</u>	<u>Secondary</u>	<u>Federal</u>	<u>Total</u>
100 Personnel Services – Salaries				
100 Personnel Services – Salaries	295,763.08	210,187.58		505,950.66
Total Personnel Services – Salaries	\$295,763.08	\$210,187.58		\$505,950.66
200 Personnel Services – Employee Benefits				
210 Group Insurance – Contracted Provider	144,199.49	149,066.24		293,265.73
220 Social Security Contributions	21,391.17	15,018.60		36,409.77
230 PSERS Retirement Contributions	96,221.12	71,181.49		167,402.61
250 Unemployment Compensation	156.50	93.93		250.43
260 Workers' Compensation	1,549.22	1,099.44		2,648.66
291 Other Retirement Plans	610.00	130.00		740.00
292 Health Savings Accounts	7,000.00	15,400.00		22,400.00
Total Personnel Services – Employee Benefits	\$271,127.50	\$251,989.70		\$523,117.20
300 Purchased Professional and Technical Services				
322 Professional Educational Services – lus	572.73	113,973.62		114,546.35
Total Purchased Professional and Technical Services	\$572.73	\$113,973.62		\$114,546.35
500 Other Purchased Services				
510 Student Transportation Services	125.00	910.33		1,035.33
561 Tuition To Other School Districts Within the State	18.56	47,680.44		47,699.00
Total Other Purchased Services	\$143.56	\$48,590.77		\$48,734.33
600 Supplies				
610 General Supplies	2,150.32	1,415.98		3,566.30
630 Food	22.05			22.05
Total Supplies	\$2,172.37	\$1,415.98		\$3,588.35
Total 1230 Emotional Support	\$569,779.24	\$626,157.65		\$1,195,936.89

General Fund (10)

1240 Academic Support

	<u>Elementary</u>	<u>Secondary</u>	<u>Federal</u>	<u>Total</u>
100 Personnel Services – Salaries				
100 Personnel Services – Salaries	763,149.68	874,813.11		1,637,962.79
Total Personnel Services – Salaries	\$763,149.68	\$874,813.11		\$1,637,962.79
200 Personnel Services – Employee Benefits				
210 Group Insurance – Contracted Provider	299,171.03	315,004.01		614,175.04
220 Social Security Contributions	55,866.13	64,128.36		119,994.49
230 PSERS Retirement Contributions	254,751.65	292,878.47		547,630.12
250 Unemployment Compensation	349.83	371.44		721.27
260 Workers' Compensation	4,008.39	4,595.72		8,604.11
291 Other Retirement Plans	2,074.40	880.80		2,955.20
292 Health Savings Accounts	26,600.00	25,200.00		51,800.00
Total Personnel Services – Employee Benefits	\$642,821.43	\$703,058.80		\$1,345,880.23
300 Purchased Professional and Technical Services				
330 Other Professional Services	34.89	6,942.71		6,977.60
Total Purchased Professional and Technical Services	\$34.89	\$6,942.71		\$6,977.60
500 Other Purchased Services				
510 Student Transportation Services		1,645.00		1,645.00
561 Tuition To Other School Districts Within the State	2.90	577.02		579.92
580 Travel	3.79	773.45		777.24
Total Other Purchased Services	\$6.69	\$2,995.47		\$3,002.16
600 Supplies				
610 General Supplies	1,329.66	2,810.61		4,140.27
Total Supplies	\$1,329.66	\$2,810.61		\$4,140.27
Total 1240 Academic Support	\$1,407,342.35	\$1,590,620.70		\$2,997,963.05

General Fund (10)

	<u>Elementary</u>	<u>Secondary</u>	<u>Federal</u>	<u>Total</u>
1241 Learning Support – Public				
100 Personnel Services – Salaries				
100 Personnel Services – Salaries	733,960.02	855,353.22		1,589,313.24
Total Personnel Services – Salaries	\$733,960.02	\$855,353.22		\$1,589,313.24
200 Personnel Services – Employee Benefits				
210 Group Insurance – Contracted Provider	298,286.44	314,414.55		612,700.99
220 Social Security Contributions	53,764.16	62,727.06		116,491.22
230 PSERS Retirement Contributions	244,827.10	286,262.10		531,089.20
250 Unemployment Compensation	323.46	353.86		677.32
260 Workers' Compensation	3,847.77	4,488.64		8,336.41
291 Other Retirement Plans	2,074.40	880.80		2,955.20
292 Health Savings Accounts	26,600.00	25,200.00		51,800.00
Total Personnel Services – Employee Benefits	\$629,723.33	\$694,327.01		\$1,324,050.34
500 Other Purchased Services				
510 Student Transportation Services		1,645.00		1,645.00
561 Tuition To Other School Districts Within the State	2.90	577.02		579.92
580 Travel		18.34		18.34
Total Other Purchased Services	\$2.90	\$2,240.36		\$2,243.26
600 Supplies				
610 General Supplies	1,329.66	2,400.61		3,730.27
Total Supplies	\$1,329.66	\$2,400.61		\$3,730.27
Total 1241 Learning Support – Public	\$1,365,015.91	\$1,554,321.20		\$2,919,337.11

General Fund (10)

1243 Gifted Support

	<u>Elementary</u>	<u>Secondary</u>	<u>Federal</u>	<u>Total</u>
100 Personnel Services – Salaries				
100 Personnel Services – Salaries	29,189.66	19,459.89		48,649.55
Total Personnel Services – Salaries	\$29,189.66	\$19,459.89		\$48,649.55
200 Personnel Services – Employee Benefits				
210 Group Insurance – Contracted Provider	884.59	589.46		1,474.05
220 Social Security Contributions	2,101.97	1,401.30		3,503.27
230 PSERS Retirement Contributions	9,924.55	6,616.37		16,540.92
250 Unemployment Compensation	26.37	17.58		43.95
260 Workers' Compensation	160.62	107.08		267.70
Total Personnel Services – Employee Benefits	\$13,098.10	\$8,731.79		\$21,829.89
300 Purchased Professional and Technical Services				
330 Other Professional Services	34.89	6,942.71		6,977.60
Total Purchased Professional and Technical Services	\$34.89	\$6,942.71		\$6,977.60
500 Other Purchased Services				
580 Travel	3.79	755.11		758.90
Total Other Purchased Services	\$3.79	\$755.11		\$758.90
600 Supplies				
610 General Supplies		410.00		410.00
Total Supplies		\$410.00		\$410.00
Total 1243 Gifted Support	\$42,326.44	\$36,299.50		\$78,625.94

General Fund (10)

1260 Physical Support

300 Purchased Professional and Technical Services

330 Other Professional Services

Total Purchased Professional and Technical Services

Total 1260 Physical Support

Elementary

Secondary

Federal

Total

350.84

69,817.22

70,168.06

\$350.84

\$69,817.22

\$70,168.06

\$350.84

\$69,817.22

\$70,168.06

General Fund (10)

1270 Multi-Handicapped Support

	<u>Elementary</u>	<u>Secondary</u>	<u>Federal</u>	<u>Total</u>
100 Personnel Services – Salaries				
100 Personnel Services – Salaries		88,301.81		88,301.81
Total Personnel Services – Salaries		\$88,301.81		\$88,301.81
200 Personnel Services – Employee Benefits				
210 Group Insurance – Contracted Provider		18,392.45		18,392.45
220 Social Security Contributions		6,656.89		6,656.89
230 PSERS Retirement Contributions		29,929.11		29,929.11
250 Unemployment Compensation		28.99		28.99
260 Workers' Compensation		461.68		461.68
292 Health Savings Accounts		1,400.00		1,400.00
Total Personnel Services – Employee Benefits		\$56,869.12		\$56,869.12
500 Other Purchased Services				
510 Student Transportation Services		250.00		250.00
Total Other Purchased Services		\$250.00		\$250.00
600 Supplies				
610 General Supplies		1,295.11		1,295.11
Total Supplies		\$1,295.11		\$1,295.11
Total 1270 Multi-Handicapped Support		\$146,716.04		\$146,716.04

General Fund (10)

	<u>Elementary</u>	<u>Secondary</u>	<u>Federal</u>	<u>Total</u>
1290 Special Programs - Other Support				
100 Personnel Services – Salaries				
100 Personnel Services – Salaries	211.10	42,008.92		42,220.02
Total Personnel Services – Salaries	\$211.10	\$42,008.92		\$42,220.02
200 Personnel Services – Employee Benefits				
220 Social Security Contributions	15.39	3,063.50		3,078.89
230 PSERS Retirement Contributions	71.77	14,283.05		14,354.82
250 Unemployment Compensation	0.54	106.55		107.09
260 Workers' Compensation	1.10	219.60		220.70
Total Personnel Services – Employee Benefits	\$88.80	\$17,672.70		\$17,761.50
500 Other Purchased Services				
510 Student Transportation Services	1.50	298.50		300.00
562 Tuition To Pennsylvania Charter Schools	3,775.31	779,473.17		783,248.48
567 Tuition To Approved Private Schools (APS) and PA Chartered Schools for the Deaf and Blind	(3.55)	(705.59)		(709.14)
594 IU Payment By Withholding for Institutionalized Children's Programs – Special Classes	7.01	1,394.46		1,401.47
Total Other Purchased Services	\$3,780.27	\$780,460.54		\$784,240.81
600 Supplies				
610 General Supplies	1.49	295.61		297.10
Total Supplies	\$1.49	\$295.61		\$297.10
Total 1290 Special Programs - Other Support	\$4,081.66	\$840,437.77		\$844,519.43

General Fund (10)

1300 Vocational Education

	<u>Elementary</u>	<u>Secondary</u>	<u>Federal</u>	<u>Total</u>
100 Personnel Services – Salaries				
100 Personnel Services – Salaries		136,095.29		136,095.29
Total Personnel Services – Salaries		\$136,095.29		\$136,095.29
200 Personnel Services – Employee Benefits				
210 Group Insurance – Contracted Provider		49,231.82		49,231.82
220 Social Security Contributions		10,146.50		10,146.50
230 PSERS Retirement Contributions		45,240.61		45,240.61
250 Unemployment Compensation		29.65		29.65
260 Workers' Compensation		713.82		713.82
291 Other Retirement Plans		425.00		425.00
Total Personnel Services – Employee Benefits		\$105,787.40		\$105,787.40
400 Purchased Property Services				
430 Repairs and Maintenance Services		535.86		535.86
Total Purchased Property Services		\$535.86		\$535.86
500 Other Purchased Services				
510 Student Transportation Services		800.00		800.00
580 Travel		806.97		806.97
Total Other Purchased Services		\$1,606.97		\$1,606.97
600 Supplies				
610 General Supplies		6,664.20		6,664.20
Total Supplies		\$6,664.20		\$6,664.20
800 Other Objects				
810 Dues and Fees		1,740.00		1,740.00
Total Other Objects		\$1,740.00		\$1,740.00
Total 1300 Vocational Education		\$252,429.72		\$252,429.72

General Fund (10)

	<u>Elementary</u>	<u>Secondary</u>	<u>Federal</u>	<u>Total</u>
1400 Other Instructional Programs – Elementary / Secondary				
100 Personnel Services – Salaries				
100 Personnel Services – Salaries	195.00	32,110.89		32,305.89
Total Personnel Services – Salaries	\$195.00	\$32,110.89		\$32,305.89
200 Personnel Services – Employee Benefits				
210 Group Insurance – Contracted Provider		7,476.05		7,476.05
220 Social Security Contributions	14.40	2,359.23		2,373.63
230 PSERS Retirement Contributions	66.30	10,893.89		10,960.19
250 Unemployment Compensation		40.67		40.67
260 Workers' Compensation	1.07	176.74		177.81
Total Personnel Services – Employee Benefits	\$81.77	\$20,946.58		\$21,028.35
300 Purchased Professional and Technical Services				
330 Other Professional Services	23.59	9,411.41		9,435.00
Total Purchased Professional and Technical Services	\$23.59	\$9,411.41		\$9,435.00
400 Purchased Property Services				
430 Repairs and Maintenance Services		95.40		95.40
440 Rentals		10,720.00		10,720.00
Total Purchased Property Services		\$10,815.40		\$10,815.40
500 Other Purchased Services				
561 Tuition To Other School Districts Within the State		112,685.29		112,685.29
580 Travel	708.59			708.59
Total Other Purchased Services	\$708.59	\$112,685.29		\$113,393.88
600 Supplies				
610 General Supplies		1,457.79		1,457.79
Total Supplies		\$1,457.79		\$1,457.79
Total 1400 Other Instructional Programs – Elementary / Secondary	\$1,008.95	\$187,427.36		\$188,436.31

General Fund (10)

1410 Drivers' Education

	<u>Elementary</u>	<u>Secondary</u>	<u>Federal</u>	<u>Total</u>
100 Personnel Services – Salaries				
100 Personnel Services – Salaries		30,905.89		30,905.89
Total Personnel Services – Salaries		\$30,905.89		\$30,905.89
200 Personnel Services – Employee Benefits				
210 Group Insurance – Contracted Provider		7,476.05		7,476.05
220 Social Security Contributions		2,270.28		2,270.28
230 PSERS Retirement Contributions		10,484.19		10,484.19
250 Unemployment Compensation		40.67		40.67
260 Workers' Compensation		170.10		170.10
Total Personnel Services – Employee Benefits		\$20,441.29		\$20,441.29
400 Purchased Property Services				
430 Repairs and Maintenance Services		95.40		95.40
440 Rentals		10,720.00		10,720.00
Total Purchased Property Services		\$10,815.40		\$10,815.40
600 Supplies				
610 General Supplies		1,457.79		1,457.79
Total Supplies		\$1,457.79		\$1,457.79
Total 1410 Drivers' Education		\$63,620.37		\$63,620.37

General Fund (10)

1430 Homebound Instruction

100 Personnel Services – Salaries

	<u>Elementary</u>	<u>Secondary</u>	<u>Federal</u>	<u>Total</u>
100 Personnel Services – Salaries	195.00	1,205.00		1,400.00
Total Personnel Services – Salaries	\$195.00	\$1,205.00		\$1,400.00
200 Personnel Services – Employee Benefits				
220 Social Security Contributions	14.40	88.95		103.35
230 PSERS Retirement Contributions	66.30	409.70		476.00
260 Workers' Compensation	1.07	6.64		7.71
Total Personnel Services – Employee Benefits	\$81.77	\$505.29		\$587.06
500 Other Purchased Services				
580 Travel	708.59			708.59
Total Other Purchased Services	\$708.59			\$708.59
Total 1430 Homebound Instruction	\$985.36	\$1,710.29		\$2,695.65

Total Personnel Services – Salaries

200 Personnel Services – Employee Benefits

Total Personnel Services – Employee Benefits

500 Other Purchased Services

Total Other Purchased Services

Total 1430 Homebound Instruction

General Fund (10)

1440 Alternative Regular Education Programs

Elementary

Secondary

Federal

Total

300 Purchased Professional and Technical Services

330 Other Professional Services

23.59

9,411.41

9,435.00

Total Purchased Professional and Technical Services

\$23.59

\$9,411.41

\$9,435.00

500 Other Purchased Services

561 Tuition To Other School Districts Within the State

112,685.29

112,685.29

Total Other Purchased Services

\$112,685.29

\$112,685.29

Total 1440 Alternative Regular Education Programs

\$23.59

\$122,096.70

\$122,120.29

General Fund (10)

	<u>Elementary</u>	<u>Secondary</u>	<u>Federal</u>	<u>Total</u>
1442 Alternative Education Programs				
300 <u>Purchased Professional and Technical Services</u>				
330 Other Professional Services	23.59	9,411.41		9,435.00
Total Purchased Professional and Technical Services	\$23.59	\$9,411.41		\$9,435.00
500 <u>Other Purchased Services</u>				
561 Tuition To Other School Districts Within the State		112,685.29		112,685.29
Total Other Purchased Services		\$112,685.29		\$112,685.29
Total 1442 Alternative Education Programs	\$23.59	\$122,096.70		\$122,120.29

LEA : 117596003 Northern Tioga SD

Printed 11/27/2024 10:50:49 AM

General Fund (10)

2000 Support Services

Total

100 Personnel Services – Salaries

100 Personnel Services – Salaries 4,044,422.52

Total Personnel Services – Salaries \$4,044,422.52

200 Personnel Services – Employee Benefits

210 Group Insurance – Contracted Provider 1,312,663.36

220 Social Security Contributions 300,158.64

230 PSERS Retirement Contributions 1,363,728.47

240 Tuition Reimbursement 41,475.50

250 Unemployment Compensation 1,235.43

260 Workers' Compensation 21,495.08

291 Other Retirement Plans 260.00

292 Health Savings Accounts 78,400.00

Total Personnel Services – Employee Benefits \$3,119,416.48

300 Purchased Professional and Technical Services

310 Official / Administrative Services 51,155.87

330 Other Professional Services 365,994.19

340 Technical Services 88,245.98

350 Security / Safety Services 6,352.00

360 Employee Training and Development Services 32,451.02

390 Other Purchased Professional and Technical Services 2,487.50

Total Purchased Professional and Technical Services \$546,686.56

400 Purchased Property Services

410 Cleaning Services 51,649.49

420 Utility Services 110,560.48

430 Repairs and Maintenance Services 300,381.58

440 Rentals 28,014.71

Total Purchased Property Services \$490,606.26

500 Other Purchased Services

510 Student Transportation Services 1,428.65

513 Contracted Carriers 2,382,307.63

516 Student Transportation Services From the IU 31,444.96

520 Insurance – General 17,342.49

523 General Property and Liability Insurance 172,373.00

530 Communications 65,674.99

549 Other Advertising/Public Relations 19,515.20

550 Printing and Binding 66,679.22

580 Travel 54,754.98

Total Other Purchased Services \$2,811,521.12

600 Supplies

610 General Supplies 312,555.77

620 Energy 554,179.95

630 Food 11,077.47

640 Books and Periodicals 9,882.30

650 Supplies & Fees – Technology Related 316,471.20

LEA : 117596003 Northern Tioga SD

Printed 11/27/2024 10:50:49 AM

General Fund (10)

2000 Support Services

Total Supplies	\$1,204,166.69
-----------------------	-----------------------

700 Property

752 Capital Equipment – Original and Additional	28,661.00
756 Capitalized Technology Equipment – Original	13,338.32
762 Capitalized Equipment - Replacement	219,941.96
766 Capitalized Technology Equipment – Replacement	188,334.00
768 Capitalized Technology Software - Replacement	6,886.53

Total Property	\$457,161.81
-----------------------	---------------------

800 Other Objects

810 Dues and Fees	19,863.92
820 Claims and Judgments Against the LEA	30,000.00

Total Other Objects	\$49,863.92
----------------------------	--------------------

Total 2000 Support Services	\$12,723,845.36
------------------------------------	------------------------

General Fund (10)

2100 Support Services – Students

	<u>Elementary</u>	<u>Secondary</u>	<u>Federal</u>	<u>Total</u>
100 Personnel Services – Salaries				
100 Personnel Services – Salaries	639.78	423,533.04	200,134.08	775,914.19
Total Personnel Services – Salaries	\$639.78	\$423,533.04	\$200,134.08	\$775,914.19
200 Personnel Services – Employee Benefits				
210 Group Insurance – Contracted Provider	270.74	126,966.09	53,226.21	229,249.61
220 Social Security Contributions	59.48	33,594.56	12,234.11	57,085.99
230 PSERS Retirement Contributions	270.60	154,466.51	57,337.26	263,620.82
250 Unemployment Compensation	(73.80)	27.27	243.93	228.37
260 Workers' Compensation	(17.13)	2,199.11	1,100.56	4,116.41
292 Health Savings Accounts		5,600.00		5,600.00
Total Personnel Services – Employee Benefits	\$509.89	\$322,853.54	\$124,142.07	\$559,901.20
400 Purchased Property Services				
440 Rentals		279.75		279.75
Total Purchased Property Services		\$279.75		\$279.75
500 Other Purchased Services				
510 Student Transportation Services		1,428.65		1,428.65
530 Communications		3,547.44		3,547.44
580 Travel	241.87	6,201.26		7,189.92
Total Other Purchased Services	\$241.87	\$11,177.35		\$12,166.01
600 Supplies				
610 General Supplies	683.96	8,950.20		10,077.86
640 Books and Periodicals	124.18	25.00		149.18
Total Supplies	\$808.14	\$8,975.20		\$10,227.04
700 Property				
768 Capitalized Technology Software - Replacement		1,967.58		1,967.58
Total Property		\$1,967.58		\$1,967.58
800 Other Objects				
810 Dues and Fees	132.68	731.32		1,100.00
Total Other Objects	\$132.68	\$731.32		\$1,100.00
Total 2100 Support Services – Students	\$2,332.36	\$769,517.78	\$324,276.15	\$1,361,555.77

General Fund (10)

2120 Guidance Services

100 Personnel Services – Salaries

	<u>Elementary</u>	<u>Secondary</u>	<u>Federal</u>	<u>Total</u>
100 Personnel Services – Salaries		296,216.54	74,844.42	371,060.96
Total Personnel Services – Salaries		\$296,216.54	\$74,844.42	\$371,060.96

200 Personnel Services – Employee Benefits

210 Group Insurance – Contracted Provider	165.00	105,924.53	28,889.30	134,978.83
220 Social Security Contributions		21,757.98	5,376.42	27,134.40
230 PSERS Retirement Contributions		100,617.18	25,353.54	125,970.72
250 Unemployment Compensation	(73.58)	71.77	88.01	86.20
260 Workers' Compensation	(20.39)	1,550.59	411.61	1,941.81
292 Health Savings Accounts		5,600.00		5,600.00
Total Personnel Services – Employee Benefits	\$71.03	\$235,522.05	\$60,118.88	\$295,711.96

400 Purchased Property Services

440 Rentals		279.75		279.75
Total Purchased Property Services		\$279.75		\$279.75

500 Other Purchased Services

510 Student Transportation Services		1,428.65		1,428.65
530 Communications		3,547.44		3,547.44
580 Travel	213.25	506.27		719.52
Total Other Purchased Services	\$213.25	\$5,482.36		\$5,695.61

600 Supplies

610 General Supplies	647.85	1,764.49		2,412.34
640 Books and Periodicals	124.18	25.00		149.18
Total Supplies	\$772.03	\$1,789.49		\$2,561.52

700 Property

768 Capitalized Technology Software - Replacement		1,967.58		1,967.58
Total Property		\$1,967.58		\$1,967.58

800 Other Objects

810 Dues and Fees	129.00			129.00
Total Other Objects	\$129.00			\$129.00

Total 2120 Guidance Services

	\$1,185.31	\$541,257.77	\$134,963.30	\$677,406.38
--	-------------------	---------------------	---------------------	---------------------

General Fund (10)

2140 Psychological Services

	<u>Elementary</u>	<u>Secondary</u>	<u>Federal</u>	<u>Total</u>
100 Personnel Services – Salaries				
100 Personnel Services – Salaries	639.78	127,316.50	64,293.14	192,249.42
Total Personnel Services – Salaries	\$639.78	\$127,316.50	\$64,293.14	\$192,249.42
200 Personnel Services – Employee Benefits				
210 Group Insurance – Contracted Provider	105.74	21,041.56	21,593.55	42,740.85
220 Social Security Contributions	59.48	11,836.58	2,423.13	14,319.19
230 PSERS Retirement Contributions	270.60	53,849.33	11,244.83	65,364.76
250 Unemployment Compensation	(0.22)	(44.50)	87.99	43.27
260 Workers' Compensation	3.26	648.52	353.54	1,005.32
Total Personnel Services – Employee Benefits	\$438.86	\$87,331.49	\$35,703.04	\$123,473.39
500 Other Purchased Services				
580 Travel	28.62	5,694.99		5,723.61
Total Other Purchased Services	\$28.62	\$5,694.99		\$5,723.61
600 Supplies				
610 General Supplies	36.11	7,185.71		7,221.82
Total Supplies	\$36.11	\$7,185.71		\$7,221.82
800 Other Objects				
810 Dues and Fees	3.68	731.32		735.00
Total Other Objects	\$3.68	\$731.32		\$735.00
Total 2140 Psychological Services	\$1,147.05	\$228,260.01	\$99,996.18	\$329,403.24

General Fund (10)

2160 Social Work Services

100 Personnel Services – Salaries

100 Personnel Services – Salaries

Total Personnel Services – Salaries

200 Personnel Services – Employee Benefits

210 Group Insurance – Contracted Provider

220 Social Security Contributions

230 PSERS Retirement Contributions

250 Unemployment Compensation

260 Workers' Compensation

Total Personnel Services – Employee Benefits

500 Other Purchased Services

580 Travel

Total Other Purchased Services

600 Supplies

610 General Supplies

Total Supplies

800 Other Objects

810 Dues and Fees

Total Other Objects

Total 2160 Social Work Services

	<u>Elementary</u>	<u>Secondary</u>	<u>Federal</u>	<u>Total</u>
			60,996.52	212,603.81
			\$60,996.52	\$212,603.81
			2,743.36	51,529.93
			4,434.56	15,632.40
			20,738.89	72,285.34
			67.93	98.90
			335.41	1,169.28
			\$28,320.15	\$140,715.85
				746.79
				\$746.79
				443.70
				\$443.70
				236.00
				\$236.00
			\$89,316.67	\$354,746.15

General Fund (10)

2200 Support Services – Instructional Staff

	<u>Elementary</u>	<u>Secondary</u>	<u>Federal</u>	<u>Total</u>
100 Personnel Services – Salaries				
100 Personnel Services – Salaries	295,607.08	392,485.06		688,092.14
Total Personnel Services – Salaries	\$295,607.08	\$392,485.06		\$688,092.14
200 Personnel Services – Employee Benefits				
210 Group Insurance – Contracted Provider	131,975.03	111,535.62	144.80	243,655.45
220 Social Security Contributions	21,496.40	29,573.71		51,070.11
230 PSERS Retirement Contributions	100,259.42	133,173.07		233,432.49
240 Tuition Reimbursement	16,750.00	19,881.50		36,631.50
250 Unemployment Compensation	100.00	117.17		217.17
260 Workers' Compensation	1,584.64	2,155.36		3,740.00
292 Health Savings Accounts	8,400.00	8,400.00		16,800.00
Total Personnel Services – Employee Benefits	\$280,565.49	\$304,836.43	\$144.80	\$585,546.72
300 Purchased Professional and Technical Services				
330 Other Professional Services	3,354.88	3,045.12		6,400.00
340 Technical Services	4,237.78	3,846.50		8,084.28
360 Employee Training and Development Services	6,704.95	12,405.79	5,282.96	24,393.70
390 Other Purchased Professional and Technical Services	1,303.96	1,183.54		2,487.50
Total Purchased Professional and Technical Services	\$15,601.57	\$20,480.95	\$5,282.96	\$41,365.48
400 Purchased Property Services				
430 Repairs and Maintenance Services	10,393.15	10,913.23		21,306.38
440 Rentals	1,381.59	2,889.26		4,270.85
Total Purchased Property Services	\$11,774.74	\$13,802.49		\$25,577.23
500 Other Purchased Services				
530 Communications	29.83	5,935.57		5,965.40
580 Travel	5,021.43	8,807.24		13,828.67
Total Other Purchased Services	\$5,051.26	\$14,742.81		\$19,794.07
600 Supplies				
610 General Supplies	5,978.81	10,259.23		16,238.04
630 Food	3,605.92	3,538.42	199.05	7,343.39
640 Books and Periodicals	6,017.42	3,595.71		9,613.13
650 Supplies & Fees – Technology Related	146,454.49	98,170.69	1,000.00	245,625.18
Total Supplies	\$162,056.64	\$115,564.05	\$1,199.05	\$278,819.74
700 Property				
756 Capitalized Technology Equipment – Original	6,710.64	6,627.68		13,338.32
766 Capitalized Technology Equipment – Replacement	39,387.00	148,947.00		188,334.00
Total Property	\$46,097.64	\$155,574.68		\$201,672.32
800 Other Objects				
810 Dues and Fees	491.42	902.58		1,394.00
Total Other Objects	\$491.42	\$902.58		\$1,394.00
Total 2200 Support Services – Instructional Staff	\$817,245.84	\$1,018,389.05	\$6,626.81	\$1,842,261.70

LEA : 117596003 Northern Tioga SD

Printed 11/27/2024 10:50:49 AM

General Fund (10)

	<u>Elementary</u>	<u>Secondary</u>	<u>Federal</u>	<u>Total</u>
2220 Technology Support Services				
100 Personnel Services – Salaries				
100 Personnel Services – Salaries	93,197.63	81,650.51		174,848.14
Total Personnel Services – Salaries	\$93,197.63	\$81,650.51		\$174,848.14
200 Personnel Services – Employee Benefits				
210 Group Insurance – Contracted Provider	34,280.47	30,607.68	144.80	65,032.95
220 Social Security Contributions	6,785.05	5,937.17		12,722.22
230 PSERS Retirement Contributions	31,680.86	27,757.08		59,437.94
250 Unemployment Compensation	22.72	20.62		43.34
260 Workers' Compensation	492.11	430.07		922.18
Total Personnel Services – Employee Benefits	\$73,261.21	\$64,752.62	\$144.80	\$138,158.63
300 Purchased Professional and Technical Services				
330 Other Professional Services	3,354.88	3,045.12		6,400.00
340 Technical Services	4,237.78	3,846.50		8,084.28
390 Other Purchased Professional and Technical Services	1,303.96	1,183.54		2,487.50
Total Purchased Professional and Technical Services	\$8,896.62	\$8,075.16		\$16,971.78
400 Purchased Property Services				
430 Repairs and Maintenance Services	10,393.00	10,883.40		21,276.40
Total Purchased Property Services	\$10,393.00	\$10,883.40		\$21,276.40
500 Other Purchased Services				
530 Communications	10.44	2,077.45		2,087.89
580 Travel	860.22	780.80		1,641.02
Total Other Purchased Services	\$870.66	\$2,858.25		\$3,728.91
600 Supplies				
610 General Supplies		190.00		190.00
650 Supplies & Fees – Technology Related	140,654.48	83,289.71	1,000.00	224,944.19
Total Supplies	\$140,654.48	\$83,479.71	\$1,000.00	\$225,134.19
700 Property				
756 Capitalized Technology Equipment – Original	6,710.64	6,627.68		13,338.32
766 Capitalized Technology Equipment – Replacement	39,387.00	148,947.00		188,334.00
Total Property	\$46,097.64	\$155,574.68		\$201,672.32
Total 2220 Technology Support Services	\$373,371.24	\$407,274.33	\$1,144.80	\$781,790.37

General Fund (10)

2250 School Library Services

	<u>Elementary</u>	<u>Secondary</u>	<u>Federal</u>	<u>Total</u>
100 Personnel Services – Salaries				
100 Personnel Services – Salaries	76,355.66	48,805.84		125,161.50
Total Personnel Services – Salaries	\$76,355.66	\$48,805.84		\$125,161.50
200 Personnel Services – Employee Benefits				
210 Group Insurance – Contracted Provider	70,704.21	48,416.77		119,120.98
220 Social Security Contributions	5,387.38	3,615.65		9,003.03
230 PSERS Retirement Contributions	25,720.42	16,347.49		42,067.91
250 Unemployment Compensation	44.42	28.51		72.93
260 Workers' Compensation	399.22	255.14		654.36
292 Health Savings Accounts	8,400.00	8,400.00		16,800.00
Total Personnel Services – Employee Benefits	\$110,655.65	\$77,063.56		\$187,719.21
600 Supplies				
610 General Supplies	4,749.68	2,345.13		7,094.81
640 Books and Periodicals	6,016.96	3,503.17		9,520.13
650 Supplies & Fees – Technology Related	5,749.89	4,906.10		10,655.99
Total Supplies	\$16,516.53	\$10,754.40		\$27,270.93
Total 2250 School Library Services	\$203,527.84	\$136,623.80		\$340,151.64

General Fund (10)

2260 Instruction and Curriculum Development Services

	<u>Elementary</u>	<u>Secondary</u>	<u>Federal</u>	<u>Total</u>
100 Personnel Services – Salaries				
100 Personnel Services – Salaries	84,163.08	232,137.59		316,300.67
Total Personnel Services – Salaries	\$84,163.08	\$232,137.59		\$316,300.67
200 Personnel Services – Employee Benefits				
210 Group Insurance – Contracted Provider	26,990.35	32,511.17		59,501.52
220 Social Security Contributions	6,189.28	17,786.82		23,976.10
230 PSERS Retirement Contributions	28,615.28	78,905.46		107,520.74
250 Unemployment Compensation	18.58	45.49		64.07
260 Workers' Compensation	462.97	1,305.76		1,768.73
Total Personnel Services – Employee Benefits	\$62,276.46	\$130,554.70		\$192,831.16
400 Purchased Property Services				
430 Repairs and Maintenance Services	0.15	29.83		29.98
440 Rentals	1,381.59	2,889.26		4,270.85
Total Purchased Property Services	\$1,381.74	\$2,919.09		\$4,300.83
500 Other Purchased Services				
530 Communications	19.39	3,858.12		3,877.51
580 Travel	1,465.07	5,727.67		7,192.74
Total Other Purchased Services	\$1,484.46	\$9,585.79		\$11,070.25
600 Supplies				
610 General Supplies	300.49	6,881.23		7,181.72
640 Books and Periodicals	0.46	92.54		93.00
650 Supplies & Fees – Technology Related	50.12	9,974.88		10,025.00
Total Supplies	\$351.07	\$16,948.65		\$17,299.72
800 Other Objects				
810 Dues and Fees	491.42	902.58		1,394.00
Total Other Objects	\$491.42	\$902.58		\$1,394.00
Total 2260 Instruction and Curriculum Development Services	\$150,148.23	\$393,048.40		\$543,196.63

General Fund (10)

	<u>Elementary</u>	<u>Secondary</u>	<u>Federal</u>	<u>Total</u>
2270 Instructional Staff Professional Development Services				
100 Personnel Services – Salaries				
100 Personnel Services – Salaries	41,890.71	29,891.12		71,781.83
Total Personnel Services – Salaries	\$41,890.71	\$29,891.12		\$71,781.83
200 Personnel Services – Employee Benefits				
220 Social Security Contributions	3,134.69	2,234.07		5,368.76
230 PSERS Retirement Contributions	14,242.86	10,163.04		24,405.90
240 Tuition Reimbursement	16,750.00	19,881.50		36,631.50
250 Unemployment Compensation	14.28	22.55		36.83
260 Workers' Compensation	230.34	164.39		394.73
Total Personnel Services – Employee Benefits	\$34,372.17	\$32,465.55		\$66,837.72
300 Purchased Professional and Technical Services				
360 Employee Training and Development Services	6,704.95	12,405.79	5,282.96	24,393.70
Total Purchased Professional and Technical Services	\$6,704.95	\$12,405.79	\$5,282.96	\$24,393.70
500 Other Purchased Services				
580 Travel	2,696.14	2,298.77		4,994.91
Total Other Purchased Services	\$2,696.14	\$2,298.77		\$4,994.91
600 Supplies				
610 General Supplies	928.64	842.87		1,771.51
630 Food	3,605.92	3,538.42	199.05	7,343.39
Total Supplies	\$4,534.56	\$4,381.29	\$199.05	\$9,114.90
Total 2270 Instructional Staff Professional Development Services	\$90,198.53	\$81,442.52	\$5,482.01	\$177,123.06

General Fund (10)

2300 Support Services – Administration

100 Personnel Services – Salaries

	<u>Elementary</u>	<u>Secondary</u>	<u>Federal</u>	<u>Total</u>
100 Personnel Services – Salaries	465,435.63	439,727.39	82,291.40	1,159,577.53
Total Personnel Services – Salaries	\$465,435.63	\$439,727.39	\$82,291.40	\$1,159,577.53

200 Personnel Services – Employee Benefits

210 Group Insurance – Contracted Provider	142,532.18	154,649.34	5,284.98	331,896.32
220 Social Security Contributions	37,819.44	32,359.55	3,067.83	86,079.45
230 PSERS Retirement Contributions	169,438.92	149,297.43	13,989.52	390,842.68
250 Unemployment Compensation	(33.23)	90.72	176.00	276.78
260 Workers' Compensation	2,436.69	2,316.05	452.70	6,114.34
292 Health Savings Accounts	7,000.00	5,600.00		12,600.00
Total Personnel Services – Employee Benefits	\$359,194.00	\$344,313.09	\$22,971.03	\$827,809.57

300 Purchased Professional and Technical Services

310 Official / Administrative Services				51,155.87
330 Other Professional Services				98,230.26
340 Technical Services				64,766.82
Total Purchased Professional and Technical Services				\$214,152.95

400 Purchased Property Services

430 Repairs and Maintenance Services	405.71	75.45		481.44
440 Rentals	13,281.00	4,100.88		20,842.70
Total Purchased Property Services	\$13,686.71	\$4,176.33		\$21,324.14

500 Other Purchased Services

520 Insurance – General				16,992.49
530 Communications	25,522.18	23,624.85		52,726.62
549 Other Advertising/Public Relations				19,515.20
550 Printing and Binding				66,679.22
580 Travel	4,282.23	5,810.70		16,508.36
Total Other Purchased Services	\$29,804.41	\$29,435.55		\$172,421.89

600 Supplies

610 General Supplies	7,675.41	5,169.15		19,656.14
630 Food				3,734.08
640 Books and Periodicals				119.99
Total Supplies	\$7,675.41	\$5,169.15		\$23,510.21

700 Property

762 Capitalized Equipment - Replacement				2,305.17
Total Property				\$2,305.17

800 Other Objects

810 Dues and Fees	694.00	903.00		16,511.92
820 Claims and Judgments Against the LEA				30,000.00
Total Other Objects	\$694.00	\$903.00		\$46,511.92

Total 2300 Support Services – Administration

	\$876,490.16	\$823,724.51	\$105,262.43	\$2,467,613.38
--	---------------------	---------------------	---------------------	-----------------------

General Fund (10)

2310 Board Services

	<u>Elementary</u>	<u>Secondary</u>	<u>Federal</u>	<u>Total</u>
200 Personnel Services – Employee Benefits				
210 Group Insurance – Contracted Provider				29.40
Total Personnel Services – Employee Benefits				\$29.40
300 Purchased Professional and Technical Services				
330 Other Professional Services				18,747.00
Total Purchased Professional and Technical Services				\$18,747.00
400 Purchased Property Services				
440 Rentals				1,730.41
Total Purchased Property Services				\$1,730.41
500 Other Purchased Services				
520 Insurance – General				16,025.00
530 Communications				1,005.43
549 Other Advertising/Public Relations				19,515.20
550 Printing and Binding				66,679.22
Total Other Purchased Services				\$103,224.85
600 Supplies				
610 General Supplies				2,264.10
Total Supplies				\$2,264.10
800 Other Objects				
810 Dues and Fees				12,488.92
820 Claims and Judgments Against the LEA				30,000.00
Total Other Objects				\$42,488.92
Total 2310 Board Services				\$168,484.68

General Fund (10)

2330 Tax Assessment and Collection Services

Elementary

Secondary

Federal

Total

300 Purchased Professional and Technical Services

310 Official / Administrative Services

39,138.00

340 Technical Services

64,766.82

Total Purchased Professional and Technical Services

\$103,904.82

500 Other Purchased Services

520 Insurance – General

967.49

530 Communications

2,574.16

Total Other Purchased Services

\$3,541.65

600 Supplies

610 General Supplies

361.05

Total Supplies

\$361.05

Total 2330 Tax Assessment and Collection Services

\$107,807.52

LEA : 117596003 Northern Tioga SD

Printed 11/27/2024 10:50:49 AM

General Fund (10)

2340 Staff Relations and Negotiations Services

Elementary

Secondary

Federal

Total

300 Purchased Professional and Technical Services

330 Other Professional Services

6,930.00

Total Purchased Professional and Technical Services

\$6,930.00

Total 2340 Staff Relations and Negotiations Services

\$6,930.00

General Fund (10)

2350 Legal and Accounting Services

Elementary

Secondary

Federal

Total

300 Purchased Professional and Technical Services

330 Other Professional Services

72,553.26

Total Purchased Professional and Technical Services

\$72,553.26

Total 2350 Legal and Accounting Services

\$72,553.26

LEA : 117596003 Northern Tioga SD

Printed 11/27/2024 10:50:49 AM

General Fund (10)

	<u>Elementary</u>	<u>Secondary</u>	<u>Federal</u>	<u>Total</u>
2360 Office of the Superintendent / Executive Director Services				
100 <u>Personnel Services – Salaries</u>				
100 Personnel Services – Salaries				172,123.11
Total Personnel Services – Salaries				\$172,123.11
200 <u>Personnel Services – Employee Benefits</u>				
210 Group Insurance – Contracted Provider				29,400.42
220 Social Security Contributions				12,832.63
230 PSERS Retirement Contributions				58,116.81
250 Unemployment Compensation				43.29
260 Workers' Compensation				908.90
Total Personnel Services – Employee Benefits				\$101,302.05
400 <u>Purchased Property Services</u>				
430 Repairs and Maintenance Services				0.28
440 Rentals				1,730.41
Total Purchased Property Services				\$1,730.69
500 <u>Other Purchased Services</u>				
530 Communications	15.24	3,034.55		3,049.79
580 Travel				6,415.43
Total Other Purchased Services	\$15.24	\$3,034.55		\$9,465.22
600 <u>Supplies</u>				
610 General Supplies				4,186.43
630 Food				3,734.08
640 Books and Periodicals				119.99
Total Supplies				\$8,040.50
700 <u>Property</u>				
762 Capitalized Equipment - Replacement				2,305.17
Total Property				\$2,305.17
800 <u>Other Objects</u>				
810 Dues and Fees				2,426.00
Total Other Objects				\$2,426.00
Total 2360 Office of the Superintendent / Executive Director Services	\$15.24	\$3,034.55		\$297,392.74

General Fund (10)

2380 Office of the Principal Services

100 Personnel Services – Salaries

	<u>Elementary</u>	<u>Secondary</u>	<u>Federal</u>	<u>Total</u>
100 Personnel Services – Salaries	465,435.63	439,727.39	82,291.40	987,454.42
Total Personnel Services – Salaries	\$465,435.63	\$439,727.39	\$82,291.40	\$987,454.42

200 Personnel Services – Employee Benefits

210 Group Insurance – Contracted Provider	142,532.18	154,649.34	5,284.98	302,466.50
220 Social Security Contributions	37,819.44	32,359.55	3,067.83	73,246.82
230 PSERS Retirement Contributions	169,438.92	149,297.43	13,989.52	332,725.87
250 Unemployment Compensation	(33.23)	90.72	176.00	233.49
260 Workers' Compensation	2,436.69	2,316.05	452.70	5,205.44
292 Health Savings Accounts	7,000.00	5,600.00		12,600.00
Total Personnel Services – Employee Benefits	\$359,194.00	\$344,313.09	\$22,971.03	\$726,478.12

400 Purchased Property Services

430 Repairs and Maintenance Services	405.71	75.45		481.16
440 Rentals	13,281.00	4,100.88		17,381.88
Total Purchased Property Services	\$13,686.71	\$4,176.33		\$17,863.04

500 Other Purchased Services

530 Communications	25,506.94	20,590.30		46,097.24
580 Travel	4,282.23	5,810.70		10,092.93
Total Other Purchased Services	\$29,789.17	\$26,401.00		\$56,190.17

600 Supplies

610 General Supplies	7,675.41	5,169.15		12,844.56
Total Supplies	\$7,675.41	\$5,169.15		\$12,844.56

800 Other Objects

810 Dues and Fees	694.00	903.00		1,597.00
Total Other Objects	\$694.00	\$903.00		\$1,597.00

Total 2380 Office of the Principal Services

	\$876,474.92	\$820,689.96	\$105,262.43	\$1,802,427.31
--	---------------------	---------------------	---------------------	-----------------------

LEA : 117596003 Northern Tioga SD

Printed 11/27/2024 10:50:49 AM

General Fund (10)

2390 Other Administration Services

Elementary

Secondary

Federal

Total

300 Purchased Professional and Technical Services

310 Official / Administrative Services

12,017.87

Total Purchased Professional and Technical Services

\$12,017.87

Total 2390 Other Administration Services

\$12,017.87

General Fund (10)

2400 Support Services – Pupil Health

Elementary Secondary Federal Total

100 Personnel Services – Salaries

100 Personnel Services – Salaries 234,777.73

Total Personnel Services – Salaries \$234,777.73

200 Personnel Services – Employee Benefits

210 Group Insurance – Contracted Provider 129,054.92

220 Social Security Contributions 17,156.64

230 PSERS Retirement Contributions 78,037.60

250 Unemployment Compensation 90.30

260 Workers' Compensation 1,228.78

291 Other Retirement Plans 260.00

292 Health Savings Accounts 5,600.00

Total Personnel Services – Employee Benefits \$231,428.24

300 Purchased Professional and Technical Services

330 Other Professional Services 30,000.00 30,979.66

Total Purchased Professional and Technical Services \$30,000.00 \$30,979.66

500 Other Purchased Services

580 Travel 447.80

Total Other Purchased Services \$447.80

600 Supplies

610 General Supplies 8,287.46

Total Supplies \$8,287.46

700 Property

762 Capitalized Equipment - Replacement 13,569.00

Total Property \$13,569.00

Total 2400 Support Services – Pupil Health \$30,000.00 \$519,489.89

General Fund (10)

2440 Nursing Services

	<u>Elementary</u>	<u>Secondary</u>	<u>Federal</u>	<u>Total</u>
100 Personnel Services – Salaries				
100 Personnel Services – Salaries				234,777.73
Total Personnel Services – Salaries				\$234,777.73
200 Personnel Services – Employee Benefits				
210 Group Insurance – Contracted Provider				129,054.92
220 Social Security Contributions				17,156.64
230 PSERS Retirement Contributions				78,037.60
250 Unemployment Compensation				90.30
260 Workers' Compensation				1,228.78
291 Other Retirement Plans				260.00
292 Health Savings Accounts				5,600.00
Total Personnel Services – Employee Benefits				\$231,428.24
300 Purchased Professional and Technical Services				
330 Other Professional Services			30,000.00	30,979.66
Total Purchased Professional and Technical Services			\$30,000.00	\$30,979.66
500 Other Purchased Services				
580 Travel				447.80
Total Other Purchased Services				\$447.80
600 Supplies				
610 General Supplies				8,287.46
Total Supplies				\$8,287.46
700 Property				
762 Capitalized Equipment - Replacement				13,569.00
Total Property				\$13,569.00
Total 2440 Nursing Services			\$30,000.00	\$519,489.89

General Fund (10)

2500 Support Services – Business

Elementary Secondary Federal Total

100	<u>Personnel Services – Salaries</u>				
	100 Personnel Services – Salaries				232,969.06
Total Personnel Services – Salaries					\$232,969.06
200	<u>Personnel Services – Employee Benefits</u>				
	210 Group Insurance – Contracted Provider				74,614.70
	220 Social Security Contributions				17,704.23
	230 PSERS Retirement Contributions				77,341.27
	250 Unemployment Compensation				66.04
	260 Workers' Compensation				1,238.13
	292 Health Savings Accounts				2,800.00
Total Personnel Services – Employee Benefits					\$173,764.37
300	<u>Purchased Professional and Technical Services</u>				
	330 Other Professional Services				6,300.00
	340 Technical Services				6,400.00
Total Purchased Professional and Technical Services					\$12,700.00
400	<u>Purchased Property Services</u>				
	440 Rentals				2,621.41
Total Purchased Property Services					\$2,621.41
500	<u>Other Purchased Services</u>				
	520 Insurance – General				350.00
	530 Communications				3,414.78
	580 Travel				2,754.53
Total Other Purchased Services					\$6,519.31
600	<u>Supplies</u>				
	610 General Supplies				5,523.53
Total Supplies					\$5,523.53
700	<u>Property</u>				
	768 Capitalized Technology Software - Replacement				4,918.95
Total Property					\$4,918.95
800	<u>Other Objects</u>				
	810 Dues and Fees				725.00
Total Other Objects					\$725.00
Total 2500 Support Services – Business					\$439,741.63

General Fund (10)

2510 Fiscal Services

Elementary Secondary Federal Total

100	<u>Personnel Services – Salaries</u>			
	100 Personnel Services – Salaries			139,515.51
Total Personnel Services – Salaries				\$139,515.51
200	<u>Personnel Services – Employee Benefits</u>			
	210 Group Insurance – Contracted Provider			50,608.64
	220 Social Security Contributions			10,617.42
	230 PSERS Retirement Contributions			47,236.07
	250 Unemployment Compensation			28.84
	260 Workers' Compensation			738.71
Total Personnel Services – Employee Benefits				\$109,229.68
300	<u>Purchased Professional and Technical Services</u>			
	330 Other Professional Services			6,300.00
Total Purchased Professional and Technical Services				\$6,300.00
500	<u>Other Purchased Services</u>			
	520 Insurance – General			350.00
	530 Communications			628.81
	580 Travel			2,754.53
Total Other Purchased Services				\$3,733.34
600	<u>Supplies</u>			
	610 General Supplies			1,826.99
Total Supplies				\$1,826.99
700	<u>Property</u>			
	768 Capitalized Technology Software - Replacement			1,967.58
Total Property				\$1,967.58
800	<u>Other Objects</u>			
	810 Dues and Fees			725.00
Total Other Objects				\$725.00
Total 2510 Fiscal Services				\$263,298.10

General Fund (10)

2511 Supervision of Fiscal Services - Head of Component

	<u>Elementary</u>	<u>Secondary</u>	<u>Federal</u>	<u>Total</u>
100 Personnel Services – Salaries				
100 Personnel Services – Salaries				98,139.42
Total Personnel Services – Salaries				\$98,139.42
200 Personnel Services – Employee Benefits				
210 Group Insurance – Contracted Provider				29,102.03
220 Social Security Contributions				7,452.15
230 PSERS Retirement Contributions				33,172.56
250 Unemployment Compensation				14.42
260 Workers' Compensation				519.04
Total Personnel Services – Employee Benefits				\$70,260.20
500 Other Purchased Services				
520 Insurance – General				350.00
530 Communications				628.81
580 Travel				2,754.53
Total Other Purchased Services				\$3,733.34
600 Supplies				
610 General Supplies				361.06
Total Supplies				\$361.06
700 Property				
768 Capitalized Technology Software - Replacement				983.79
Total Property				\$983.79
800 Other Objects				
810 Dues and Fees				725.00
Total Other Objects				\$725.00
Total 2511 Supervision of Fiscal Services - Head of Component				\$174,202.81

General Fund (10)

2514 Payroll Services

	<u>Elementary</u>	<u>Secondary</u>	<u>Federal</u>	<u>Total</u>
100 Personnel Services – Salaries				
100 Personnel Services – Salaries				41,376.09
Total Personnel Services – Salaries				\$41,376.09
200 Personnel Services – Employee Benefits				
210 Group Insurance – Contracted Provider				21,506.61
220 Social Security Contributions				3,165.27
230 PSERS Retirement Contributions				14,063.51
250 Unemployment Compensation				14.42
260 Workers' Compensation				219.67
Total Personnel Services – Employee Benefits				\$38,969.48
300 Purchased Professional and Technical Services				
330 Other Professional Services				6,300.00
Total Purchased Professional and Technical Services				\$6,300.00
600 Supplies				
610 General Supplies				1,465.93
Total Supplies				\$1,465.93
700 Property				
768 Capitalized Technology Software - Replacement				983.79
Total Property				\$983.79
Total 2514 Payroll Services				\$89,095.29

General Fund (10)

2590 Other Support Services – Business

Elementary Secondary Federal Total

100 Personnel Services – Salaries
 100 Personnel Services – Salaries 93,453.55

Total Personnel Services – Salaries \$93,453.55

200 Personnel Services – Employee Benefits

210 Group Insurance – Contracted Provider 24,006.06
 220 Social Security Contributions 7,086.81
 230 PSERS Retirement Contributions 30,105.20
 250 Unemployment Compensation 37.20
 260 Workers' Compensation 499.42
 292 Health Savings Accounts 2,800.00

Total Personnel Services – Employee Benefits \$64,534.69

300 Purchased Professional and Technical Services

340 Technical Services 6,400.00

Total Purchased Professional and Technical Services \$6,400.00

400 Purchased Property Services

440 Rentals 2,621.41

Total Purchased Property Services \$2,621.41

500 Other Purchased Services

530 Communications 2,785.97

Total Other Purchased Services \$2,785.97

600 Supplies

610 General Supplies 3,696.54

Total Supplies \$3,696.54

700 Property

768 Capitalized Technology Software - Replacement 2,951.37

Total Property \$2,951.37

Total 2590 Other Support Services – Business \$176,443.53

General Fund (10)

	<u>Elementary</u>	<u>Secondary</u>	<u>Federal</u>	<u>Total</u>
2600 Operation and Maintenance of Plant Services				
100 Personnel Services – Salaries				
100 Personnel Services – Salaries				953,091.87
Total Personnel Services – Salaries				\$953,091.87
200 Personnel Services – Employee Benefits				
210 Group Insurance – Contracted Provider				304,192.36
220 Social Security Contributions				71,062.22
230 PSERS Retirement Contributions				320,453.61
250 Unemployment Compensation				356.77
260 Workers' Compensation				5,057.42
292 Health Savings Accounts				35,000.00
Total Personnel Services – Employee Benefits				\$736,122.38
300 Purchased Professional and Technical Services				
330 Other Professional Services				224,084.27
340 Technical Services				3,676.78
350 Security / Safety Services				6,352.00
Total Purchased Professional and Technical Services				\$234,113.05
400 Purchased Property Services				
410 Cleaning Services				51,649.49
420 Utility Services				110,560.48
430 Repairs and Maintenance Services				278,593.76
Total Purchased Property Services				\$440,803.73
500 Other Purchased Services				
523 General Property and Liability Insurance				172,373.00
530 Communications				20.75
580 Travel				7,563.03
Total Other Purchased Services				\$179,956.78
600 Supplies				
610 General Supplies	98,218.95	150,909.66		249,128.61
620 Energy				554,179.95
Total Supplies	\$98,218.95	\$150,909.66		\$803,308.56
700 Property				
752 Capital Equipment – Original and Additional				7,200.00
762 Capitalized Equipment - Replacement				204,067.79
Total Property				\$211,267.79
800 Other Objects				
810 Dues and Fees				133.00
Total Other Objects				\$133.00
Total 2600 Operation and Maintenance of Plant Services	\$98,218.95	\$150,909.66		\$3,558,797.16

General Fund (10)

2620 Operation of Buildings Services

100 Personnel Services – Salaries

100 Personnel Services – Salaries				753,868.96
-----------------------------------	--	--	--	------------

Total Personnel Services – Salaries				\$753,868.96
--	--	--	--	---------------------

200 Personnel Services – Employee Benefits

210 Group Insurance – Contracted Provider				264,120.28
---	--	--	--	------------

220 Social Security Contributions				56,234.27
-----------------------------------	--	--	--	-----------

230 PSERS Retirement Contributions				253,225.35
------------------------------------	--	--	--	------------

250 Unemployment Compensation				313.49
-------------------------------	--	--	--	--------

260 Workers' Compensation				3,972.42
---------------------------	--	--	--	----------

292 Health Savings Accounts				30,800.00
-----------------------------	--	--	--	-----------

Total Personnel Services – Employee Benefits				\$608,665.81
---	--	--	--	---------------------

400 Purchased Property Services

410 Cleaning Services				39,962.36
-----------------------	--	--	--	-----------

430 Repairs and Maintenance Services				3,663.63
--------------------------------------	--	--	--	----------

Total Purchased Property Services				\$43,625.99
--	--	--	--	--------------------

500 Other Purchased Services

523 General Property and Liability Insurance				172,373.00
--	--	--	--	------------

580 Travel				801.76
------------	--	--	--	--------

Total Other Purchased Services				\$173,174.76
---------------------------------------	--	--	--	---------------------

600 Supplies

610 General Supplies	42,118.34	49,642.73		91,761.07
----------------------	-----------	-----------	--	-----------

Total Supplies	\$42,118.34	\$49,642.73		\$91,761.07
-----------------------	--------------------	--------------------	--	--------------------

700 Property

752 Capital Equipment – Original and Additional				7,200.00
---	--	--	--	----------

762 Capitalized Equipment - Replacement				44,156.00
---	--	--	--	-----------

Total Property				\$51,356.00
-----------------------	--	--	--	--------------------

Total 2620 Operation of Buildings Services	\$42,118.34	\$49,642.73		\$1,722,452.59
---	--------------------	--------------------	--	-----------------------

General Fund (10)

2660 Safety and Security Services

Elementary

Secondary

Federal

Total

300 Purchased Professional and Technical Services

350 Security / Safety Services

6,352.00

Total Purchased Professional and Technical Services

\$6,352.00

600 Supplies

610 General Supplies

32.82

32.82

Total Supplies

\$32.82

\$32.82

Total 2660 Safety and Security Services

\$32.82

\$6,384.82

General Fund (10)

2690 Other Operation and Maintenance of Plant Services

Elementary Secondary Federal Total

100	<u>Personnel Services – Salaries</u>			
	100 Personnel Services – Salaries			199,222.91
Total Personnel Services – Salaries				\$199,222.91
200	<u>Personnel Services – Employee Benefits</u>			
	210 Group Insurance – Contracted Provider			40,072.08
	220 Social Security Contributions			14,827.95
	230 PSERS Retirement Contributions			67,228.26
	250 Unemployment Compensation			43.28
	260 Workers' Compensation			1,085.00
	292 Health Savings Accounts			4,200.00
Total Personnel Services – Employee Benefits				\$127,456.57
300	<u>Purchased Professional and Technical Services</u>			
	330 Other Professional Services			224,084.27
	340 Technical Services			3,676.78
Total Purchased Professional and Technical Services				\$227,761.05
400	<u>Purchased Property Services</u>			
	410 Cleaning Services			11,687.13
	420 Utility Services			110,560.48
	430 Repairs and Maintenance Services			274,930.13
Total Purchased Property Services				\$397,177.74
500	<u>Other Purchased Services</u>			
	530 Communications			20.75
	580 Travel			6,761.27
Total Other Purchased Services				\$6,782.02
600	<u>Supplies</u>			
	610 General Supplies	56,067.79	101,266.93	157,334.72
	620 Energy			554,179.95
Total Supplies		\$56,067.79	\$101,266.93	\$711,514.67
700	<u>Property</u>			
	762 Capitalized Equipment - Replacement			159,911.79
Total Property				\$159,911.79
800	<u>Other Objects</u>			
	810 Dues and Fees			133.00
Total Other Objects				\$133.00
Total 2690 Other Operation and Maintenance of Plant Services		\$56,067.79	\$101,266.93	\$1,829,959.75

General Fund (10)

2700 Student Transportation Services

Elementary Secondary Federal Total

300 Purchased Professional and Technical Services

340 Technical Services 5,318.10

Total Purchased Professional and Technical Services \$5,318.10

500 Other Purchased Services

513 Contracted Carriers 2,382,307.63

516 Student Transportation Services From the IU 31,444.96

Total Other Purchased Services \$52,217.10 \$2,413,752.59

600 Supplies

610 General Supplies 3,028.61

650 Supplies & Fees – Technology Related 4,744.50

Total Supplies \$7,773.11

700 Property

752 Capital Equipment – Original and Additional 21,461.00

Total Property \$21,461.00

Total 2700 Student Transportation Services \$52,217.10 \$2,448,304.80

LEA : 117596003 Northern Tioga SD

Printed 11/27/2024 10:50:49 AM

General Fund (10)

2750 Nonpublic Transportation

Elementary

Secondary

Federal

Total

500 Other Purchased Services

513 Contracted Carriers

121,634.58

Total Other Purchased Services

\$121,634.58

Total 2750 Nonpublic Transportation

\$121,634.58

General Fund (10)

2790 Other Student Transportation Services

Elementary

Secondary

Federal

Total

300 Purchased Professional and Technical Services

340 Technical Services

5,318.10

Total Purchased Professional and Technical Services

\$5,318.10

500 Other Purchased Services

513 Contracted Carriers

52,217.10

2,260,673.05

516 Student Transportation Services From the IU

31,444.96

Total Other Purchased Services

\$52,217.10

\$2,292,118.01

600 Supplies

610 General Supplies

3,028.61

650 Supplies & Fees – Technology Related

4,744.50

Total Supplies

\$7,773.11

700 Property

752 Capital Equipment – Original and Additional

21,461.00

Total Property

\$21,461.00

Total 2790 Other Student Transportation Services

\$52,217.10

\$2,326,670.22

General Fund (10)

2800 Support Services – Central

<u>Elementary</u>	<u>Secondary</u>	<u>Federal</u>	<u>Total</u>
-------------------	------------------	----------------	--------------

200 Personnel Services – Employee Benefits

240 Tuition Reimbursement			4,844.00
---------------------------	--	--	----------

Total Personnel Services – Employee Benefits			\$4,844.00
---	--	--	-------------------

300 Purchased Professional and Technical Services

360 Employee Training and Development Services			8,057.32
--	--	--	----------

Total Purchased Professional and Technical Services			\$8,057.32
--	--	--	-------------------

500 Other Purchased Services

580 Travel			6,462.67
------------	--	--	----------

Total Other Purchased Services			\$6,462.67
---------------------------------------	--	--	-------------------

600 Supplies

610 General Supplies			115.52
----------------------	--	--	--------

650 Supplies & Fees – Technology Related			66,101.52
--	--	--	-----------

Total Supplies			\$66,217.04
-----------------------	--	--	--------------------

Total 2800 Support Services – Central			\$85,581.03
--	--	--	--------------------

General Fund (10)

2830 Staff Services

Elementary

Secondary

Federal

Total

200 Personnel Services – Employee Benefits

240 Tuition Reimbursement

4,844.00

Total Personnel Services – Employee Benefits

\$4,844.00

300 Purchased Professional and Technical Services

360 Employee Training and Development Services

8,057.32

Total Purchased Professional and Technical Services

\$8,057.32

500 Other Purchased Services

580 Travel

6,462.67

Total Other Purchased Services

\$6,462.67

600 Supplies

610 General Supplies

115.52

Total Supplies

\$115.52

Total 2830 Staff Services

\$19,479.51

General Fund (10)

	<u>Elementary</u>	<u>Secondary</u>	<u>Federal</u>	<u>Total</u>
2834 Staff Development Services – Non-Instructional, Certified Staff Only				
200 Personnel Services – Employee Benefits				
240 Tuition Reimbursement				4,844.00
Total Personnel Services – Employee Benefits				\$4,844.00
300 Purchased Professional and Technical Services				
360 Employee Training and Development Services				6,556.16
Total Purchased Professional and Technical Services				\$6,556.16
500 Other Purchased Services				
580 Travel				3,712.29
Total Other Purchased Services				\$3,712.29
600 Supplies				
610 General Supplies				51.65
Total Supplies				\$51.65
Total 2834 Staff Development Services – Non-Instructional, Certified Staff Only				\$15,164.10

General Fund (10)

2836 Staff Development Services – Non-Instructional, Non-Certified Staff Only

Elementary

Secondary

Federal

Total

300 Purchased Professional and Technical Services

360 Employee Training and Development Services

1,501.16

Total Purchased Professional and Technical Services

\$1,501.16

500 Other Purchased Services

580 Travel

2,750.38

Total Other Purchased Services

\$2,750.38

600 Supplies

610 General Supplies

63.87

Total Supplies

\$63.87

Total 2836 Staff Development Services – Non-Instructional, Non-Certified Staff Only

\$4,315.41

General Fund (10)

2840 Data Processing Services

Elementary

Secondary

Federal

Total

600 Supplies

650 Supplies & Fees – Technology Related

66,101.52

Total Supplies

\$66,101.52

Total 2840 Data Processing Services

\$66,101.52

LEA : 117596003 Northern Tioga SD

Printed 11/27/2024 10:50:49 AM

General Fund (10)

2900 Other Support Services

Elementary

Secondary

Federal

Total

600 Supplies

610 General Supplies

500.00

500.00

Total Supplies

\$500.00

\$500.00

Total 2900 Other Support Services

\$500.00

\$500.00

LEA : 117596003 Northern Tioga SD

Printed 11/27/2024 10:50:49 AM

General Fund (10)

2910 Support Services Not Listed Elsewhere In the 2000 Series

Elementary

Secondary

Federal

Total

600 Supplies

610 General Supplies

500.00

500.00

Total Supplies

\$500.00

\$500.00

Total 2910 Support Services Not Listed Elsewhere In the 2000 Series

\$500.00

\$500.00

General Fund (10)

3000 Operation of Non-Instructional Services

Total

100 Personnel Services – Salaries

100 Personnel Services – Salaries 322,029.29

Total Personnel Services – Salaries \$322,029.29

200 Personnel Services – Employee Benefits

220 Social Security Contributions 24,182.34

230 PSERS Retirement Contributions 98,226.75

250 Unemployment Compensation 857.69

260 Workers' Compensation 1,771.47

Total Personnel Services – Employee Benefits \$125,038.25

300 Purchased Professional and Technical Services

330 Other Professional Services 32,400.00

390 Other Purchased Professional and Technical Services 49,194.50

Total Purchased Professional and Technical Services \$81,594.50

400 Purchased Property Services

430 Repairs and Maintenance Services 964.50

Total Purchased Property Services \$964.50

500 Other Purchased Services

510 Student Transportation Services 169,708.57

530 Communications 200.00

580 Travel 6,453.39

Total Other Purchased Services \$176,361.96

600 Supplies

610 General Supplies 105,964.63

Total Supplies \$105,964.63

700 Property

752 Capital Equipment – Original and Additional 8,589.79

Total Property \$8,589.79

800 Other Objects

810 Dues and Fees 9,472.50

Total Other Objects \$9,472.50

Total 3000 Operation of Non-Instructional Services \$830,015.42

General Fund (10)

3200 Student Activities

Elementary Secondary Federal Total

100	<u>Personnel Services – Salaries</u>			
	100 Personnel Services – Salaries			319,451.19
Total Personnel Services – Salaries				\$319,451.19
200	<u>Personnel Services – Employee Benefits</u>			
	220 Social Security Contributions			23,991.09
	230 PSERS Retirement Contributions			97,350.17
	250 Unemployment Compensation			849.22
	260 Workers' Compensation			1,757.35
Total Personnel Services – Employee Benefits				\$123,947.83
300	<u>Purchased Professional and Technical Services</u>			
	330 Other Professional Services			32,400.00
	390 Other Purchased Professional and Technical Services			49,194.50
Total Purchased Professional and Technical Services				\$81,594.50
400	<u>Purchased Property Services</u>			
	430 Repairs and Maintenance Services			964.50
Total Purchased Property Services				\$964.50
500	<u>Other Purchased Services</u>			
	510 Student Transportation Services			169,708.57
	580 Travel			6,453.39
Total Other Purchased Services				\$176,161.96
600	<u>Supplies</u>			
	610 General Supplies			91,090.23
Total Supplies				\$91,090.23
700	<u>Property</u>			
	752 Capital Equipment – Original and Additional			8,589.79
Total Property				\$8,589.79
800	<u>Other Objects</u>			
	810 Dues and Fees			9,472.50
Total Other Objects				\$9,472.50
Total 3200 Student Activities				\$811,272.50

General Fund (10)

3300 Community Services

	<u>Elementary</u>	<u>Secondary</u>	<u>Federal</u>	<u>Total</u>
--	-------------------	------------------	----------------	--------------

100 Personnel Services – Salaries

100 Personnel Services – Salaries				2,578.10
-----------------------------------	--	--	--	----------

Total Personnel Services – Salaries				\$2,578.10
--	--	--	--	-------------------

200 Personnel Services – Employee Benefits

220 Social Security Contributions				191.25
-----------------------------------	--	--	--	--------

230 PSERS Retirement Contributions				876.58
------------------------------------	--	--	--	--------

250 Unemployment Compensation				8.47
-------------------------------	--	--	--	------

260 Workers' Compensation				14.12
---------------------------	--	--	--	-------

Total Personnel Services – Employee Benefits				\$1,090.42
---	--	--	--	-------------------

500 Other Purchased Services

530 Communications				200.00
--------------------	--	--	--	--------

Total Other Purchased Services				\$200.00
---------------------------------------	--	--	--	-----------------

600 Supplies

610 General Supplies			9,209.00	14,874.40
----------------------	--	--	----------	-----------

Total Supplies			\$9,209.00	\$14,874.40
-----------------------	--	--	-------------------	--------------------

Total 3300 Community Services			\$9,209.00	\$18,742.92
--------------------------------------	--	--	-------------------	--------------------

General Fund (10)

4000 Facilities Acquisition, Construction and Improvement Services

Total

300 Purchased Professional and Technical Services

330 Other Professional Services

1,969,376.00

Total Purchased Professional and Technical Services

\$1,969,376.00

400 Purchased Property Services

430 Repairs and Maintenance Services

658,829.50

Total Purchased Property Services

\$658,829.50

Total 4000 Facilities Acquisition, Construction and Improvement Services

\$2,628,205.50

General Fund (10)

4200 Existing Site Improvement Services

Elementary

Secondary

Federal

Total

300 Purchased Professional and Technical Services

330 Other Professional Services

11,575.00

Total Purchased Professional and Technical Services

\$11,575.00

Total 4200 Existing Site Improvement Services

\$11,575.00

General Fund (10)

	<u>Elementary</u>	<u>Secondary</u>	<u>Federal</u>	<u>Total</u>
4600 Existing Building Improvement Services				
300 <u>Purchased Professional and Technical Services</u>				
330 Other Professional Services			1,666,699.40	1,957,801.00
Total Purchased Professional and Technical Services			\$1,666,699.40	\$1,957,801.00
400 <u>Purchased Property Services</u>				
430 Repairs and Maintenance Services				658,829.50
Total Purchased Property Services				\$658,829.50
Total 4600 Existing Building Improvement Services			\$1,666,699.40	\$2,616,630.50

General Fund (10)

5000 Other Expenditures and Financing Uses

Total

800 Other Objects

830 Interest 758,370.00

880 Refunds of Prior Years' Receipts 7,315.00

Total Other Objects \$765,685.00

900 Other Uses of Funds

910 Redemption of Principal 1,020,000.00

932 Capital Reserve Fund Transfers Applicable To Fund 32 500,000.00

Total Other Uses of Funds \$1,520,000.00

Total 5000 Other Expenditures and Financing Uses

\$2,285,685.00

General Fund (10)

5100 Debt Service / Other Expenditures and Financing Uses

Elementary

Secondary

Federal

Total

800 Other Objects

830 Interest 758,370.00

880 Refunds of Prior Years' Receipts 7,315.00

Total Other Objects \$765,685.00

900 Other Uses of Funds

910 Redemption of Principal 1,020,000.00

Total Other Uses of Funds \$1,020,000.00

Total 5100 Debt Service / Other Expenditures and Financing Uses \$1,785,685.00

General Fund (10)

	<u>Elementary</u>	<u>Secondary</u>	<u>Federal</u>	<u>Total</u>
5110 Debt Service				
800 Other Objects				
830 Interest				758,370.00
Total Other Objects				\$758,370.00
900 Other Uses of Funds				
910 Redemption of Principal				1,020,000.00
Total Other Uses of Funds				\$1,020,000.00
Total 5110 Debt Service				\$1,778,370.00

LEA : 117596003 Northern Tioga SD

Printed 11/27/2024 10:51:28 AM

General Fund (10)

5130 Refund of Prior Year Revenues / Receipts

Elementary

Secondary

Federal

Total

800 Other Objects

880 Refunds of Prior Years' Receipts

7,315.00

Total Other Objects

\$7,315.00

Total 5130 Refund of Prior Year Revenues / Receipts

\$7,315.00

LEA : 117596003 Northern Tioga SD

Printed 11/27/2024 10:51:28 AM

General Fund (10)

5200 Interfund Transfers – Out

Elementary

Secondary

Federal

Total

900 Other Uses of Funds

932 Capital Reserve Fund Transfers Applicable To Fund 32

500,000.00

Total Other Uses of Funds

\$500,000.00

Total 5200 Interfund Transfers – Out

\$500,000.00

LEA : 117596003 Northern Tioga SD

Printed 11/27/2024 10:51:28 AM

General Fund (10)

5230 Capital Projects Fund Transfers

Elementary

Secondary

Federal

Total

900 Other Uses of Funds

932 Capital Reserve Fund Transfers Applicable To Fund 32

500,000.00

Total Other Uses of Funds

\$500,000.00

Total 5230 Capital Projects Fund Transfers

\$500,000.00

Student Sponsored Activity Fund (21)

3000 Operation of Non-Instructional Services

Total

100 Personnel Services – Salaries

100 Personnel Services – Salaries

2,400.00

Total Personnel Services – Salaries

\$2,400.00

200 Personnel Services – Employee Benefits

220 Social Security Contributions

175.74

230 PSERS Retirement Contributions

816.00

260 Workers' Compensation

13.20

Total Personnel Services – Employee Benefits

\$1,004.94

500 Other Purchased Services

510 Student Transportation Services

282,921.80

Total Other Purchased Services

\$282,921.80

600 Supplies

610 General Supplies

243,308.06

Total Supplies

\$243,308.06

Total 3000 Operation of Non-Instructional Services

\$529,634.80

Student Sponsored Activity Fund (21)

3200 Student Activities

100 Personnel Services – Salaries

100 Personnel Services – Salaries

	<u>Elementary</u>	<u>Secondary</u>	<u>Federal</u>	<u>Total</u>
--	-------------------	------------------	----------------	--------------

2,400.00

Total Personnel Services – Salaries

\$2,400.00

200 Personnel Services – Employee Benefits

220 Social Security Contributions

175.74

230 PSERS Retirement Contributions

816.00

260 Workers' Compensation

13.20

Total Personnel Services – Employee Benefits

\$1,004.94

500 Other Purchased Services

510 Student Transportation Services

282,921.80

Total Other Purchased Services

\$282,921.80

600 Supplies

610 General Supplies

243,308.06

Total Supplies

\$243,308.06

Total 3200 Student Activities

\$529,634.80

LEA : 117596003 Northern Tioga SD

Printed 11/27/2024 10:51:15 AM

Public Purpose (Expendable) Trust Fund (27)

3000 Operation of Non-Instructional Services

Total

800 Other Objects

890 Miscellaneous Expenditures

14,942.00

Total Other Objects

\$14,942.00

Total 3000 Operation of Non-Instructional Services

\$14,942.00

LEA : 117596003 Northern Tioga SD

Printed 11/27/2024 10:51:15 AM

Public Purpose (Expendable) Trust Fund (27)

3200 Student Activities

Elementary

Secondary

Federal

Total

800 Other Objects

890 Miscellaneous Expenditures

14,942.00

Total Other Objects

\$14,942.00

Total 3200 Student Activities

\$14,942.00

LEA : 117596003 Northern Tioga SD

Printed 11/27/2024 10:51:01 AM

Capital Reserve Fund - § 1431 (32)

2000 Support Services

300 Purchased Professional and Technical Services

310 Official / Administrative Services

Total

2,943.43

Total Purchased Professional and Technical Services

\$2,943.43

Total 2000 Support Services

\$2,943.43

LEA : 117596003 Northern Tioga SD

Printed 11/27/2024 10:51:01 AM

Capital Reserve Fund - § 1431 (32)

2300 Support Services – Administration

Elementary

Secondary

Federal

Total

300 Purchased Professional and Technical Services

310 Official / Administrative Services

2,943.43

Total Purchased Professional and Technical Services

\$2,943.43

Total 2300 Support Services – Administration

\$2,943.43

LEA : 117596003 Northern Tioga SD

Printed 11/27/2024 10:51:01 AM

Capital Reserve Fund - § 1431 (32)

2390 Other Administration Services

Elementary

Secondary

Federal

Total

300 Purchased Professional and Technical Services

310 Official / Administrative Services

2,943.43

Total Purchased Professional and Technical Services

\$2,943.43

Total 2390 Other Administration Services

\$2,943.43

LEA : 117596003 Northern Tioga SD

Printed 11/27/2024 10:51:23 AM

Capital Reserve Fund - § 1431 (32)

4000 Facilities Acquisition, Construction and Improvement Services

Total

300 Purchased Professional and Technical Services

330 Other Professional Services

650,219.23

Total Purchased Professional and Technical Services

\$650,219.23

Total 4000 Facilities Acquisition, Construction and Improvement Services

\$650,219.23

LEA : 117596003 Northern Tioga SD

Printed 11/27/2024 10:51:23 AM

Capital Reserve Fund - § 1431 (32)

4600 Existing Building Improvement Services

Elementary

Secondary

Federal

Total

300 Purchased Professional and Technical Services

330 Other Professional Services

650,219.23

Total Purchased Professional and Technical Services

\$650,219.23

Total 4600 Existing Building Improvement Services

\$650,219.23

LEA : 117596003 Northern Tioga SD

Printed 11/27/2024 10:51:25 AM

Other Capital Projects Fund (39)

4000 Facilities Acquisition, Construction and Improvement Services

Total

600 Supplies

610 General Supplies

10,490.00

Total Supplies

\$10,490.00

Total 4000 Facilities Acquisition, Construction and Improvement Services

\$10,490.00

LEA : 117596003 Northern Tioga SD

Printed 11/27/2024 10:51:25 AM

Other Capital Projects Fund (39)

4600 Existing Building Improvement Services

Elementary

Secondary

Federal

Total

600 Supplies

610 General Supplies

10,490.00

Total Supplies				\$10,490.00
Total 4600 Existing Building Improvement Services				\$10,490.00

	<u>General Fund(10)</u>	<u>Student Sponsored Activity Fund(21)</u>	<u>Public Purpose Trust(27)</u>	<u>Other Compt Approved (28)</u>	<u>Athletic / Activity(29)</u>
1000 Instruction					
1100 Regular Programs - Elementary / Secondary	17,637,668.69				
1200 Special Programs - Elementary / Secondary	6,366,674.91				
1300 Vocational Education	252,429.72				
1400 Other Instructional Programs - Elementary / Secondary	188,436.31				
Total Instruction	\$24,445,209.63				
2000 Support Services					
2100 Support Services - Students	1,361,555.77				
2200 Support Services - Instructional Staff	1,842,261.70				
2300 Support Services - Administration	2,467,613.38				
2400 Support Services - Pupil Health	519,489.89				
2500 Support Services - Business	439,741.63				
2600 Operation and Maintenance of Plant Services	3,558,797.16				
2700 Student Transportation Services	2,448,304.80				
2800 Support Services - Central	85,581.03				
2900 Other Support Services	500.00				
Total Support Services	\$12,723,845.36				
3000 Operation of Non-Instructional Services					
3200 Student Activities	811,272.50	529,634.80	14,942.00		
3300 Community Services	18,742.92				
Total Operation of Non-Instructional Services	\$830,015.42	\$529,634.80	\$14,942.00		
4000 Facilities Acquisition, Construction and Improvement Services					
4200 Existing Site Improvement Services	11,575.00				
4600 Existing Building Improvement Services	2,616,630.50				
Total Facilities Acquisition, Construction and Improvement Services	\$2,628,205.50				
5000 Other Expenditures and Financing Uses					
5100 Debt Service / Other Expenditures and Financing Uses	1,785,685.00				
5200 Interfund Transfers - Out	500,000.00				
Total Other Expenditures and Financing Uses	\$2,285,685.00				
TOTAL ACTUAL EXPENDITURES & OTHER FINANCING USES	\$42,912,960.91	\$529,634.80	\$14,942.00		

	<u>Capital Reserve (690.1850)(31)</u>	<u>Capital Reserve (1431)(32)</u>	<u>Other Capital Projects Fund(39)</u>	<u>Debt Service(40)</u>	<u>Permanent(90)</u>
1000 Instruction					
1100 Regular Programs - Elementary / Secondary					
1200 Special Programs - Elementary / Secondary					
1300 Vocational Education					
1400 Other Instructional Programs - Elementary / Secondary					
Total Instruction					
2000 Support Services					
2100 Support Services - Students					
2200 Support Services - Instructional Staff					
2300 Support Services - Administration			2,943.43		
2400 Support Services - Pupil Health					
2500 Support Services - Business					
2600 Operation and Maintenance of Plant Services					
2700 Student Transportation Services					
2800 Support Services - Central					
2900 Other Support Services					
Total Support Services					
			\$2,943.43		
3000 Operation of Non-Instructional Services					
3200 Student Activities					
3300 Community Services					
Total Operation of Non-Instructional Services					
4000 Facilities Acquisition, Construction and Improvement Services					
4200 Existing Site Improvement Services					
4600 Existing Building Improvement Services			650,219.23	10,490.00	
Total Facilities Acquisition, Construction and Improvement Services					
			\$650,219.23	\$10,490.00	
5000 Other Expenditures and Financing Uses					
5100 Debt Service / Other Expenditures and Financing Uses					
5200 Interfund Transfers - Out					
Total Other Expenditures and Financing Uses					
TOTAL ACTUAL EXPENDITURES & OTHER FINANCING USES					
			\$653,162.66	\$10,490.00	

Total

1000 <u>Instruction</u>	
1100 Regular Programs - Elementary / Secondary	17,637,668.69
1200 Special Programs - Elementary / Secondary	6,366,674.91
1300 Vocational Education	252,429.72
1400 Other Instructional Programs - Elementary / Secondary	188,436.31
Total Instruction	\$24,445,209.63
2000 <u>Support Services</u>	
2100 Support Services - Students	1,361,555.77
2200 Support Services - Instructional Staff	1,842,261.70
2300 Support Services - Administration	2,470,556.81
2400 Support Services - Pupil Health	519,489.89
2500 Support Services - Business	439,741.63
2600 Operation and Maintenance of Plant Services	3,558,797.16
2700 Student Transportation Services	2,448,304.80
2800 Support Services - Central	85,581.03
2900 Other Support Services	500.00
Total Support Services	\$12,726,788.79
3000 <u>Operation of Non-Instructional Services</u>	
3200 Student Activities	1,355,849.30
3300 Community Services	18,742.92
Total Operation of Non-Instructional Services	\$1,374,592.22
4000 <u>Facilities Acquisition, Construction and Improvement Services</u>	
4200 Existing Site Improvement Services	11,575.00
4600 Existing Building Improvement Services	3,277,339.73
Total Facilities Acquisition, Construction and Improvement Services	\$3,288,914.73
5000 <u>Other Expenditures and Financing Uses</u>	
5100 Debt Service / Other Expenditures and Financing Uses	1,785,685.00
5200 Interfund Transfers - Out	500,000.00
Total Other Expenditures and Financing Uses	\$2,285,685.00
TOTAL ACTUAL EXPENDITURES & OTHER FINANCING USES	\$44,121,190.37

LEA : 117596003 Northern Tioga SD

Printed 11/27/2024 10:51:42 AM

PSERS Salary Data (Salary Data should relate to the General Fund only)

Amount Description	Amount
Total Salary Base for salaries subject to PSERS withholding	16,295,600.91
Total Federally Funded salaries subject to PSERS withholding	897,812.54
	<hr/>

Title I Expenditure Data

Amount Description	Amount
Expenditures Funded with Current Title I Funds	808,280.00
Expenditures Funded with Carry over Title I Funds	281,312.83
Total Title I Expenditure Data	<u>\$1,089,592.83</u>

Title IV Revenue Data

Amount Description	Amount
Revenue from Title IV-A-1: Student Support and Academic Enrichment Grants	44,612.39
	<hr/>

1.	<u>Current Special Education Expenditures within Function 1000</u> See list of exclusions in the note below.	5,206,034.55
2.	<u>Current Special Education Expenditures within Function 2000</u> See list of exclusions in the note below.	1,366,332.83
2A.	<u>Current Special Education Expenditures within Sub-Function 2100</u> This data should also be included in line 2 above. See list of exclusions in the note below.	684,149.39
2B.	<u>Current Special Education Expenditures within Sub-Function 2200</u> This data should also be included in line 2 above. See list of exclusions in the note below.	249,866.95
2C.	<u>Current Special Education Expenditures within Sub-Function 2700</u> This data should also be included in line 2 above. See list of exclusions in the note below.	432,316.49
3.	<u>Current Special Education Expenditures within Sub-Function 3100</u> See list of exclusions in the note below.	
4.	<u>Current Special Education Expenditures within Sub-Function 3200</u> See list of exclusions in the note below.	

Note: The Current Special Education Expenditure amounts for each line should be calculated as follows:

- * Include the total expenditures for special education costs from all governmental funds and the food service fund 51 for the function/sub-function requested
- * Exclude data from sub-functions: 1243,1450,1500,1600,1807,2280,2450,2750,2990
- * Exclude data from objects: 322,511,512,516,561,562,564,566,592,593,594,595,596,597,700,830,899

Benefits for Staff Relative to Collective Bargaining Agreements

	OBJECT	COVERED	NOT COVERED	TOTAL
10 General Fund	No Self Insurance data to report			
	211 Medical Insurance	4,665,639.08	369,247.52	5,034,886.60
	212 Dental Insurance	198,369.48	40,334.64	238,704.12
	215 Eye Care Insurance			
	216 Prescription Insurance			
	271 Self-Insurance Medical Benefits			
	272 Self-Insurance Dental Benefits			
	275 Self-Insurance Eye Care Benefits			
	276 Self-Insurance Prescription Benefits			
	FUND TOTAL	\$4,864,008.56	\$409,582.16	\$5,273,590.72
50 Enterprise Fund	No Self Insurance data to report			
	211 Medical Insurance	142,164.22	106,027.50	248,191.72
	212 Dental Insurance	5,250.39	3,915.81	9,166.20
	215 Eye Care Insurance			
	216 Prescription Insurance			
	271 Self-Insurance Medical Benefits			
	272 Self-Insurance Dental Benefits			
	275 Self-Insurance Eye Care Benefits			
	276 Self-Insurance Prescription Benefits			
	FUND TOTAL	\$147,414.61	\$109,943.31	\$257,357.92
60 Internal Service Fund	No Self Insurance data to report			
	211 Medical Insurance			
	212 Dental Insurance			
	215 Eye Care Insurance			
	216 Prescription Insurance			
	271 Self-Insurance Medical Benefits			
	272 Self-Insurance Dental Benefits			
	275 Self-Insurance Eye Care Benefits			
	276 Self-Insurance Prescription Benefits			
	FUND TOTAL			
Total of All Funds		\$5,011,423.17	\$519,525.47	\$5,530,948.64

LEA : 117596003 Northern Tioga SD

Printed 11/27/2024 10:51:52 AM

Function	Special Education (Prior Year)	Nonspecial Education (Prior Year)	Total (Prior Year)	Special Education (Current Year)	Nonspecial Education (Current Year)	Total (Current Year)
2120 Guidance Services	121,743.96	524,014.35	645,758.31	129,751.15	547,655.23	677,406.38
2140 Psychological Services	300,120.49	24,334.09	324,454.58	304,697.99	24,705.25	329,403.24
2150 Speech Pathology and Audiology Services						
2160 Social Work Services	312,238.15	25,316.61	337,554.76	328,140.19	26,605.96	354,746.15
2260 Instruction and Curriculum Development Services	308,464.42	235,793.68	544,258.10	305,592.51	235,207.12	540,799.63
2350 Legal and Accounting Services	36,826.82	86,954.44	123,781.26	35,615.84	36,937.42	72,553.26
2420 Medical Services						
2440 Nursing Services	82,039.83	353,118.53	435,158.36	99,503.65	419,986.24	519,489.89
2700 Student Transportation Services	397,818.79	1,919,696.23	2,317,515.02	432,316.49	2,015,988.31	2,448,304.80
Total	\$1,559,252.46	\$3,169,227.93	\$4,728,480.39	\$1,635,617.82	\$3,307,085.53	\$4,942,703.35

LEA : 117596003 Northern Tioga SD

Printed 11/27/2024 10:51:55 AM

(PRINCIPAL AMOUNTS ONLY)

GOVERNMENTAL FUNDS/ ACTIVITIES

	Short-Term Borrowing	General Obligation Bonds/Notes	Authority Building Obligations	Leases, Other Right to Use Arrangements	Extended Term Financing Agreements	Other Long Term Debt/Liabilities	OPEB, Comp Abs, Net Pension Liab	Total
1. Debt at Beginning of Fiscal Year		18,740,000.00					52,432,719.00	71,172,719.00
2. Additional Debt Incurred During Year							500,397.00	500,397.00
3. Retirements and Repayments		1,020,000.00					39,564.00	1,059,564.00
4. Debt at End of Fiscal Year		17,720,000.00					52,893,552.00	70,613,552.00
5. Accreted Interest at End Of Fiscal Year								
6. Total Debt and Accreted Interest		17,720,000.00					52,893,552.00	70,613,552.00
7. Current Portion P&I - Due within 1 year		1,776,825.00						1,776,825.00
8. Interest Paid during current fiscal year		758,370.00						758,370.00

(PRINCIPAL AMOUNTS ONLY)

PROPRIETARY FUNDS

	Short-Term Borrowing	General Obligation Bonds/Notes	Authority Building Obligations	Leases, Other Right to Use Arrangements	Extended Term Financing Agreements	Other Long Term Debt/Liabilities	OPEB, Comp Abs, Net Pension Liab	Total
1. Debt at Beginning of Fiscal Year							6,148.00	6,148.00
2. Additional Debt Incurred During Year							1,063.00	1,063.00
3. Retirements and Repayments								
4. Debt at End of Fiscal Year							7,211.00	7,211.00
5. Accreted Interest at End Of Fiscal Year								
6. Total Debt and Accreted Interest							7,211.00	7,211.00
7. Current Portion P&I - Due within 1 year								
8. Interest Paid during current fiscal year								

Total Principal and Interest Payments Made by Your School - All Funds

Function	Fund		Principal (910)	Principal (920)	Interest (830)	Total (Principal +Interest)	Misc Other Uses (990)
5110	10	General Fund	1,020,000.00		758,370.00	1,778,370.00	
5110	20	Special Revenue Funds					
5110	30	Capital Projects Funds					
5110	40	Debt Service Fund					
5110	90	Permanent Fund					
5120	10	General Fund					
5120	20	Special Revenue Funds					
5120	30	Capital Projects Funds					
5120	40	Debt Service Fund					
5140	10	General Fund					
5140	20	Special Revenue Funds					
5140	30	Capital Projects Funds					
5140	40	Debt Service Fund					
5140	90	Permanent Fund					
Total Debt Payments - Governmental Funds			\$1,020,000.00		\$758,370.00	\$1,778,370.00	

Function	Fund		Principal (910)	Principal (920)	Interest (830)	Total (Principal +Interest)
5110	50	Enterprise Fund				
5110	60	Internal Service Fund				
5120	50	Enterprise Fund				
5120	60	Internal Service Fund				
5140	50	Enterprise Fund				
5140	60	Internal Service Fund				
Total Debt Payments - Proprietary Funds						

Debt Details
Governmental Funds/ Activities

Debt Category	Debt Issue Date (MM/YYYY)	Principal Amounts Only			Debt at End of Fiscal Year	Current Portion Due Within One Year (Principal and Interest)	Interest Paid During Fiscal Year
		Debt at Beginning of Fiscal Year	Additions	Reductions / Repayments			
General Obligation Bonds/Notes – CIB	7/2017	16,790,000.00		390,000.00	16,400,000.00	1,081,600.00	693,300.00
General Obligation Bonds/Notes – CIB	7/2017	1,950,000.00		630,000.00	1,320,000.00	695,225.00	65,070.00
Compensated Absences		368,390.00		39,564.00	328,826.00		
Other Post-Employment Benefits (OPEB)		4,271,329.00	114,397.00		4,385,726.00		
Net Pension Liability		47,793,000.00	386,000.00		48,179,000.00		
Totals for Debt Entered:		\$71,172,719.00	\$500,397.00	\$1,059,564.00	\$70,613,552.00	\$1,776,825.00	\$758,370.00

Bond Details
Proprietary Funds

Debt Category	Debt Issue Date (MM/YYYY)	Principal Amounts Only			Debt at End of Fiscal Year	Current Portion Due Within One Year (Principal and Interest)	Interest Paid During Fiscal Year
		Debt at Beginning of Fiscal Year	Additions	Reductions / Repayments			
Compensated Absences		6,148.00	1,063.00		7,211.00		
Totals for Debt Entered:		\$6,148.00	\$1,063.00		\$7,211.00		

General Fund (10)

Section 1: Tuition/Purchased Services as Reported within Expenditure Detail

	Amount
Tuition Reported in General Fund Expenditures 1000-560	1,966,522.49
Purchased Services in General Fund Expenditures 1000-594 and 1000-597	1,401.47
Section 1 Total	\$1,967,923.96

Section 2: Tuition Paid to Institution Types During Fiscal Year

	Tuition Paid For Nonspecial Education	Tuition Paid For Special Education	Total
1 1306 Institutions			
2 Institutionalized Children's Programs	754.90	12,284.91	13,039.81
3 Juveniles Incarcerated in Adult Facilities			
4 Residential Treatment Facilities	300.00	143,673.87	143,973.87
5 Other Local Education Agencies			
6 Brick and Mortar Charter Schools			
7 Cyber Charter Schools	744,323.94	783,248.48	1,527,572.42
8 Career and Technology Centers			
9 Approved Private Schools		(709.14)	(709.14)
10 PA Chartered Schools for the Deaf and Blind			
11 Private Residential Rehabilitative Institutions	4,200.00	770.00	4,970.00
12 Juvenile Detention Centers			
13 Special Program Jointures			
14 Other Tuition Not Included Elsewhere In This Section	217,285.00	61,792.00	279,077.00
Section 2 Total	\$966,863.84	\$1,001,060.12	\$1,967,923.96

Food Service / Cafeteria Operations Fund (51)

3000 Operation of Non-Instructional Services

Total

100 Personnel Services – Salaries

100 Personnel Services – Salaries 547,715.31

Total Personnel Services – Salaries \$547,715.31

200 Personnel Services – Employee Benefits

210 Group Insurance – Contracted Provider 258,511.82

220 Social Security Contributions 40,620.60

230 PSERS Retirement Contributions 165,313.25

250 Unemployment Compensation 2,657.56

260 Workers' Compensation 3,013.92

292 Health Savings Accounts 18,928.00

Total Personnel Services – Employee Benefits \$489,045.15

300 Purchased Professional and Technical Services

340 Technical Services 3,528.00

Total Purchased Professional and Technical Services \$3,528.00

400 Purchased Property Services

430 Repairs and Maintenance Services 19,789.69

Total Purchased Property Services \$19,789.69

500 Other Purchased Services

580 Travel 5,269.69

Total Other Purchased Services \$5,269.69

600 Supplies

610 General Supplies 36,018.20

630 Food 932,065.72

Total Supplies \$968,083.92

700 Property

740 Depreciation 18,662.11

Total Property \$18,662.11

800 Other Objects

820 Claims and Judgments Against the LEA 500.00

Total Other Objects \$500.00

Total 3000 Operation of Non-Instructional Services \$2,052,593.87

Food Service / Cafeteria Operations Fund (51)

3100 Food Services

Elementary Secondary Federal Total

100	<u>Personnel Services – Salaries</u>			
	100 Personnel Services – Salaries			547,715.31
	Total Personnel Services – Salaries			\$547,715.31
200	<u>Personnel Services – Employee Benefits</u>			
	210 Group Insurance – Contracted Provider			258,511.82
	220 Social Security Contributions			40,620.60
	230 PSERS Retirement Contributions			165,313.25
	250 Unemployment Compensation			2,657.56
	260 Workers' Compensation			3,013.92
	292 Health Savings Accounts			18,928.00
	Total Personnel Services – Employee Benefits			\$489,045.15
300	<u>Purchased Professional and Technical Services</u>			
	340 Technical Services			3,528.00
	Total Purchased Professional and Technical Services			\$3,528.00
400	<u>Purchased Property Services</u>			
	430 Repairs and Maintenance Services			19,789.69
	Total Purchased Property Services			\$19,789.69
500	<u>Other Purchased Services</u>			
	580 Travel			5,269.69
	Total Other Purchased Services			\$5,269.69
600	<u>Supplies</u>			
	610 General Supplies			36,018.20
	630 Food			932,065.72
	Total Supplies			\$968,083.92
700	<u>Property</u>			
	740 Depreciation			18,662.11
	Total Property			\$18,662.11
800	<u>Other Objects</u>			
	820 Claims and Judgments Against the LEA			500.00
	Total Other Objects			\$500.00
	Total 3100 Food Services			\$2,052,593.87

	<u>Food Service(51)</u>	<u>Child Care Operations(52)</u>	<u>Other Enterprise(58)</u>	<u>Internal Service(60)</u>	<u>Total</u>
3000 <u>Operation of Non-Instructional Services</u>					
3100 Food Services	2,052,593.87				2,052,593.87
Total Operation of Non-Instructional Services	\$2,052,593.87				\$2,052,593.87
TOTAL ACTUAL EXPENDITURES & OTHER FINANCING USES	\$2,052,593.87				\$2,052,593.87

LEA : 117596003 Northern Tioga SD

Printed 11/27/2024 10:52:15 AM

Fund	School	School Number	Local Personnel	Local Nonpersonnel	State Personnel	State Nonpersonnel	Federal Personnel	Federal Nonpersonnel	Total	Explanation
10										
	Clark Wood El Sch	6371	1,700,012.73	397,493.63	2,937,228.77	686,777.05	471,136.85	25,888.20	6,218,537.23	
	Cowanesque Valley JSHS	4058	2,042,885.22	450,216.96	3,529,633.11	777,870.77	66,430.00	26,024.52	6,893,060.58	
	Russell B Walter El Sch	4060	1,905,165.76	379,675.49	3,291,685.75	655,991.42	590,470.50	33,577.83	6,856,566.75	
	Westfield Area El Sch	4057	1,431,537.52	364,462.52	2,473,365.71	629,706.93	453,707.16	30,451.76	5,383,231.60	
	Williamson SHS	6373	2,975,970.45	518,555.69	5,141,788.55	895,944.28	66,430.00	27,127.07	9,625,816.04	
Total			10,055,571.68	2,110,404.29	17,373,701.89	3,646,290.45	1,648,174.51	143,069.38	34,977,212.20	