

NORTHERN TIoga SCHOOL DISTRICT
ELKLAND, PENNSYLVANIA
FINANCIAL STATEMENTS AND SINGLE AUDIT REPORT
YEAR ENDED JUNE 30, 2021

NORTHERN TIOGA SCHOOL DISTRICT

YEAR ENDED JUNE 30, 2021

TABLE OF CONTENTS

	<u>PAGE</u>
INDEPENDENT AUDITOR'S REPORT	1 - 3
MANAGEMENT'S DISCUSSION AND ANALYSIS	4 - 16
BASIC FINANCIAL STATEMENTS:	
GOVERNMENT-WIDE FINANCIAL STATEMENTS:	
STATEMENT OF NET POSITION	17
STATEMENT OF ACTIVITIES	18
FUND FINANCIAL STATEMENTS:	
BALANCE SHEET – GOVERNMENTAL FUNDS	19
RECONCILIATION OF THE GOVERNMENTAL FUNDS BALANCE SHEET TO THE STATEMENT OF NET POSITION	20
STATEMENT OF REVENUES, EXPENDITURES, AND CHANGE IN FUND BALANCES – GOVERNMENTAL FUNDS	21
RECONCILIATION OF THE GOVERNMENTAL FUNDS STATEMENT OF REVENUES, EXPENDITURES, AND CHANGES IN FUND BALANCES TO THE STATEMENT OF ACTIVITIES	22
STATEMENT OF NET POSITION – PROPRIETARY FUND	23
STATEMENT OF REVENUES, EXPENSES, AND CHANGES IN NET POSITION – PROPRIETARY FUND	24
STATEMENT OF CASH FLOWS – PROPRIETARY FUND	25
NOTES TO FINANCIAL STATEMENTS	26 - 58
REQUIRED SUPPLEMENTARY INFORMATION:	
SCHEDULE OF REVENUES, EXPENDITURES, AND CHANGES IN FUND BALANCE – BUDGET AND ACTUAL – GENERAL FUND	60
SCHEDULE OF CHANGES IN THE TOTAL OPEB LIABILITY AND RELATED RATIOS – DISTRICT OTHER POSTEMPLOYMENT BENEFITS PLAN	61
SCHEDULE OF THE DISTRICT'S PROPORTIONATE SHARE OF THE NET OPEB LIABILITY – PSERS PLAN	62
SCHEDULE OF THE DISTRICT'S OPEB CONTRIBUTIONS – PSERS PLAN	63
SCHEDULE OF THE DISTRICT'S PROPORTIONATE SHARE OF THE NET PENSION LIABILITY	64

SCHEDULE OF DISTRICT CONTRIBUTIONS – PENSION PLAN

65

OTHER SUPPLEMENTAL INFORMATION:

SINGLE AUDIT REPORT:

SCHEDULE OF EXPENDITURES OF FEDERAL AWARDS	67 - 68
NOTES TO SCHEDULE OF EXPENDITURES OF FEDERAL AWARDS	69
INDEPENDENT AUDITOR'S REPORT ON INTERNAL CONTROL OVER FINANCIAL REPORTING AND COMPLIANCE AND OTHER MATTERS BASED ON AN AUDIT OF FINANCIAL STATEMENTS PERFORMED IN ACCORDANCE WITH <i>GOVERNMENT AUDITING STANDARDS</i>	70 - 71
INDEPENDENT AUDITOR'S REPORT ON COMPLIANCE FOR EACH MAJOR FEDERAL PROGRAM AND ON INTERNAL CONTROL OVER COMPLIANCE IN ACCORDANCE WITH THE UNIFORM GUIDANCE	72 - 73
SCHEDULE OF FINDINGS AND QUESTIONED COSTS	74 - 75
SUMMARY SCHEDULE OF PRIOR AUDIT FINDINGS	76



Zelenkofske Axlerod LLC

CERTIFIED PUBLIC ACCOUNTANTS

EXPERIENCE | EXPERTISE | ACCOUNTABILITY

INDEPENDENT AUDITOR'S REPORT

Board of School Directors
Northern Tioga School District
Elkland, Pennsylvania

Report on the Financial Statements

We have audited the accompanying financial statements of the governmental activities, the business-type activities, each major fund, and the aggregate remaining fund information of the Northern Tioga School District (the "District"), as of and for the year ended June 30, 2021, and the related notes to the financial statements, which collectively comprise the District's basic financial statements as listed in the table of contents.

Management's Responsibility for the Financial Statements

The District's management is responsible for the preparation and fair presentation of these financial statements in accordance with accounting principles generally accepted in the United States of America; this includes the design, implementation, and maintenance of internal control relevant to the preparation and fair presentation of financial statements that are free from material misstatement, whether due to fraud or error.

Auditor's Responsibility

Our responsibility is to express opinions on these financial statements based on our audit. We conducted our audit in accordance with auditing standards generally accepted in the United States of America and the standards applicable to financial audits contained in Government Auditing Standards, issued by the Comptroller General of the United States. Those standards require that we plan and perform the audit to obtain reasonable assurance about whether the financial statements are free from material misstatement.

An audit involves performing procedures to obtain audit evidence about the amounts and disclosures in the financial statements. The procedures selected depend on the auditor's judgment, including the assessment of the risks of material misstatement of the financial statements, whether due to fraud or error. In making those risk assessments, the auditor considers internal control relevant to the entity's preparation and fair presentation of the financial statements in order to design audit procedures that are appropriate in the circumstances, but not for the purpose of expressing an opinion on the effectiveness of the entity's internal control. Accordingly, we express no such opinion. An audit also includes evaluating the appropriateness of accounting policies used and the reasonableness of significant accounting estimates made by management, as well as evaluating the overall presentation of the financial statements.

We believe that the audit evidence we have obtained is sufficient and appropriate to provide a basis for our audit opinions.

Opinions

In our opinion, the financial statements referred to above present fairly, in all material respects, the respective financial position of the governmental activities, the business-type activities, each major fund, and the aggregate remaining fund information of the District, as of June 30, 2021, and the respective changes in financial position, and, where applicable, and cash flows thereof for the year then ended in accordance with accounting principles generally accepted in the United States of America.



Zelenkofske Axlerod LLC

CERTIFIED PUBLIC ACCOUNTANTS

EXPERIENCE | EXPERTISE | ACCOUNTABILITY

Board of School Directors
Northern Tioga School District
Page 2

Adoption of Governmental Accounting Standards Board Pronouncements

As described in Note 1 to the financial statements, in 2021 the District adopted the provisions of Governmental Accounting Standards Board's Statements No. 84, "*Fiduciary Activities*", Statement No. 90, "*Majority Equity Interests – an amendment of GASB Statements No. 14 and No. 61*", Statement No. 93, "*Replacement of Interbank Offered Rates*", Statement No. 97, "*Certain Component Unit Criteria, and Accounting and Financial Reporting for Internal Revenue Code Section 457 Deferred Compensation Plans – an amendment of GASB Statements No. 14 and No. 84, and a supersession of GASB Statement No. 32*" and Statement No. 98, "*The Annual Comprehensive Financial Report*". Our opinion is not modified with respect to these matters.

Other Matters

Required Supplementary Information

Accounting principles generally accepted in the United States of America require that the Management's Discussion and Analysis, Schedule of Revenues, Expenditures, and Changes in Fund Balance – Budget and Actual – General Fund, Schedule of Changes in the Total OPEB Liability and Related Ratios – District Other Postemployment Benefit Plan, Schedule of the District's Proportionate Share of the Net OPEB Liability – PSERS Plan, Schedule of the District's OPEB Contributions – PSERS Plan, Schedule of the District's Proportionate Share of the Net Pension Liability, and Schedule of District Contributions – Pension Plan on pages 4 through 16 and pages 60 through 65 be presented to supplement the basic financial statements. Such information, although not a part of the basic financial statements, is required by the Governmental Accounting Standards Board, who considers it to be an essential part of financial reporting for placing the basic financial statements in an appropriate operational, economic, or historical context. We have applied certain limited procedures to the required supplementary information in accordance with auditing standards generally accepted in the United States of America, which consisted of inquires of management about the methods of preparing the information and comparing the information for consistency with management's responses to our inquiries, the basic financial statements, and other knowledge we obtained during our audit of the basic financial statements. We do not express an opinion or provide any assurance on the information because the limited procedures do not provide us with sufficient evidence to express an opinion or provide any assurance.

Other Information

Our audit was conducted for the purpose of forming opinions on the financial statements that collectively comprise the District's basic financial statements. The schedule of expenditures of federal awards, as required by Title 2 U.S. Code of Federal Regulations (CFR) Part 200, *Uniform Administrative Requirements, Cost Principles, and Audit Requirements for Federal Awards*, is presented for purposes of additional analysis and is not a required part of the basic financial statements.



Zelenkofske Axlerod LLC

CERTIFIED PUBLIC ACCOUNTANTS

EXPERIENCE | EXPERTISE | ACCOUNTABILITY

Board of School Directors
Northern Tioga School District
Page 3

The schedule of expenditures of federal awards is the responsibility of management and was derived from and relates directly to the underlying accounting and other records used to prepare the basic financial statements. Such information has been subjected to the auditing procedures applied in the audit of the basic financial statements and certain additional procedures, including comparing and reconciling such information directly to the underlying accounting and other records used to prepare the basic financial statements or to the basic financial statements themselves, and other additional procedures in accordance with auditing standards generally accepted in the United States of America. In our opinion, the schedule of expenditures of federal awards is fairly stated, in all material respects in relation to the basic financial statements as a whole.

Other Reporting Required by *Government Auditing Standards*

In accordance with *Government Auditing Standards*, we have also issued our report dated February 10, 2022 on our consideration of the District's internal control over financial reporting and on our tests of its compliance with certain provisions of laws, regulations, contracts, and grant agreements and other matters. The purpose of that report is solely to describe the scope of our testing of internal control over financial reporting and compliance and the results of that testing, and not to provide an opinion on the effectiveness of internal control over financial reporting or on compliance. That report is an integral part of an audit performed in accordance with *Government Auditing Standards* in considering the District's internal control over financial reporting and compliance.

Zelenkofske Axlerod LLC

ZELENKOFKSKE AXELROD LLC

Harrisburg, Pennsylvania
February 10, 2022

NORTHERN TIOGA SCHOOL DISTRICT
MANAGEMENT'S DISCUSSION AND ANALYSIS (MD&A)
UNAUDITED
JUNE 30, 2021

INTRODUCTION

Our discussion and analysis of the Northern Tioga School District's financial performance provides an overview of the School District's financial activities for the year ended June 30, 2021. It should be read in conjunction with the basic financial statements to enhance understanding of the School District's financial performance, which immediately follows this section.

FINANCIAL HIGHLIGHTS

Key financial highlights for the fiscal year 2021 are as follows:

- State revenues are the main source of funding for the Northern Tioga School District. In 2020-21, the District received \$21,765,141 in State revenue making up 56.12% of the total revenue. This is an decrease of 0.96% from the prior year (\$21,976,854 was received in 2019/2020).
- Real Estate Tax is the main source of local funding for the District. This revenue comprises 26.36% of total General Fund revenues and is the only revenue source over which the School Board has control. The tax revenue received from real estate tax increased from 2020 by \$401,531 or 2.49%. The millage rate remained the same from the previous year at 18.459 mills.
- The total revenues for the General Fund were \$38,620,886. This is an overall increase of \$3,107,818 over the prior year.
- Expenditure levels in all governmental funds decreased from \$41,524,979 to \$40,962,104 from the prior year.
- Capital assets in the Governmental Activities have been reported at \$71,765,386 and accumulated depreciation of \$32,179,512 for a net capital asset value of \$39,585,874. The amount listed represents the estimated historical costs of all sites, site improvements, furniture and equipment with a unit value of at least \$1,500.
- The General Fund fund balance increased from \$11,167,705 to \$11,243,700. It is important to note that in anticipation of the increase in retirement contributions in subsequent fiscal years, the Board has proactively decided to designate fund balance to "level-out" the financial impact. The current amount assigned to fund retirement is \$2,492,340. Additional assignments include set asides for health insurance increases, special education, future pension costs, other post-retirement benefits, board initiative, technology needs, textbooks, COVID, and capital expenditures/debt service.
- The school district's governmental fund financial statements report a combined ending fund balance of \$17,131,255. Of this total amount, \$1,000,000 is saved for future capital expenditures and future debt service payments and \$4,311,011 is restricted for capital projects.
- The district has two outstanding bond series 2017A and 2017AA. At the end of the fiscal year, the outstanding bond principal was \$20,695,000 with the final payment due in 2036-37.

NORTHERN TIOGA SCHOOL DISTRICT
 MANAGEMENT'S DISCUSSION AND ANALYSIS (MD&A) (CONTINUED)
 UNAUDITED
 JUNE 30, 2021

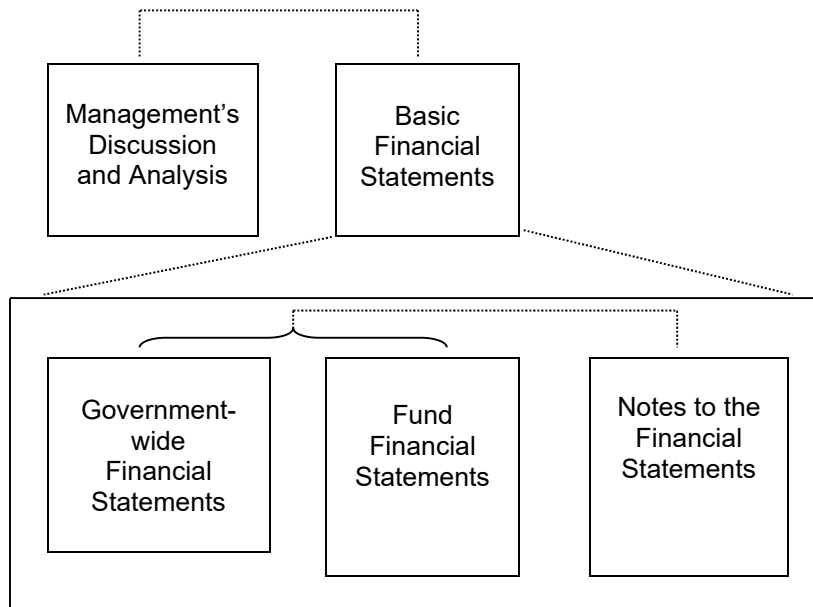
- Financial activity resulted in a net position increase of \$135,887 for the Food Service Fund. The food service department, along with volunteers from local churches and other organizations, continues to provide a very successful summer feeding program providing free lunches for all students under the age of 18 at strategic locations throughout our district communities. The food service net position is now \$485,502, of which \$205,955 is invested in capital assets.

OVERVIEW OF THE FINANCIAL STATEMENTS

This discussion and analysis is intended to serve as an introduction to the School District's basic financial statements. The School District's basic financial statements are comprised of three components: (1) government-wide financial statements, (2) fund financial statements and (3) notes to the financial statements. This report also contains other supplementary information in addition to the basic financial statements themselves.

Figure A-1 shows how the required parts of the Financial Section are arranged and relate to one another:

Figure A-1
 Required components of Northern Tioga School District's Financial Report



NORTHERN TIOGA SCHOOL DISTRICT
MANAGEMENT'S DISCUSSION AND ANALYSIS (MD&A) (CONTINUED)
UNAUDITED
JUNE 30, 2021

Figure A-2 summarizes the major features of the District's financial statements, including the portion of the District they cover and the types of information they contain. The remainder of this overview section of management discussion and analysis explains the structure and contents of each of the statements.

Figure A-2
Major Features of Northern Tioga School District's
Government-wide and Fund Financial Statements

	Government-wide Statements	Fund Statements		
		Governmental Funds	Proprietary Funds	Fiduciary Funds
Scope	Entire District (except fiduciary funds)	The activities of the District that are not proprietary or fiduciary, such as education, administration and community services	Activities the District operates similar to private business – Food Services	Instances in which the District is the trustee or agent to someone else's resources – Scholarship Funds and Student Activities
Required financial statements	Statement of net position Statement of activities	Balance Sheet Statement of revenues, expenditures, and changes in fund balance	Statement of net position Statement of revenues, expenses and changes in net position Statement of cash flows	Statement of fiduciary net position Statement of changes in fiduciary net position
Accounting basis and measurement focus	Accrual accounting and economic resources focus	Modified accrual accounting and current financial resources focus	Accrual accounting and economic resources focus	Accrual accounting and economic resources focus
Type of asset/liability information	All assets and liabilities, both financial and capital, and short-term and long-term	Only assets expected to be used up and liabilities that come due during the year or soon thereafter; no capital assets included	All assets and liabilities, both financial and capital, and short-term and long-term	All assets and liabilities, both short-term and long-term
Type of inflow-outflow information	All revenues and expenses during year, regardless of when cash is received or paid	Revenues for which cash is received during or soon after the end of the year; expenditures when goods or services have been received and payment is due during the year or soon thereafter	All revenues and expenses during year, regardless of when cash is received or paid	All revenues and expenses during year, regardless of when cash is received or paid

NORTHERN TIOGA SCHOOL DISTRICT
MANAGEMENT'S DISCUSSION AND ANALYSIS (MD&A) (CONTINUED)
UNAUDITED
JUNE 30, 2021

Government-Wide Financial Statements

The *government-wide financial statements* are designed to provide readers with a broad overview of the School District's finances, in a manner similar to a private-sector business. The *statement of net position* presents information on all of the School District's assets and liabilities, with the difference between the two reported as *net position*. The *statement of activities* presents all of the current year's revenues and expenses regardless of when cash is received or paid.

The two government-wide statements report the District's net position and how it has changed. Net position is one way to measure the District's financial health or position.

Over time, increases or decreases in net position may serve as a useful indicator of whether the financial position of the School District is improving or deteriorating, respectively. However, to assess the overall health of the District, you need to consider additional non-financial factors, such as changes in the District's property tax base and the performance of the students.

The government-wide financial statements of the District are divided into two categories:

- Governmental activities – All of the District's basic services are included here, such as instruction, administration and community services. Property taxes and state and federal subsidies and grants finance most of these activities.
- Business type activities – The District operates a food service operation and charges fees to staff, students and visitors to help cover the costs of the food service operation.

Fund Financial Statements

The District's fund financial statements provide detailed information about the most significant funds – not the District as a whole. Some funds are required by state law and by bond requirements.

- Governmental funds – Most of the District's activities are reported in governmental funds, which focus on the determination of financial position and change in financial position, not on income determination. They are reported using an accounting method called modified accrual accounting, which measures cash and all other financial assets that can readily be converted to cash. The governmental fund statements provide a detailed short-term view of the District's operations and the services it provides. Governmental fund information helps the reader determine whether there are more or fewer financial resources that can be spent in the near future to finance the District's programs. The relationship (or differences) between governmental activities (reported in the Statement of Net Position and the Statement of Activities) and governmental funds is reconciled in the financial statements.
- Proprietary funds – These funds are used to account for the District activities that are similar to business operations in the private sector; or where the reporting is on determining net income, financial position, changes in financial position, and a significant portion of funding through user charges. When the District charges customers for services it provides – whether to outside customers or to other units in the District – these services are generally reported in proprietary funds. The Food Service Fund is the District's proprietary fund and is the same as the business-type activities we report in the government-wide statements, but provide more detail and additional information, such as cash flows.
- Fiduciary funds – The District is the trustee, or fiduciary, for some scholarship and agency funds. All of the District's fiduciary activities are reported in separate Statements of Fiduciary Net Position. We exclude these activities from the District's other financial statements because the District cannot use these assets to finance its operations.

NORTHERN TIOGA SCHOOL DISTRICT
MANAGEMENT'S DISCUSSION AND ANALYSIS (MD&A) (CONTINUED)
UNAUDITED
JUNE 30, 2021

FINANCIAL ANALYSIS OF THE DISTRICT AS A WHOLE

The District's total net position was a negative \$16,611,437 at June 30, 2021 and a negative \$18,187,732 at June 30, 2020. This represents an increase in net position of \$1,576,295, indicating that the District's overall financial position has increased since fiscal year 2019-20.

Per Statement 68 of the Government Accounting Standards Board (GASB 68) beginning with FY 2014-15, the District's financial statements must now include the District's proportionate share of the state pension liability. Per Statement 75 of the Government Accounting Standards Board (GASB 75), beginning with FY 2018-19, the District's financial statements now include the District's proportionate share of the state Other Post Employment Benefit (OPEB) liability as well as the full unfunded portion of the District specific OPEB Plan liability. This amount of deferred pension and OPEB liabilities adds approximately \$52.7 million in additional liabilities to the District's financial statements.

Table A-1 presents a summary of School District's Statements of Net Position

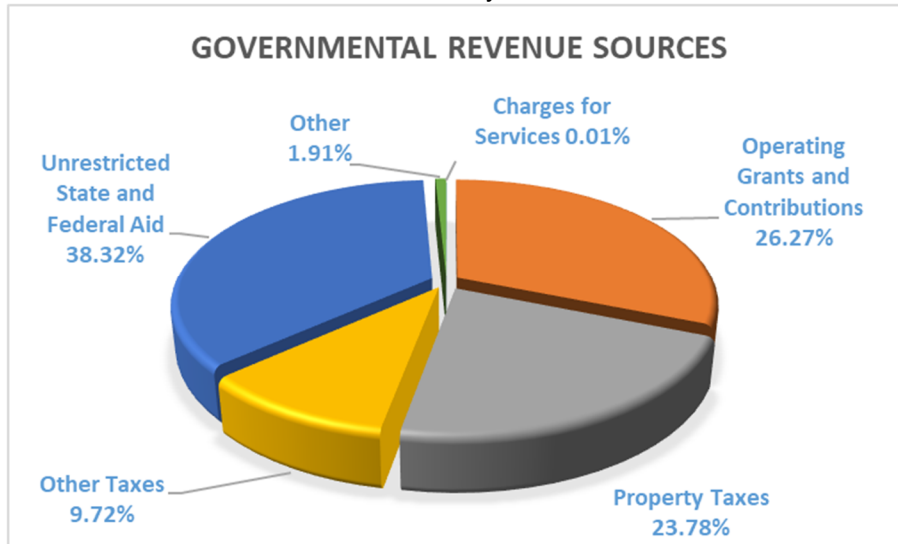
Table A-1
Fiscal Year Ended June 30,
Net Position

	2021			2020		
	Governmental Activities	Business-type Activities	Total	Governmental Activities	Business-type Activities	Total
Assets						
Current and other assets	\$ 25,449,414	\$ 318,810	\$ 25,768,224	\$ 25,736,729	\$ 167,693	\$ 25,904,422
Capital assets	39,585,874	205,955	39,791,829	36,604,310	223,831	36,828,141
Total assets	<u>65,035,288</u>	<u>524,765</u>	<u>65,560,053</u>	<u>62,341,039</u>	<u>391,524</u>	<u>62,732,563</u>
Deferred Outflows						
Deferred Amounts Related to Pension and OPEB	9,687,130	-	9,687,130	6,411,268	-	6,411,268
Total Deferred Outflows	<u>9,687,130</u>	<u>-</u>	<u>9,687,130</u>	<u>6,411,268</u>	<u>-</u>	<u>6,411,268</u>
Total Assets & Deferred Outflows	<u>74,722,418</u>	<u>524,765</u>	<u>75,247,183</u>	<u>68,752,307</u>	<u>391,524</u>	<u>69,143,831</u>
Liabilities						
Current and other liabilities	8,325,671	34,954	8,360,625	7,983,026	35,322	8,018,348
Long-term liabilities	80,306,676	4,309	80,310,985	76,572,909	6,587	76,579,496
Total Liabilities	<u>88,632,347</u>	<u>39,263</u>	<u>88,671,610</u>	<u>84,555,935</u>	<u>41,909</u>	<u>84,597,844</u>
Deferred Inflows						
Deferred Amounts Related to Pension and OPEB	3,187,010	-	3,187,010	4,312,721	-	4,312,721
Total Deferred Inflows	<u>3,187,010</u>	<u>-</u>	<u>3,187,010</u>	<u>4,312,721</u>	<u>-</u>	<u>4,312,721</u>
Net Position						
Net Investment in Capital Assets	23,201,885	205,955	23,407,840	21,530,732	223,831	21,754,563
Unrestricted	(40,298,824)	279,547	(40,019,277)	(41,647,081)	125,784	(41,521,297)
Total Net Position	<u>(17,096,939)</u>	<u>485,502</u>	<u>(16,611,437)</u>	<u>(20,116,349)</u>	<u>349,615</u>	<u>(19,766,734)</u>
Total Liabilities, Deferred Inflows & Net Position	<u>\$ 74,722,418</u>	<u>\$ 524,765</u>	<u>\$ 75,247,183</u>	<u>\$ 68,752,307</u>	<u>\$ 391,524</u>	<u>\$ 69,143,831</u>

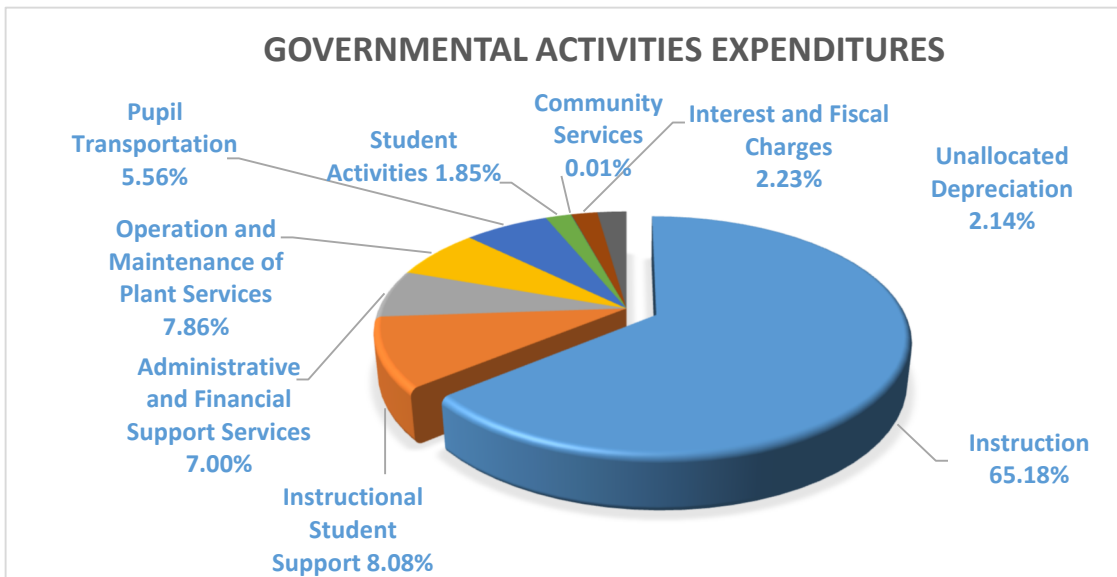
The net investment in capital assets (buildings, site improvements, and equipment) makes up most of the district's net position. The remaining unrestricted amounts are a combination of nonspendable, assigned, committed, and unassigned fund balance amounts.

NORTHERN TIOGA SCHOOL DISTRICT
 MANAGEMENT'S DISCUSSION AND ANALYSIS (MD&A) (CONTINUED)
 UNAUDITED
 JUNE 30, 2021

Graph A-1 shows the sources of revenues for the fiscal year 2021 for Governmental Activities.



Graph A-2 shows the expenditures for the fiscal year 2021 for Governmental Activities.



The results of this year's operations as a whole are reported in the Statement of Activities. All expenses are reported in the first column. Specific charges, grants, revenues, and subsidies that directly relate to specific expense categories are represented to determine the final amount of the District's activities that are supported by general revenues. The three largest general revenues are listed in Table A-2.

Table A-2
 Fiscal Year Ended June 30,
 General Revenues

General Revenue Source	2019-2020	2020-2021	Increase/ (Decrease)	% Change
Grants and Subsidies (mainly provided by the Commonwealth of PA)	\$ 13,815,459	\$ 13,891,575	\$ 76,116	0.6%
Real Estate Taxes	8,571,672	8,444,565	(127,107)	-1.5%
Other Taxes (mainly Earned Income Tax)	3,503,440	4,043,921	540,481	15.4%

NORTHERN TIOGA SCHOOL DISTRICT
MANAGEMENT'S DISCUSSION AND ANALYSIS (MD&A) (CONTINUED)
UNAUDITED
JUNE 30, 2021

Table A-3 takes the information from the Statement of Activities, rearranges it slightly, so you can see our total revenues for the year.

Table A-3
Fiscal Year Ended June 30,
Changes in Net Position

	2021			2020		
	Governmental Activities	Business-type Activities	Total	Governmental Activities	Business-type Activities	Total
Revenues						
<u>Program Revenues</u>						
Charges for services	\$ 9,200	\$ 77,769	\$ 86,969	\$ 2,850	\$ 291,607	\$ 294,457
Operating grants and contributions	12,063,375	1,554,762	13,618,137	9,470,644	1,135,159	10,605,803
<u>General Revenues</u>						
Property taxes	8,444,565	-	8,444,565	8,571,672	-	8,571,672
Other taxes	4,043,921	-	4,043,921	3,503,440	-	3,503,440
Unrestricted grants, subsidies & contributions	13,891,575	-	13,891,575	13,815,459	-	13,815,459
Other	314,983	413	315,396	686,436	3,972	690,408
Total revenues	<u>38,767,619</u>	<u>1,632,944</u>	<u>40,400,563</u>	<u>36,050,501</u>	<u>1,430,738</u>	<u>37,481,239</u>
Expenses						
Instruction	23,929,192	-	23,929,192	22,281,449	-	22,281,449
Instructional student support	3,641,970	-	3,641,970	2,762,019	-	2,762,019
Administrative and financial support	2,460,097	-	2,460,097	2,391,331	-	2,391,331
Operation and maintenance of plant	2,563,900	-	2,563,900	2,686,652	-	2,686,652
Pupil transportation	2,417,003	-	2,417,003	1,900,889	-	1,900,889
Student activities	731,464	-	731,464	633,769	-	633,769
Community services	13,144	-	13,144	33,039	-	33,039
Interest on long-term debt	740,504	-	740,504	762,174	-	762,174
Unallocated depreciation expense	829,937	-	829,937	730,559	-	730,559
Food Services	-	1,497,057	1,497,057	-	1,510,687	1,510,687
Total expenses	<u>37,327,211</u>	<u>1,497,057</u>	<u>38,824,268</u>	<u>34,181,881</u>	<u>1,510,687</u>	<u>35,692,568</u>
Increase (decrease) in net position	\$ 1,440,408	\$ 135,887	\$ 1,576,295	\$ 1,868,620	\$ (79,949)	\$ 1,788,671

NORTHERN TIOGA SCHOOL DISTRICT
MANAGEMENT'S DISCUSSION AND ANALYSIS (MD&A) (CONTINUED)
UNAUDITED
JUNE 30, 2021

The tables below present the expenses of both the Governmental Activities and the Business-type Activities of the District.

Table A-4 shows the District's largest functions - instruction, instructional student support, administrative, operation and maintenance of plant, pupil transportation, student activities, community services, as well as each program's net cost (total cost less revenues generated by the activities). This table also shows the net costs offset by the other unrestricted grants, subsidies and contributions to show the remaining financial needs supported by local taxes and other miscellaneous revenues.

Table A-4
Fiscal Year Ended June 30,
Governmental Activities

<u>Functions/Programs</u>	<u>2021</u>		<u>2020</u>	
	<u>Total Cost of Services</u>	<u>Net Cost of Services</u>	<u>Total Cost of Services</u>	<u>Net Cost of Services</u>
Instruction	\$ 23,929,192	\$ 15,562,263	\$ 22,281,449	\$ 16,053,395
Instructional student support	3,641,970	2,212,228	2,762,019	2,238,999
Administrative	2,460,097	2,176,248	2,391,331	2,122,992
Operation and maintenance	2,563,900	2,137,075	2,686,652	1,877,279
Pupil transportation	2,417,003	918,987	1,900,889	319,723
Student activities	731,464	665,701	633,769	571,599
Community services	13,144	11,693	33,039	31,667
Interest on long-term debt	740,504	740,504	762,174	762,174
Unallocated depreciation expense	829,937	829,937	730,559	730,559
Total governmental activities	37,327,211	25,254,636	34,181,881	24,708,387
Less:				
Unrestricted grants, subsidies		13,891,575		13,815,459
Total needs from local taxes and other revenues		\$ 11,363,061		\$ 10,892,928

The dependence upon tax revenues for governmental activities is apparent. The District had expenses for governmental activities of \$37,327,211, while only \$9,200 has been provided from program specific charges and \$12,063,375 has been provided by the State and Federal Governments as operating grants. The District has also received \$13,891,575 from the State for Basic Education expenses, which leaves \$11,363,061 of expenses required to be covered by tax assessments and other revenues. Approximately 30.44% of District activities are supported through taxes and other general revenue.

NORTHERN TIOGA SCHOOL DISTRICT
MANAGEMENT'S DISCUSSION AND ANALYSIS (MD&A) (CONTINUED)
UNAUDITED
JUNE 30, 2021

Table A-5 reflects the activities of the Food Service program, the only Business-type activity of the District.

Table A-5
Fiscal Year Ended June 30,
Business-type Activities

<u>Functions/Programs</u>	<u>2021</u>		<u>2020</u>	
	<u>Total Cost of Services</u>	<u>Net Cost of Services</u>	<u>Total Cost of Services</u>	<u>Net Cost of Services</u>
Food services	1,497,057	(135,474)	1,510,687	83,921
Total needs from general revenues		\$ (135,474)		\$ 83,921

The Statement of Revenues, Expenses and Changes in Fund Net Position for this proprietary fund will further detail the actual results of operations.

THE DISTRICT FUNDS

At June 30, 2021 the District governmental funds reported a combined fund balance of \$17,131,255 which is a decrease of \$2,181,874.

The General Fund, which accounts for the District's operations, represents, the District's most significant major fund. The Statement of Revenues, Expenditures, and Changes in Fund Balance – Governmental Funds is summarized in Table A-6 below.

Table A-6
Fiscal Year Ended June 30,
Summary of Governmental Change in Fund Balance

<u>2021</u>	<u>Beginning Fund Balance</u>	<u>Net Change in Fund Balance</u>	<u>Ending Fund Balance</u>
General Fund	\$ 11,167,705	\$ 75,995	\$ 11,243,700
Capital Projects	6,566,422	(2,255,411)	4,311,011
Other Government Funds	1,579,002	(2,458)	1,576,544
Total Governmental Funds	\$ 19,313,129	\$ (2,181,874)	\$ 17,131,255
<u>2020*</u>			
Total Governmental Funds	\$ 23,426,834	\$ (5,692,707)	\$ 17,734,127

*The Other Government Funds June 30, 2020 fund balance was restated to reflect the adoption of GASB 84.

The increase in the General Fund is due in part to the unpredictability of State revenue when the District budget is developed. The decrease in fund balance in the Capital Projects Fund is due to the completion of multiple projects within the schools throughout the District.

GENERAL FUND BUDGET

During the fiscal year, the Board of School Directors (The Board) authorizes revisions to the original budget to accommodate differences from the original budget to the actual expenditures of the District. All adjustments are, again, confirmed at the time the annual audit is accepted, which is after the end of the fiscal year, and is not prohibited by state law. A schedule showing the District's original and final budget amounts compared with amounts actually paid and received is provided on the Schedule of Revenues, Expenditures, and Changes in Fund Balance Budget and Actual.

NORTHERN TIOGA SCHOOL DISTRICT
MANAGEMENT'S DISCUSSION AND ANALYSIS (MD&A) (CONTINUED)
UNAUDITED
JUNE 30, 2021

Transfers between specific categories of expenditures/financing uses occur during the year. The most significant transfers occur from the budget reserve category to specific expenditure areas.

The Budgetary Reserve includes amounts that will be funded by designated fund balance for planned opportunities of expenditures for improvements/enhancements to the District operations. These amounts will only be appropriated into expenditure categories if the fiscal results of the prior year end with a positive addition to fund balance, which exceeds the total of these projected expenditures. The Board is using this method of budgeting to control tax increases while also protecting the integrity of the fund balance.

CAPITAL ASSET AND DEBT SUMMARY

CAPITAL ASSETS

At June 30, 2020 the District, including Food Service, had \$36,828,141 invested in a broad range of capital assets, including buildings, site improvements and furniture and equipment. Thus, at the end of June 2021, the capital assets, net of depreciation totaled \$39,791,829 representing a net increase (including additions, deletions and depreciation) of \$2,963,688 over last year.

Table A-7 reflects the capital assets of both the governmental activities and the business-type activities of the District.

Table A-7
Governmental Activities and Business Type Activities
Fiscal Year Ended June 30,
Capital assets - net of depreciation

Asset Classification (Net of Accumulated Depreciation)	2021	2020
Site Improvements	\$ 3,180	\$ 3,180
Building and Building Improvements	36,649,278	34,404,171
Furniture & Equipment	3,139,371	2,420,790
	<u>\$ 39,791,829</u>	<u>\$ 36,828,141</u>

NORTHERN TIOGA SCHOOL DISTRICT
MANAGEMENT'S DISCUSSION AND ANALYSIS (MD&A) (CONTINUED)
UNAUDITED
JUNE 30, 2021

DEBT SUMMARY AND RELATED INFORMATION

As of July 1, 2020 the District had total outstanding bond principal of \$21,640,000. This District has a total ending outstanding debt as of June 30, 2021 of \$20,695,000.

Table A-8
Outstanding Debt

	2021	2020	2019	2018	2016
General Obligation Bonds:					
- Series of 2013	\$ -	\$ -	\$ -	\$ 545,000	\$ 2,720,000
- Series of 2016	-	-	-	5,125,000	5,205,000
- Series of 2017A	3,155,000	3,735,000	4,300,000	-	-
- Series of 2017AA	<u>17,540,000</u>	<u>17,905,000</u>	<u>18,265,000</u>	-	-
	<u>\$ 20,695,000</u>	<u>\$ 21,640,000</u>	<u>\$ 22,565,000</u>	<u>\$ 5,670,000</u>	<u>\$ 7,925,000</u>

The Local Government Unit Debt Act (Act 52 of 1978, re-enacting and amending Act 185 of 1972), imposes debt limits for all local government units in Pennsylvania. Act 50 of 1998 amended the Debt Act resulting in a debt limit of 225% of the District's borrowing base. The "Debt Act" is administered by the Pennsylvania Department of Community Affairs.

The table below shows the calculation prescribed by the Debt Act in determining the District's debt limit and remaining borrowing capacity. It uses the three most recent actual annual revenue amounts as the primary basis for the calculation. Therefore, this calculation will change in future years as future year's revenue changes.

	2018-2019	2019-2020	2020-2021
Total General Fund Revenues	\$ 34,074,860	\$ 35,513,068	\$ 38,620,886
Less: Required Deductions			
-- Federal Revenue & Rental & Sinking Fund Reimbursement	<u>934,435</u>	<u>893,836</u>	<u>3,767,100</u>
Net Revenue	<u>33,140,425</u>	<u>34,619,232</u>	<u>34,853,786</u>
Total Net Revenue For Three Years			<u>\$ 102,613,443</u>
Borrowing Base - Average Net Revenue for Three Year Period			\$ 34,204,481
Multiplier			225%
Total Nonelectoral Debt Limit			76,960,082
Less: Amount of Debt Issued & Outstanding (as of 6/30/2021)			<u>20,695,000</u>
Total Debt Margin (Remaining Borrowing Capacity)			<u>\$ 56,265,082</u>
Total Debt Margin Percentage (Remaining Borrowing Capacity)			73.11%

NORTHERN TIOGA SCHOOL DISTRICT
MANAGEMENT'S DISCUSSION AND ANALYSIS (MD&A) (CONTINUED)
UNAUDITED
JUNE 30, 2021

OTHER STATISTICAL DATA**2020-21 REAL ESTATE TAX COLLECTION DATA**

Tax notices are due for mailing to taxpayers at the beginning of July each year. A discount of 2% is allowed on all property taxes paid within two months from the date tax bills are mailed. After the discount period expires a two-month period is allowed for payment of taxes at par. Taxes paid after this time are subject to a 10% penalty. A list of names of all taxpayers that have not paid their current real estate taxes is submitted to the Tax Claim Bureau of Tioga County by December 31 of the following calendar year. All delinquent real estate taxes are subsequently paid to this office, which in turn remits a monthly list of delinquent collections to the School District.

Year	Levy(1)	Current Collections	Percent of Levy	Prior Years Collections(2)	Total Collections	Percent of Levy
2006-07	\$ 6,351,150	\$ 5,653,570	89.0%	\$ 563,240	\$ 6,216,810	97.9%
2007-08	6,646,075	5,933,134	89.3%	685,501	6,618,635	99.6%
2008-09	6,894,934	5,730,006	83.1%	709,548	6,439,554	93.4%
2009-10	6,875,164 *	6,148,691	89.4%	843,712	6,992,403	101.7%
2010-11	7,248,927 *	6,630,667	91.5%	1,047,456	7,678,123	105.9%
2011-12	7,314,480 *	6,726,174	92.0%	763,928	7,490,102	102.4%
2012-13	7,368,380 *	6,792,155	92.2%	642,621	7,434,776	100.9%
2013-14	7,623,854 *	7,012,721	92.0%	695,627	7,708,348	101.1%
2014-15	7,922,802 *	7,287,034	92.0%	791,603	8,078,637	102.0%
2015-16	8,217,470 *	7,304,727	88.9%	952,366	8,257,093	100.5%
2016-17	8,535,162 *	7,554,353	88.5%	975,695	8,530,048	99.9%
2017-18	8,737,760 *	7,820,398	89.5%	1,094,817	8,915,215	102.0%
2018-19	9,071,493 *	8,048,607	88.7%	1,014,123	9,062,730	99.9%
2019-20	9,937,792 *	8,449,925	85.0%	1,022,884	9,472,809	95.3%
2020-21	9,971,651 *	8,541,343	85.7%	1,175,056	9,716,399	97.4%

(1) Real estate assessment multiplied by realty tax rate less any taxpayer relief funds received from the state. (Budgeted)

(2) Taxes collected for past fiscal years.

*District received taxpayer relief funds from the state.

EMPLOYEE DATA

There are approximately 321 employees of the school district, including 9 administrators, 2 psychologists, 3 social workers, 177 teachers, and 130 support personnel, including technology specialists, secretaries, custodial and maintenance staff, cafeteria staff, and teacher assistants.

ENROLLMENT DATA

The chart below provides student enrollment information by building.

	Elementary Schools				Secondary Schools			District Total
	Clark Wood	RB Walter	Westfield Area	Elementary Total	Cowanesque Valley	Williamson	Secondary Total	
June 2021	299	453	307	1,059	275	535	810	1,869
October 2021	293	492	313	1,098	312	538	850	1,948

NORTHERN TIOGA SCHOOL DISTRICT
MANAGEMENT'S DISCUSSION AND ANALYSIS (MD&A) (CONTINUED)
UNAUDITED
JUNE 30, 2021

ECONOMIC FACTORS AND NEXT YEAR'S BUDGETS AND RATES

The budget for the 2021-22 is \$1,005,532.00 more than the original budget for 2020-21. This represents a 2.68% increase. Property taxes remained at 18.459 mills, reflecting a 0% increase over the prior year.

Table A-9 is a comparison of revenue and expenditure categories:

Table A-9

BUDGETED REVENUES

	2021-2022	2020-2021	2019-2020	2018-2019	2017-2018
Local	40.68%	32.5%	33.6%	33.5%	32.5%
State	55.24%	56.6%	56.7%	57.8%	57.8%
Federal/Other	4.08%	10.9%	9.7%	8.7%	9.7%

BUDGETED EXPENDITURES

	2021-2022	2020-2021	2019-2020	2018-2019	2017-2018
Instruction	61.7%	61.3%	61.7%	61.9%	61.4%
Support Services	28.7%	28.9%	28.3%	28.1%	27.8%
Student Activities/ Community	1.8%	1.8%	1.9%	1.9%	1.9%
Facility Improvement	0.1%	0.1%	0.1%	0.0%	0.0%
Fund Transfer/Debt	7.7%	7.9%	8.0%	8.1%	8.9%

CONTACTING THE DISTRICT FINANCIAL MANAGEMENT

Our financial report is designed to provide our citizens, taxpayers, parents, students, investors and creditors with a general overview of the District's finances and to show the Board's accountability for the money it receives. If you have questions about this report or wish to request additional financial information, please contact Kathy VanSchaick, Business Manager at Northern Tioga School District, 110 Ellison Road, Elkland, PA 16920, (814) 258-5644 Ext. 3.

NORTHERN TIOGA SCHOOL DISTRICT
STATEMENT OF NET POSITION
JUNE 30, 2021

	Primary Government		
	Governmental Activities	Business-type Activities	Total
Assets			
Cash and Cash Equivalents	\$ 13,793,038	\$ 210,749	\$ 14,003,787
Investments	5,866,008	-	5,866,008
Receivables			
Accounts	52,781	-	52,781
Taxes	1,391,065	-	1,391,065
Prepaid	163,800	-	163,800
Internal Balances	148,544	(148,544)	-
Due from Other Governments	4,034,178	227,657	4,261,835
Inventory	-	28,948	28,948
Capital Assets, Being Depreciated, net	39,585,874	205,955	39,791,829
Total Assets	<u>65,035,288</u>	<u>524,765</u>	<u>65,560,053</u>
Deferred Outflows of Resources			
Deferred Amounts Related to Pensions	9,000,838	-	9,000,838
Deferred Amounts Related to Other Post Employment Benefits	686,292	-	686,292
Total Deferred Outflows of Resources	<u>9,687,130</u>	<u>-</u>	<u>9,687,130</u>
Liabilities			
Accounts Payable	1,843,160	-	1,843,160
Accrued Expenses and Withholdings	3,618,435	17,935	3,636,370
Payroll Deductions and Withholdings	1,415,658	-	1,415,658
Benefits Payable	281,011	-	281,011
Accrued Interest	202,407	-	202,407
Unearned Revenue	-	17,019	17,019
Current Portions of Long Term Liabilities:			
Bonds Payable	965,000	-	965,000
Non-Current Portions of Long Term Liabilities:			
Bonds Payable	19,730,000	-	19,730,000
Bond Premium	1,010,311	-	1,010,311
Compensated Absences	392,021	4,309	396,330
Other Postemployment Benefits	5,602,344	-	5,602,344
Pension Liability	53,572,000	-	53,572,000
Total Liabilities	<u>88,632,347</u>	<u>39,263</u>	<u>88,671,610</u>
Deferred Inflows of Resources			
Deferred Amounts Related to Pensions	2,332,000	-	2,332,000
Deferred Amounts Related to Other Post Employment Benefits	855,010	-	855,010
Total Deferred Inflows of Resources	<u>3,187,010</u>	<u>-</u>	<u>3,187,010</u>
Net Position			
Net Investment In Capital Assets	23,201,885	205,955	23,407,840
Unrestricted	(40,298,824)	279,547	(40,019,277)
Total Net Position	<u>\$ (17,096,939)</u>	<u>\$ 485,502</u>	<u>\$ (16,611,437)</u>

The accompanying notes are an integral part of the financial statements.

NORTHERN TIOGA SCHOOL DISTRICT
STATEMENT OF ACTIVITIES
FOR THE YEAR ENDED JUNE 30, 2021

	Program Revenues				Net (Expenses) Revenue and Changes in Net Position		
	<u>Expenses</u>	<u>Charges for Services</u>	<u>Operating Grants and Contributions</u>	<u>Capital Grants and Contributions</u>	<u>Primary Government</u>		
					<u>Governmental Activities</u>	<u>Business-type Activities</u>	<u>Total</u>
Functions/Programs							
Governmental Activities:							
Instruction	\$ 23,929,192	\$ 9,200	\$ 8,357,729	\$ -	\$ (15,562,263)	\$ -	\$ (15,562,263)
Instructional Student Support	3,641,970	-	1,429,742	-	(2,212,228)	-	(2,212,228)
Administrative and Financial Support Services	2,460,097	-	283,849	-	(2,176,248)	-	(2,176,248)
Operation and Maintenance of Plant Services	2,563,900	-	426,825	-	(2,137,075)	-	(2,137,075)
Pupil Transportation	2,417,003	-	1,498,016	-	(918,987)	-	(918,987)
Student Activities	731,464	-	65,763	-	(665,701)	-	(665,701)
Community Services	13,144	-	1,451	-	(11,693)	-	(11,693)
Interest and Fiscal Charges	740,504	-	-	-	(740,504)	-	(740,504)
Unallocated Depreciation	829,937	-	-	-	(829,937)	-	(829,937)
Total Governmental Activities	37,327,211	9,200	12,063,375	-	(25,254,636)	-	(25,254,636)
Business-type Activities:							
Food Service	1,497,057	77,769	1,554,762	-	-	135,474	135,474
Total Primary Government	\$ 38,824,268	\$ 86,969	\$ 13,618,137	\$ -	\$ (25,254,636)	\$ 135,474	\$ (25,119,162)
General Revenues:							
Taxes:							
Property taxes, levied for general purposes, net					8,444,565	-	8,444,565
Other taxes levied for specific purposes					4,043,921	-	4,043,921
Grants, subsidies, & contributions, not restricted					13,891,575	-	13,891,575
Investment earnings					54,999	413	55,412
Miscellaneous					259,984	-	259,984
Total General Revenues					26,695,044	413	26,695,457
Change in Net Position					1,440,408	135,887	1,576,295
Net Position - Beginning as restated (See Note 16)					(18,537,347)	349,615	(18,187,732)
Net Position - Ending					\$ (17,096,939)	\$ 485,502	\$ (16,611,437)

The accompanying notes are an integral part of the financial statements.

NORTHERN TIOGA SCHOOL DISTRICT
BALANCE SHEET - GOVERNMENTAL FUNDS
JUNE 30, 2021

	General Fund	Capital Projects Fund	Other Governmental Funds	TOTAL
<u>Assets</u>				
Cash and Cash Equivalents	\$ 11,084,741	\$ 1,720,301	\$ 987,996	\$ 13,793,038
Investments	1,608,977	3,672,795	584,236	5,866,008
Taxes Receivable (net)	1,391,065	-	-	1,391,065
Due From Other Funds	538,997	-	-	538,997
Due From Other Governments	4,034,178	-	-	4,034,178
Other Receivables	48,469	-	4,312	52,781
Prepaid	163,800	-	-	163,800
Total Assets	<u>\$ 18,870,227</u>	<u>\$ 5,393,096</u>	<u>\$ 1,576,544</u>	<u>\$ 25,839,867</u>
<u>Liabilities</u>				
Accounts Payable	\$ 1,151,528	\$ 691,632	\$ -	\$ 1,843,160
Accrued Salaries and Benefits	3,618,435	-	-	3,618,435
Due to Other Funds	-	390,453	-	390,453
Payroll Deductions and Withholdings	1,415,658	-	-	1,415,658
Benefits Payable	281,011	-	-	281,011
Total Liabilities	<u>6,466,632</u>	<u>1,082,085</u>	<u>-</u>	<u>7,548,717</u>
<u>Deferred Inflows of Resources</u>				
Unavailable Revenue - Property Taxes	1,159,895	-	-	1,159,895
Total Deferred Inflows of Resources	<u>1,159,895</u>	<u>-</u>	<u>-</u>	<u>1,159,895</u>
<u>Fund Balances</u>				
Restricted for:				
Capital Projects	-	4,311,011	-	4,311,011
Student Activities	-	-	314,526	314,526
Scholarships	-	-	180,219	180,219
Endowment	-	-	1,081,799	1,081,799
Assigned For:				
COVID	850,000	-	-	850,000
Plan Con Reimbursement	590,905	-	-	590,905
Capital Expenditures / Debt Service	1,000,000	-	-	1,000,000
Future Pension Costs	2,492,340	-	-	2,492,340
Other Postemployment Benefits	600,000	-	-	600,000
Insurance	840,000	-	-	840,000
Special Education Costs	650,000	-	-	650,000
Board Initiative	200,156	-	-	200,156
Technology	1,000,000	-	-	1,000,000
Textbooks	400,000	-	-	400,000
Unassigned	2,620,299	-	-	2,620,299
Total Fund Balances	<u>11,243,700</u>	<u>4,311,011</u>	<u>1,576,544</u>	<u>17,131,255</u>
Total Liabilities and Fund Balances	<u>\$ 18,870,227</u>	<u>\$ 5,393,096</u>	<u>\$ 1,576,544</u>	<u>\$ 25,839,867</u>

The accompanying notes are an integral part of the financial statements.

NORTHERN TIOGA SCHOOL DISTRICT
 RECONCILIATION OF THE GOVERNMENTAL FUNDS BALANCE SHEET TO THE STATEMENT OF NET POSITION
 JUNE 30, 2021

Total fund balances for governmental funds		\$ 17,131,255
Total net assets reported for governmental activities in the statement of net position is different because:		
Capital assets used in governmental activities are not financial resources and therefore are not reported in the funds. Those assets consist of:		
Land and site improvements, net of \$2,013,821 accumulated depreciation	3,180	
Buildings and building improvements, net of \$20,822,262 accumulated depreciation	36,649,278	
Furniture, equipment, and vehicles, net of \$7,937,651 accumulated depreciation	<u>2,933,416</u>	
Total capital assets		39,585,874
Some of the District's taxes will be collected after year-end, but are not available soon enough to pay for the current period's expenditures, and therefore are reported as unavailable revenue-property taxes in the funds.		
		1,159,895
Deferred inflows and outflows of resources related to pensions and other post employment benefits are applicable to future periods and, therefore, are not reported in the funds:		
Deferred Outflows of Resources		9,687,130
Deferred Inflows of Resources		<u>(3,187,010)</u>
Long-term liabilities applicable to the District's governmental activities are not due and payable in the current period and accordingly are not reported as fund liabilities. All liabilities - both current and long-term - are reported in the statement of net position.		
Balances at June 30, 2021 are:		
Compensated Absences	(392,021)	
Accrued Interest on Bonds and Loan	(202,407)	
Bonds Payable	(20,695,000)	
Unamortized Bond Premium	(1,010,311)	
Net Pension Liability	(53,572,000)	
Other Postemployment Benefits	<u>(5,602,344)</u>	
		<u>(81,474,083)</u>
Total net position of governmental activities		<u>\$ (17,096,939)</u>

The accompanying notes are an integral part of the financial statements.

NORTHERN TIOGA SCHOOL DISTRICT
STATEMENT OF REVENUES, EXPENDITURES, AND CHANGES IN FUND BALANCES - GOVERNMENTAL FUNDS
FOR THE YEAR ENDED JUNE 30, 2021

	General Fund	Capital Projects Fund	Other Governmental Funds	TOTAL
Revenues				
Local Sources	\$ 13,088,645	\$ 9,684	\$ 149,660	\$ 13,247,989
State Sources	21,765,141	-	-	21,765,141
Federal Sources	3,767,100	-	-	3,767,100
Total Revenues	38,620,886	9,684	149,660	38,780,230
Expenditures				
Instruction	23,707,397	-	-	23,707,397
Support Services	11,369,752	4,445	-	11,374,197
Operation of Noninstructional Services	632,571	-	152,118	784,689
Facilities Acquisition, Construction, and Improvement Services	744,453	2,574,650	-	3,319,103
Debt Service	1,590,718	186,000	-	1,776,718
Total Expenditures	38,044,891	2,765,095	152,118	40,962,104
Excess of Revenues Over (Under) Expenditures	575,995	(2,755,411)	(2,458)	(2,181,874)
Other Financing Sources (Uses)				
Transfers In	-	500,000	-	500,000
Transfers Out	(500,000)	-	-	(500,000)
Total Other Financing Sources	(500,000)	500,000	-	-
Net Change in Fund Balances	75,995	(2,255,411)	(2,458)	(2,181,874)
Fund Balance - Beginning as restated (See Note 16)	11,167,705	6,566,422	1,579,002	19,313,129
Fund Balances - Ending	\$ 11,243,700	\$ 4,311,011	\$ 1,576,544	\$ 17,131,255

The accompanying notes are an integral part of the financial statements.

NORTHERN TIOGA SCHOOL DISTRICT
 RECONCILIATION OF THE STATEMENT OF REVENUES, EXPENDITURES, AND CHANGES IN
 FUND BALANCES OF GOVERNMENTAL FUNDS TO THE STATEMENT OF ACTIVITIES
 FOR THE YEAR ENDED JUNE 30, 2021

Net change in fund balances - total governmental funds \$ (2,181,874)

The change in net position reported for governmental activities in the statement of activities is different because:

Governmental funds report capital outlays as expenditures. However, in the statement of activities the cost of those assets is allocated over their estimated useful lives and reported as depreciation expense. This is the amount by which capital outlays (\$4,387,342) exceeded depreciation (\$1,405,778) in the current period. 2,981,564

Repayment of note principal and payments for other long-term obligations are expenditures in the governmental funds but reduce the liabilities in the statement of net position.

Repayments:
 Bonds Payable 945,000

Under the modified accrual basis of accounting used in governmental funds, revenues are not reported until they become available. In the statement of activities, however, revenues are recorded regardless of when financial resources are available. This is the change in unavailable real estate tax revenue from 6/30/20 to 6/30/21. (33,593)

Gas lease rental proceeds are a local source of revenue recognized in the funds as revenue when received, but are applicable to future periods, and therefore, are deferred over the life of the lease. 20,982

Under the modified accrual basis of accounting used in the governmental funds, expenditures are not recognized for transactions that are not normally paid with expendable available financial resources. In the statement of activities, however, which is presented on the accrual basis, expenses and liabilities are reported regardless of when financial resources are available. In addition, interest on long-term debt is not recognized under the modified accrual basis of accounting until due, rather than as it accrues. This adjustment combines the net changes in compensated absences, accrued interest, pension benefit, and cumulative unfunded OPEB costs.

Compensated Absences	(35,683)	
Accrued Interest on Bonds	5,523	
Amortization of Debt Premium	85,691	
Pension Benefit	(207,312)	
Cumulative Unfunded OPEB Cost	(139,890)	
	(291,671)	(291,671)

Change in Net Position of Governmental Activities \$ 1,440,408

NORTHERN TIOGA SCHOOL DISTRICT
STATEMENT OF NET POSITION
PROPRIETARY FUNDS
JUNE 30, 2021

	<u>ENTERPRISE FUND</u>
	<u>Food Service</u>
ASSETS	
Current Assets:	
Cash and Cash Equivalents	\$ 210,749
Due from Other Governments	227,657
Inventories	<u>28,948</u>
Total Current Assets	<u>467,354</u>
Noncurrent Assets	
Capital Assets, Depreciable	<u>205,955</u>
Total Noncurrent Assets	<u>205,955</u>
Total Assets	<u>673,309</u>
LIABILITIES	
Current Liabilities:	
Accrued Expenses and Withholdings	17,935
Due to Other Funds	148,544
Unearned Revenue	<u>17,019</u>
Total Current Liabilities	<u>183,498</u>
Noncurrent Liabilities:	
Compensated Absences	<u>4,309</u>
Total Noncurrent Liabilities	<u>4,309</u>
Total Liabilities	<u>187,807</u>
NET POSITION	
Net Investment in Capital Assets	205,955
Unrestricted	<u>279,547</u>
Total Net Position	<u><u>\$ 485,502</u></u>

The accompanying notes are an integral part of the financial statements.

NORTHERN TIOGA SCHOOL DISTRICT
STATEMENT OF REVENUES, EXPENSES,
AND CHANGES IN NET POSITION
PROPRIETARY FUNDS
FOR THE YEAR ENDED JUNE 30, 2021

	<u>ENTERPRISE FUND</u>
	<u>Food Service</u>
Operating Revenues	
Food Service Revenue	\$ 77,769
Total Operating Revenues	<u>77,769</u>
Operating Expenses	
Salaries	489,047
Employee Benefits	423,450
Purchased Professional and Technical Service	3,056
Purchased Property Services	5,523
Other Purchased Services	2,862
Supplies	555,243
Depreciation Expense	17,876
Total Operating Expenses	<u>1,497,057</u>
Operating Income (Loss)	<u>(1,419,288)</u>
Nonoperating Revenues	
Earnings on Investments	413
State Sources	130,620
Federal Sources	1,424,142
Total Nonoperating Revenues	<u>1,555,175</u>
Income (Loss) Before Operating Transfers	<u>135,887</u>
Transfers	
Transfers In	<u>-</u>
Total Transfers	<u>-</u>
Changes In Net Position	135,887
Total Net Position - Beginning of Year	<u>349,615</u>
Total Net Position - End of Year	<u>\$ 485,502</u>

The accompanying notes are an integral part of the financial statements.

NORTHERN TIOGA SCHOOL DISTRICT
STATEMENT OF CASH FLOWS
PROPRIETARY FUNDS
FOR THE YEAR ENDED JUNE 30, 2021

	ENTERPRISE FUND
	Food Service
Cash Flows From Operating Activities	
Receipts from Users	\$ 74,069
Payments to:	
Employees for Services	(973,246)
Suppliers of Goods and Services	(461,567)
	(1,360,744)
Net Cash Used in Operating Activities	(1,360,744)
Cash Flow From Noncapital Financing Activities	
Interfund Transfers	-
Contributions and Donations	-
State Sources	130,620
Federal Sources	1,307,789
	1,438,409
Net Cash Provided by Noncapital Financing Activities	1,438,409
Cash Flows from Investing Activities	
Earnings on Investments	413
	413
Net Cash Provided by Investing Activities	413
Net Change in Cash and Cash Equivalents	78,078
Cash and Cash Equivalents, Beginning of Year	132,671
Cash and Cash Equivalents, End of Year	\$ 210,749
Supplemental Disclosure of Noncash Transactions:	
Donated Commodities	\$ 97,022
Reconciliation of Operating Loss to Net Cash Used In Operating Activities	
Operating Loss	\$ (1,419,288)
Adjustments to Reconcile Operating Loss to Net Cash Used in Operating Activities	
Depreciation Expense	17,876
Donated Commodities	97,022
Change in Assets and Liabilities	
Accounts Receivable	-
Due From/To Other Funds	(61,803)
Inventory	8,095
Accounts Payable	-
Accrued Liabilities	3,332
Accrued Sick Leave	(2,278)
Unearned Revenue	(3,700)
	(3,700)
Net Cash Used In Operating Activities	\$ (1,360,744)

The accompanying notes are an integral part of the financial statements.

NORTHERN TIOGA SCHOOL DISTRICT
NOTES TO FINANCIAL STATEMENTS
JUNE 30, 2021

NOTE 1: NATURE OF ENTITY SUMMARY OF SIGNIFICANT ACCOUNTING POLICIES

A. Nature of Operations

The Northern Tioga School District (the "District") provides public education to the residents of five boroughs and eleven townships with three elementary schools and two high schools in Tioga County, Pennsylvania. The District is managed under current standards prescribed by the Pennsylvania Department of Education in accordance with the provision of the School Laws of Pennsylvania. The District operates under a locally elected nine member Board form of government. The District Board of Education is the basic level of government which has financial accountability and control over all activities related to the public school education. The District receives funding from local, state, and federal government sources and must comply with the accompanying requirements of these funding source entities.

B. Reporting Entity

Governmental Accounting Standards Board ("GASB") Statement No. 61, *"The Financial Reporting Entity: Omnibus – an amendment of GASB Statements No. 14 and No. 34"* established the criteria used by the District to evaluate the possible inclusion of related entities within its reporting entity based upon financial accountability and the nature and significance of the relationship. Based on the foregoing criteria, the District has no component units that are required to be included in the District's financial statements.

C. Intermediate Unit

The District is a participating member of the BLAST IU #17 located in Williamsport, Pennsylvania. The BLAST IU is a self-sustaining organization that provides services for fees to participating districts. Through their membership, the District is able to secure various special services including federal program assistance and special education services.

D. Measurement Focus, Basis of Accounting

The basic financial statements of the District are comprised of the following:

- Government-wide financial statements
- Fund financial statements
- Notes to the financial statements

1. Government-wide Financial Statements

Government-wide financial statements (i.e. the statement of net position and the statement of activities) report on all the nonfiduciary activities of the District. For the most part, the effect of interfund activity has been removed from these statements. Governmental activities which are supported by taxes and intergovernmental revenues are reported separately from business-type activities, which rely to a significant extent on fees and charges for support.

NORTHERN TIOGA SCHOOL DISTRICT
NOTES TO FINANCIAL STATEMENTS (CONTINUED)
JUNE 30, 2021

NOTE 1: NATURE OF ENTITY SUMMARY OF SIGNIFICANT ACCOUNTING POLICIES
(CONTINUED)

D. Measurement Focus, Basis of Accounting (Continued)

1. Government-wide Financial Statements (Continued)

Government-wide financial statements are reported using the economic resources measurement focus and the accrual basis of accounting, as are the proprietary fund and agency fund financial statements which incorporates noncurrent assets as well as long term debt and obligations. Under the accrual basis of accounting, revenues are recorded when earned and expenses are recorded when a liability is incurred, regardless of the timing of the related cash flows. Property taxes are recognized as revenues in the year for which they are levied. Grants and similar items are recognized as revenue as soon as all eligibility requirements imposed by the provider have been met.

The statement of activities demonstrates the degree to which the direct expenses of a given function or segments are offset by program revenues. Direct expenses are those that are clearly identifiable with a specific function or segment. Program revenues include 1) charges to customer or applicants who purchase, use, or directly benefit from goods, services, or privileges provided by a given function or segment and 2) grants and contributions that are restricted to meeting the operational or capital requirements of a particular function or segment. Taxes and other items not properly included among program revenues are reported instead as general revenues.

Amounts expended to acquire capital assets are capitalized as assets in the government-wide financial statements, rather than reported as an expenditure. Proceeds of long-term debt are recorded as liabilities in the government-wide financial statements, rather than as an other financing source. Amounts paid to reduce long-term indebtedness of the School District are reported as a reduction of the related liability, rather than an expenditure.

2. Fund Financial Statements

The operations of the District are organized and are recorded in individual funds. Each fund is a separate accounting entity, with self-balancing accounts that comprise its assets, liabilities, fund balance, revenues, and expenditures or expenses, as appropriate.

NORTHERN TIOGA SCHOOL DISTRICT
NOTES TO FINANCIAL STATEMENTS (CONTINUED)
JUNE 30, 2021

NOTE 1: NATURE OF ENTITY SUMMARY OF SIGNIFICANT ACCOUNTING POLICIES
(CONTINUED)

D. Measurement Focus and Basis of Accounting (Continued)

2. Fund Financial Statements (Continued)

Governmental Funds

Governmental fund financial statements are reported using the current financial resources measurement focus and the modified accrual basis of accounting. Revenues are recognized as soon as they are both measurable and available. Revenues are considered to be available when they are collected within the current period or soon enough thereafter to pay liabilities of the current period. For this purpose, the District considers revenues to be available if they are collected within 180 days of the end of the current fiscal period with the exception of taxes which must be received within 60 days of year end to be deemed available. Expenditures generally are recorded when a liability is incurred, as under accrual accounting. Operating and capital grants, and interest associated with the current fiscal period are all considered to be susceptible to accrual and so have been recognized as revenues of the current fiscal period. All other revenue items are considered to be measurable only when cash is received by the District.

Under the current financial resources measurement focus, only current assets and current liabilities are generally included on the balance sheet. The reported fund balance is considered to be a measure of "available spendable resources". Governmental funds operating statements present increases (revenues and other financing sources) and decreases (expenditures and other financing uses) in net current assets. Accordingly, they are said to present a summary of sources and uses of "available spendable resources" during a period.

Because of their spending measurement focus, expenditure recognition for governmental fund types excludes amounts represented by noncurrent liabilities. Since they do not affect net current assets, such long-term amounts are not recognized as governmental fund type expenditures or fund liabilities.

Amounts expended to acquire capital assets are recorded as expenditures in the year that resources were expended, rather than as fund assets. The proceeds of long-term debt are recorded as an other financing source rather than as a fund liability. However, debt service expenditures, as well as expenditures related to compensated absences and claims and judgments, are recorded only when payment is made.

NORTHERN TIOGA SCHOOL DISTRICT
NOTES TO FINANCIAL STATEMENTS (CONTINUED)
JUNE 30, 2021

NOTE 1: NATURE OF ENTITY SUMMARY OF SIGNIFICANT ACCOUNTING POLICIES
(CONTINUED)

D. Measurement Focus and Basis of Accounting (Continued)

2. Fund Financial Statements (Continued)

Proprietary Funds

The District's Food Service Fund is a proprietary fund. In the fund financial statements, the proprietary fund is presented using the accrual basis of accounting. Revenues are recognized when they are earned and expenses are recognized when the related goods or services are delivered. In the fund financial statements, the proprietary fund is presented using the economic resources measurement focus. This means that all assets and all liabilities (whether current or noncurrent) associated with their activity are included on their balance sheets. The proprietary fund type operating statement presents increases (revenues) and decreases (expenses) in total net position.

The proprietary fund's operating revenues, such as charges for services, result from exchange transactions associated with the principal activity of the fund. Exchange transactions are those in which each party receives and gives up essentially equal values. Non-operating revenues, such as subsidies and investment earnings, result from nonexchange transactions or ancillary activities.

Amounts paid to acquire capital assets are capitalized as assets in the fund financial statements, rather than reported as an expenditure. Proceeds of long-term debt are recorded as a liability in the fund financial statements, rather than as an other financing source. Amounts paid to reduce long-term indebtedness are reported as a reduction of the related liabilities, rather than an expense.

E. Basis of Presentation

The following are the District's major funds:

Governmental Fund Types

- The General Fund is the operating fund of the District and is used to account for all financial resources except those required to be accounted for in another fund.
- The Capital Projects Fund is used to account for financial resources to be used in acquisition, construction, or improvement of capital facilities other than those financed by proprietary funds.

Additionally, the District reports the following other governmental funds:

- The Student Activities, Scholarship and Endowment Funds are used to account for assets held by the District for individuals, private organizations, or other governments and therefore not available to support the District's own programs. However, the District has administrative involvement over the fund with the ability to direct how the funds are expended.

NORTHERN TIOGA SCHOOL DISTRICT
NOTES TO FINANCIAL STATEMENTS (CONTINUED)
JUNE 30, 2021

NOTE 1: NATURE OF ENTITY SUMMARY OF SIGNIFICANT ACCOUNTING POLICIES
(CONTINUED)

E. Basis of Presentation (Continued)

Proprietary Fund

- The Food Service Fund is used to account for the operations of the District's food service operations. Operating Revenues consist of charges for food served. Operating expenses consist mainly of food, food preparation costs, supplies, and other direct costs. All other revenues and expenses are reported as non-operating.

F. Assets, Liabilities, Net Position or Fund Balance

1. Cash and Cash Equivalents

Cash and cash equivalents are considered to be cash on hand, demand deposits, and short-term investments with original maturities of three months or less from the date of acquisition, and pooled fund investments subject to daily withdrawal.

2. Investments

The Pennsylvania School Code and the District's investment policy establish criteria for the type of investments that can be held by the District. Investments held by the District are reported at their fair market value based on quoted prices in actively traded markets as of year end.

3. Receivables and Payables

Activity between funds that are representative of lending/borrowing arrangements outstanding for goods or services rendered at the end of the fiscal year are referred to as "due to/from other funds."

4. Inventories

The cost of governmental fund inventories are recorded as expenditures when purchased rather than when consumed. Food Service fund inventory consisted of expendable supplies valued at cost on a first-in, first-out basis, and federal government donated commodities received from the U.S. Department of Agriculture (USDA) recorded at estimated fair values provided by the USDA. Inventory in the Food Service Fund is recorded as an expense when consumed.

NORTHERN TIOGA SCHOOL DISTRICT
 NOTES TO FINANCIAL STATEMENTS (CONTINUED)
 JUNE 30, 2021

NOTE 1: NATURE OF ENTITY SUMMARY OF SIGNIFICANT ACCOUNTING POLICIES
 (CONTINUED)

F. Assets, Liabilities, Net Position or Fund Balance (Continued)

5. Capital Assets

Capital assets, which include property, plant, equipment, and infrastructure assets (e.g. roads, sidewalks, and similar items), are reported in the governmental or business-type activity column in the government-wide and the proprietary fund financial statements. The District defines capital assets with an initial, individual cost of more than: \$1,500 and an estimated useful life in excess of one year. Capital assets are recorded at historical costs or estimated historical costs if purchased or constructed. Donated capital assets are recorded at acquisition value at the date of donation.

The costs of normal maintenance and repairs that do not add to the value of the asset or materially extend its useful life are not capitalized.

Major outlays for capital assets and improvements are capitalized as projects are completed.

Capital assets of the District are depreciated using the straight line method over the following intended useful lives:

<u>Description</u>	<u>Estimated Useful Life</u>
Buildings	40 years
Building Improvements	20 years
Site Improvements	15 years
Furniture	20 years
Vehicles	4 years
Equipment	5-15 years

NORTHERN TIOGA SCHOOL DISTRICT
NOTES TO FINANCIAL STATEMENTS (CONTINUED)
JUNE 30, 2021

NOTE 1: NATURE OF ENTITY SUMMARY OF SIGNIFICANT ACCOUNTING POLICIES
(CONTINUED)

F. Assets, Liabilities, Net Position or Fund Balance (Continued)

6. Compensated Absences

Compensated absences are those for which employees receive pay. A liability is recorded through the use of estimates, which apply historical data to current factors. The District maintains records of unused absences and applies current and/or contracted compensation rates to the various types of compensated absences using the termination method.

7. Long-Term Obligations

In the government-wide financial statements and proprietary fund types in the fund financial statements, the long-term debt and other long-term obligations are reported as liabilities in the Statement of Net Position. Bond premiums and discounts are deferred and amortized over the life of the bonds using the straight-line method. Bonds payable are reported net of applicable bond premium or discount and issuance costs are expensed.

In the fund financial statements, governmental fund types recognize bond premiums and discounts, as well as bond issuance costs, during the current period. The face amount of debt issued is reported as other financing sources. Premiums received on debt issuances are reported as other financing sources while discounts on debt issuances are reported as other financing uses. Issuance costs, whether or not withheld from the actual debt proceeds received, are reported as debt service expenditures.

8. Unearned Revenues

Revenues that are received but not yet earned are recorded as unearned revenue in the District's financial statements. In the District's governmental funds, unearned revenues arise when potential revenue does not meet both the "measurable" and "available" criteria for recognition in the current period. Unearned revenues also arise when resources are received by the government before it has a legal claim to them, as when grant monies are received prior to the incurrence of qualifying expenditures. In subsequent periods, when both revenue recognition criteria are met, or when the District has a legal claim to the resources, the liability for unearned revenue is removed from the governmental funds' balance sheet and revenue is recognized.

NORTHERN TIOGA SCHOOL DISTRICT
NOTES TO FINANCIAL STATEMENTS (CONTINUED)
JUNE 30, 2021

NOTE 1: NATURE OF ENTITY SUMMARY OF SIGNIFICANT ACCOUNTING POLICIES
(CONTINUED)

F. Assets, Liabilities, Net Position or Fund Balance (Continued)

9. Fund Balance

The governmental fund financial statements present fund balances based on classifications that comprise a hierarchy that is based primarily on the extent to which the District is bound to honor constraints on the specific purposes for which amounts in the respective governmental funds can be spent. The classifications used in the governmental fund financial statements are as follows:

- Nonspendable fund balance – This classification includes amounts that cannot be spent because they are either (a) not in spendable form or (b) are legally or contractually required to be maintained intact.
- Restricted fund balance – This classification includes amounts for which constraints have been placed on the use of the resources either (a) externally imposed by creditors (such as through a debt covenant), grantors, contributors, or laws or regulations of other governments, or (b) imposed by law through constitutional provisions or enabling legislation.
- Committed fund balance – This classification includes amounts that can be used only for specific purposes determined by a formal action by the District's highest level of decision-making authority, the Board of Education. Committed fund balance may also include resources that have been specifically committed for use in satisfying contractual requirements. A fund balance commitment may be established, modified, or rescinded by a resolution of the Board of Education.
- Assigned fund balance – This classification includes amounts that are constrained by the District's intent to be used for a specific purpose but are neither restricted nor committed. The Business Manager has been delegated the authority to assign amounts for specific purposes.
- Unassigned fund balance – This classification represents all amounts that are available for any purpose. The District will strive to maintain an unassigned general fund balance of not less than five percent (5%) and not more than eight percent (8%) of the budgeted expenditures for the applicable fiscal year.

In circumstances where an expenditure is to be made for a purpose for which amounts are available in multiple fund balance classifications, the order in which resources will be expended is as follows: restricted fund balance, followed by committed fund balance, assigned fund balance and lastly unassigned fund balance.

NORTHERN TIOGA SCHOOL DISTRICT
NOTES TO FINANCIAL STATEMENTS (CONTINUED)
JUNE 30, 2021

NOTE 1: NATURE OF ENTITY SUMMARY OF SIGNIFICANT ACCOUNTING POLICIES
(CONTINUED)

F. Assets, Liabilities, Net Position or Fund Balance (Continued)

10. Net Position

The government-wide and proprietary fund financial statements utilize a net position presentation. Net position is categorized as net investment in capital assets, restricted and unrestricted.

- *Net Investment in capital assets* – This category groups all capital assets into one component of net position. Accumulated depreciation and the outstanding balances of debt that are attributable to the acquisition, construction or improvement of these assets reduce the balance in this category.
- *Restricted Net Position* – This category presents external restrictions imposed by creditors, grantors, contributors or laws or regulations of other governments and restrictions imposed by law through constitutional provisions or enabling legislation.
- *Unrestricted Net Position* – This category represents net position of the School District, not restricted for any project or other purpose.

When an expense is incurred for purposes for which both restricted and unrestricted net position are available, the District's policy is to apply restricted net position first.

11. Accounting Estimates

The preparation of the financial statements in conformity with accounting principles generally accepted in the United States of America requires management to make estimates and assumptions that affect certain reported amounts and disclosures. Accordingly, actual amounts may differ from those estimates.

12. Interfund Transactions

Quasi-external transactions are accounted for as revenues or expenditures. Transactions that constitute reimbursements to a fund for expenditures initially made from it, which are properly applicable to another fund, are recorded as expenditures in the reimbursing fund, and as reductions of expenditures in the fund that is reimbursed. All other interfund transactions, except quasi-external transactions and reimbursements, are reported as transfers.

NORTHERN TIOGA SCHOOL DISTRICT
NOTES TO FINANCIAL STATEMENTS (CONTINUED)
JUNE 30, 2021

NOTE 1: NATURE OF ENTITY SUMMARY OF SIGNIFICANT ACCOUNTING POLICIES
(CONTINUED)

F. Assets, Liabilities, Net Position or Fund Balance (Continued)

13. Deferred Inflows/Outflows of Resources

The Statements of Net Position report separate sections for deferred outflows and deferred inflows of resources. These separate financial statement elements represent a consumption or acquisition of net position that applies to a future period(s) and so will not be recognized as an outflow or inflow of resources (expense/revenue) until then. The District has three items that qualify for reporting in these categories: deferred outflows and inflows related to other postemployment benefits, deferred outflows and inflows related to pensions, and unavailable tax revenue.

Deferred outflows and inflows of resources related to pensions are described further in Note 9 and deferred outflows and inflows related to other postemployment benefits are described further in Note 10. The components of deferred outflows of resources and deferred inflows of resources, other than the difference between the projected and actual investment earnings on investments, are amortized into pension expense over a closed period, which reflects the weighted average remaining service life of all PSERS members beginning the year in which the deferred amount occurs (current year). The annual difference between the projected and actual earnings on PSERS investments is amortized over a five-year closed period beginning the year in which the difference occurs (current year). *Unavailable tax revenue*, which arises under the modified accrual basis of accounting, is reported only in the governmental funds balance sheet. The governmental funds report unavailable revenue from property taxes. This amount is deferred and recognized as an inflow of resources in the period that the amount becomes available.

14. PSERS Pension and OPEB

For purposes of measuring net pension liability and OPEB liabilities, deferred outflows of resources and deferred inflows of resources related to pensions and OPEB, and pension/OPEB expense, information about the fiduciary net position of the Public School Employee's Retirement System (PSERS) and additions to/deductions from PSERS's fiduciary net position have been determined on the same basis as they are reported by PSERS. For this purpose, benefit payments (including refunds of employee contributions) are recognized when due and payable in accordance with benefit terms. Investments are reported at fair value.

G. Adoption of Governmental Accounting Standards Board Statements

The District adopted the provisions of GASB Statement No. 84, "*Fiduciary Activities*". The adoption of this statement changed the classification of Private Purpose Trust Funds and the Student Activity Funds from Fiduciary to Governmental as well as resulted in a restatement of net position and fund balance (See Note 16).

The District adopted the provisions of GASB Statement No. 90, "*Majority Equity Interests – an amendment of GASB Statements No.14 and No. 61*". The adoption of this statement did not result in modification of previously reported amounts.

NORTHERN TIOGA SCHOOL DISTRICT
NOTES TO FINANCIAL STATEMENTS (CONTINUED)
JUNE 30, 2021

NOTE 1: NATURE OF ENTITY SUMMARY OF SIGNIFICANT ACCOUNTING POLICIES
(CONTINUED)

G. Adoption of Governmental Accounting Standards Board Statements (Continued)

The District adopted the provisions of GASB Statement No. 93, "*Replacement of Interbank Offered Rates*". The adoption of this statement did not result in modification of previously reported amounts.

The District adopted the provisions of GASB issued Statement No. 97, "*Certain Component Unit Criteria, and Accounting and Financial Reporting for Internal Revenue Code Section 457 Deferred Compensation Plans – an amendment of GASB Statements No. 14 and No. 84, and a supersession of GASB Statement No. 32*". The adoption of this statement did not result in modification of previously reported amounts.

The District adopted the provisions of GASB issued Statement No. 98, "*The Annual Comprehensive Financial Report*". The adoption of this statement did not result in modification of previously reported amounts.

H. Pending Changes in Accounting Principles

In June 2017, the GASB issued Statement No. 87, "*Leases*". The District is required to adopt the provisions of Statement No. 87 for its fiscal year 2022 financial statements.

In June 2018, the GASB issued Statement No. 89, "*Accounting for Interest Cost Incurred before the End of a Construction Period*". The District is required to adopt the provisions of Statement No. 89 for its fiscal year 2022 financial statements.

In May 2019, the GASB issued Statement No. 91, "*Conduit Debt Obligations*". The District is required to adopt the provisions of Statement No. 91 for its fiscal year 2023 financial statements.

In January 2020, the GASB issued Statement 92, "*Omnibus 2020*." The District is required to adopt the provisions of Statement No. 92 for its fiscal year 2022 financial statements.

In March 2020, the GASB issued Statement No. 94, "*Public-Private and Public-Public Partnerships and Availability Payment Arrangements*". The District is required to adopt the provisions of Statement No. 94 for its fiscal year 2023 financial statements.

In May 2020, the GASB issued Statement No. 96, "*Subscription-Based Information Technology Arrangements*". The District is required to adopt the provisions of Statement No. 96 for its fiscal year 2023 financial statements

The District has not yet completed the various analysis required to estimate the financial statement impact of these new pronouncements.

NORTHERN TIOGA SCHOOL DISTRICT
NOTES TO FINANCIAL STATEMENTS (CONTINUED)
JUNE 30, 2021

NOTE 2: BUDGETS AND BUDGETARY ACCOUNTING

The School Board approves, prior to the beginning of each year, an annual budget on the modified accrual basis of accounting for the General Fund. This is the only fund for which a budget is legally required and for which taxes may be levied.

The Pennsylvania School Code dictates specific procedures relative to adoption of the School District's budget and reporting of its financial statements, specifically:

The School District, before levying annual school taxes, is required to prepare an operating budget for the succeeding fiscal year.

The School District is required to prepare a proposed budget at least thirty days prior to the adoption of the annual budget. Final action shall not be taken on the proposed budget until after ten days' public notice. The proposed budget shall be printed, or otherwise made available for public inspection at least twenty days prior to the date set for the adoption of the budget.

Once a budget is approved, the Board may authorize the transfer of any unencumbered balance, or any portion thereof, from one class of expenditure or item, to another, by approval of a two-thirds vote of the members of the Board. Individual amendments during the year were not material in relation to the original appropriations. The Public School Code allows the School Board to authorize budget transfer amendments only during the last nine months of the fiscal year.

The budget data reflected in the financial statements includes the effect of such School Board approved budget transfer amendments and supplemental budgetary appropriations and, for comparative purposes; the actual amounts have also been presented. The School District expenditures may not legally exceed the revised budget amounts by function. Function is defined as a program area such as instructional services.

The School Board authorizes any application for grant funding. Upon application for funding, a project budget is submitted which is approved or rejected by the agency awarding the grant funds. Funds thus obtained are subject to the project budget, which supersedes local budgetary action and is excludable from budgetary operations by Section 609 of the school laws of Pennsylvania. The budget amounts reflected in the financial statements are the local budget increased by the individual project budgets.

NOTE 3: DEPOSIT AND INVESTMENT RISK

The District's investment policy is in accordance with the Public School Code of 1949, Section 440.1 which requires monies to be invested in the following types of investments: U.S. Treasury bills, short-term obligations of the U.S. government or its agencies or instrumentalities, savings or time accounts, or share accounts of institutions insured by the FDIC, FSLIC, or NCUSIF to the extent such accounts are so insured and, for any amounts above the insured maximum provided that approved collateral as provided by law therefore shall be pledged by the depository, obligations of the United States of America or any of its agencies or instrumentalities, obligations of the Commonwealth of Pennsylvania or any of its agencies or instrumentalities, or obligations of any political subdivision of the Commonwealth of Pennsylvania or any of its agencies or instrumentalities.

NORTHERN TIOGA SCHOOL DISTRICT
NOTES TO FINANCIAL STATEMENTS (CONTINUED)
JUNE 30, 2021

NOTE 3: DEPOSIT AND INVESTMENT RISK (CONTINUED)

Custodial Credit Risk – For deposits, custodial credit risk is the risk that in the event of the failure of the counterparty, the District will not be able to recover the value of its deposits or collateral securities that are in the possession of an outside party. As of June 30, 2021, the District's cash balances for its governmental activities and business-type activities were \$14,003,787 and its bank balances were \$14,853,641. Of the bank balance, \$506,202 was covered by the Federal Deposit Insurance Corporation, and \$5,619,785 was exposed to custodial credit risk and they were collateralized by the pledging of pooled assets held by the pledging financial institutions and uninsured. The remaining balance of \$8,727,654 was invested in external investment pools as described in more detail below.

At June 30, 2021, the District had investments classified as cash equivalents in money market holdings and other short-term investments through the Pennsylvania School District Liquid Asset Fund (PSDLAF) of \$7,402,448. PSDLAF was established to enable school districts to pool funds for investments in instruments authorized by Section 440.1 of the Pennsylvania Public School Code of 1949, as amended.

At June 30, 2021, the District has investments classified as cash equivalents in money market holdings and other short-term investments through the Pennsylvania Local Government Investment Trust (PLGIT) of \$1,325,206.

Participation in External Investment Pools. Investment Pool investments are multiple investment portfolios with PSDLAF similar to a money market fund. The portfolio investments are valued at amortized costs, which approximates market value. The District has no regulatory oversight for the pool, which is governed by the Board of Trustees. The pool is audited annually by PricewaterhouseCoopers LLP. The pool is rated AAA by Standard & Poor's. PSDLAF issues separate financial statements available at www.psdlaf.org.

The Pennsylvania Local Government Investment Trust (PLGIT) is a 2a7-like pool. The District's investments in PLGIT are reported at amortized cost, which approximates fair value. The District has no regulatory oversight for the pool which is governed by the Board of Trustees and is administered by PFM Asset Management, LLC. The pool is audited annually by Ernst & Young, LLP. PLGIT does not place any limitations or restrictions on withdrawals from the program. At June 30, 2021, PLGIT is rated AAA by Standard & Poor's, and has an average maturity of less than one year.

Investments consisted of the following at June 30, 2021:

Governmental Funds

Certificates of Deposit - Negotiable	\$ 2,633,174
Certificates of Deposit - Nonnegotiable	243,000
US Government Obligations	800,738
US Government Agencies	2,178,000
Accrued Income	<u>11,096</u>
Total Governmental Funds Investments	<u>5,866,008</u>
Total Investments	<u>\$ 5,866,008</u>

NORTHERN TIOGA SCHOOL DISTRICT
NOTES TO FINANCIAL STATEMENTS (CONTINUED)
JUNE 30, 2021

NOTE 3: DEPOSIT AND INVESTMENT RISK (CONTINUED)

As of June 30, 2021, the District has the following investments and maturities:

Investment Type	Fair Value	Less Than 1	Investment Maturities (in Years)		
			1-5	6-10	Thereafter
Governmental Activities:					
Certificates of Deposit - Negotiable	\$ 2,633,174	\$ 792,351	\$ 1,840,823	\$ -	\$ -
Certificates of Deposit - Nonnegotiable	243,000	243,000	-	-	-
US Government Obligations	800,738	649,394	74,596	55,460	21,288
US Government Agency	2,178,000	349,834	1,828,166		
Total	\$ 5,854,912	\$ 2,034,579	\$ 3,743,585	\$ 55,460	\$ 21,288

Custodial Credit Risk – For investments, custodial credit risk is the risk that, in the event of failure by the counterparty, the District will not be able to recover the value of its investments or collateral security that are in the possession of an outside party. The District has no investments subject to custodial credit risk.

Interest Rate Risk – The District does not have a formal policy that limits investment maturities as a means of managing its exposure to fair value losses arising from increasing interest rates.

Concentration of Credit Risk – The District does not have a formal policy that place a limit on the amount or percent that may be invested in any one issuer. At June 30, 2021, more than 5% of the District's Governmental Activities were an investment with Morgan Stanley and Wells Fargo Bank.

Investments and Fair Value – Investments are measured at fair value on a recurring basis in accordance with the framework established by GASB Statement No. 72, "Fair Value Measurement and Application". That framework provides a fair value hierarchy that prioritizes the inputs to valuation techniques used to measure fair value. The three levels of the fair value hierarchy are described as below:

Level 1 – inputs to the valuation methodology are unadjusted quoted prices for identical assets or liabilities in active markets that the District has the ability to access.

Level 2 – inputs to the valuation methodology include quoted prices for similar assets or liabilities in active markets or inactive markets; inputs other than quoted prices that are observable for the asset or liability; or inputs that are derived principally from or corroborated by observable market data by correlation or other means.

Level 3 – inputs to the valuation methodology are unobservable and significant to the fair value measurement.

NORTHERN TIOGA SCHOOL DISTRICT
 NOTES TO FINANCIAL STATEMENTS (CONTINUED)
 JUNE 30, 2021

NOTE 3: DEPOSIT AND INVESTMENT RISK (CONTINUED)

As of June 30, 2021, the District's investment fair value measurements were as follows:

Investment Type	Value	Level 1	Level 2	Level 3
Governmental Activities:				
Certificates of Deposit - Negotiable	\$ 2,633,174	\$ -	\$ 2,633,174	\$ -
Certificates of Deposit - Nonnegotiable	243,000	-	243,000	-
US Government Obligations	2,178,000	-	2,178,000	-
US Government Agency	800,738	-	800,738	-
Total	<u>\$ 5,854,912</u>	<u>\$ -</u>	<u>\$ 5,854,912</u>	<u>\$ -</u>

NOTE 4: TAXES ASSESSED

Real estate taxes are assessed on July 1, of each year and become due and payable on that date. For the 2020-2021 year the tax rate was 18.459 mills levied upon assessed valuations provided by Tioga County of approximately \$540,205,396. Taxpayers are given a two percent discount if they pay their taxes by August 31. All taxes levied on July 1, become delinquent on November 1, and are charged a ten percent penalty. On December 31, of the following year, all delinquent taxpayers are turned over to the Tioga County Tax Claim Bureau for collection. Uncollected real estate taxes attach as an enforceable lien on property when recorded.

Taxes which remain unpaid are classified as delinquent taxes receivable. Revenue from these delinquent taxes that is not collected within 60 days of year-end is deferred in the fund financial statements because it is not known to be available to finance the operations of the District in the current year. Delinquent taxes receivable at June 30, 2021 were \$1,391,065.

Taxes receivable also include estimated earned income taxes and local service taxes due to the District at June 30, with the amount not collected within 60 days after year end being deferred in the general fund.

NOTE 5: DUE FROM OTHER GOVERNMENTS

The following table summarizes the amounts due from other governments at June 30, 2021 as related to the District's governmental activities and business-type activities:

Governmental Activities	
Commonwealth of Pennsylvania:	
State Sources	\$ 2,772,079
Federal Sources	1,262,099
Total	<u>\$ 4,034,178</u>
Business-Type Activities:	
Commonwealth of Pennsylvania:	
Federal Sources	\$ 227,657
Total	<u>\$ 227,657</u>

NORTHERN TIOGA SCHOOL DISTRICT
NOTES TO FINANCIAL STATEMENTS (CONTINUED)
JUNE 30, 2021

NOTE 6: CAPITAL ASSETS

During the fiscal year ended June 30, 2000, a fixed asset appraisal of assets was performed and through the use of alternative methods, an estimate of historical cost was developed. In the absence of actual acquisition costs provided by the District, methods used to determine acquisition costs for building structures involve the deflation of estimated replacement costs back to the year of construction using a combination of appropriate indices available in well-known and accepted construction manuals such as Means, Marshall-Swift, Engineering News Record, etc., government CPI indexes, and the appraiser's own compilation of experience. Acquisition costs for the items of equipment inventory were also determined by the deflation indexing with appropriate indices. Depreciation, where applicable, is straight line over the useful life of the asset. Property additions made subsequent to the 2000 appraisal were recorded at cost.

A summary of Capital Asset transactions for the year ended June 30, 2021 is as follows:

	Beginning Balance	Additions	Deletions	Reclass	Ending Balance
GOVERNMENTAL ACTIVITIES					
Land and Site Improvements	2,017,001	-	-	-	2,017,001
Building and Building Improvements	55,226,433	3,319,103	-	-	58,545,536
Furniture and Equipment	10,134,610	1,068,239	-	-	11,202,849
Total Assets as Cost	67,378,044	4,387,342	-	-	71,765,386
Land and Site Improvements	(2,013,821)	-	-	-	(2,013,821)
Building and Building Improvements	(20,822,262)	(1,073,996)	-	-	(21,896,258)
Furniture and Equipment	(7,937,651)	(331,782)	-	-	(8,269,433)
Total Accumulated Depreciation	(30,773,734)	(1,405,778)	-	-	(32,179,512)
Capital Assets, Net	36,604,310	2,981,564	-	-	39,585,874
BUSINESS-TYPE ACTIVITIES					
Furniture and Equipment	626,305	-	-	-	626,305
Less: Accumulated Depreciation	(402,474)	(17,876)	-	-	(420,350)
Capital Assets, Net	223,831	(17,876)	-	-	205,955

Depreciation expense was charged to functions/programs of the primary government as follows:

Government Activities:	
Instruction	\$ 442,229
Instructional Student Support	55,960
Administrative and Financial Support Service	2,631
Operation and Maintenance of Plant Service	47,420
Pupil Transportation	15,131
Student Activities	12,470
Unallocated	829,937
Total Depreciation Expense	<u>\$ 1,405,778</u>

NORTHERN TIOGA SCHOOL DISTRICT
NOTES TO FINANCIAL STATEMENTS (CONTINUED)
JUNE 30, 2021

NOTE 7: LONG TERM OBLIGATIONS

As of June 30, 2021, the District's long-term debt consisted of the following:

	Balance at June 30, 2020	Additions	Deletions	Balance at June 30, 2021	Due Within One Year
Governmental Activities:					
General Obligation Bonds/Notes	\$ 21,640,000	\$ -	\$ (945,000)	\$ 20,695,000	\$ 965,000
Compensated Absences	356,338	35,683	-	392,021	-
Net Pension Liability	49,402,000	4,170,000	-	53,572,000	-
Other Post Employment Benefits	5,023,569	578,775	-	5,602,344	-
Total Long Term Obligations	<u>\$ 76,421,907</u>	<u>\$ 4,784,458</u>	<u>\$ (945,000)</u>	<u>\$ 80,261,365</u>	<u>\$ 965,000</u>
Business-Type Activities:					
Compensated Absences	<u>\$ 6,512</u>	<u>\$ -</u>	<u>\$ (2,203)</u>	<u>\$ 4,309</u>	<u>\$ -</u>

Pertinent information regarding long-term debt obligations outstanding is presented below:

Issue	Amount of Original Issue	Purpose	Amounts Outstanding
Series of 2017A	\$ 5,290,000	In 2017, the District issued General Obligation Bonds, Series A of 2017 for the purpose of (1) refunding General Obligation Bonds, Series of 2016 and (2) paying issuance costs and expenses of issuing the bonds. The bonds mature serially through April 1, 2026 with interest rates of 1.65% to 3.50%.	\$ 3,155,000
Series of 2017AA	18,960,000	In 2017, the District issued General Obligation Bonds Series AA of 2017 to finance the costs and expenses related to: (1) designing, acquiring, constructing, installing, furnishing, and equipping of alterations, renovations, additions, and improvements to the following schools: Cowanesque High School Building, Williamson High School Building, Clark Wood Elementary Building/Administrative Complex, R.B. Walter Elementary Building, and Westfield Area Elementary Building; (2) capitalized interest on the Series AA Bonds; (3) finance additional capital projects or capital equipment to the extent of any remaining funds and undertakings of the School District; and (4) paying issuance costs and expenses of issuing the bonds. The bonds mature serially through April 1, 2037 with an interest rates of 2.00% to 5.00%.	17,450,000
Total			<u>\$ 20,695,000</u>

NORTHERN TIOGA SCHOOL DISTRICT
 NOTES TO FINANCIAL STATEMENTS (CONTINUED)
 JUNE 30, 2021

NOTE 7: LONG TERM OBLIGATIONS (CONTINUED)

The following summarized the District's estimated future debt service requirements on these bonds and notes as of June 30, 2021:

	Principal	Interest	Total
2022	\$ 965,000	\$ 809,628	\$ 1,774,628
2023	990,000	785,865	1,775,865
2024	1,020,000	758,370	1,778,370
2025	1,050,000	726,825	1,776,825
2026	1,085,000	689,050	1,774,050
2027-2031	6,170,000	2,702,000	8,872,000
2032-2036	7,705,000	1,173,950	8,878,950
2037	1,710,000	59,850	1,769,850
Totals	<u>\$ 20,695,000</u>	<u>\$ 7,705,538</u>	<u>\$ 28,400,538</u>

NOTE 8: COMPENSATED ABSENCES

Each professional employee with fifteen (15) years service in the District, upon retirement, shall be entitled to \$40.00 per day severance for each day of unused sick leave.

Classified employees who are retiring from a five (5) or more hours a day position are entitled to \$8.00 for each unused accumulated sick day, up to the number of days that were accumulated prior to July 1, 1992, and \$16.00 per day for each day of unused sick days in excess of the number of days accumulated prior to July 1, 1992.

Classified employees who are retiring from a more than three (3) hour and less than five (5) hour position are entitled to \$5.00 for each unused accumulated sick day, up to the number of days that were accumulated prior to July 1, 1992, and \$10.00 per day for each day of unused sick days in excess of the number of accumulated prior to July 1, 1992.

Compensated absences are paid from the General and Food Service Funds.

NORTHERN TIOGA SCHOOL DISTRICT
NOTES TO FINANCIAL STATEMENTS (CONTINUED)
JUNE 30, 2021

NOTE 9: PENSION BENEFITS

General Information about the Pension PlanPlan Description

The Pennsylvania Public School Employees' Retirement System ("PSERS") is a governmental cost-sharing multi-employer defined benefit pension plan that provides retirement benefits to public school employees of the Commonwealth of Pennsylvania. The members eligible to participate in the System include all full-time public school employees, part-time hourly public school employees who render at least 500 hours of service in the school year, and part-time per diem public school employees who render at least 80 days of service in the school year in any of the reporting entities in Pennsylvania.

The administrative staff of PSERS administers the plan. The control and management of PSERS, including the investment of its assets, is vested in the Board of Trustees (Board). The Board consists of 15 members: the Secretary of Education, the Secretary of Banking and Securities, the State Treasurer, the Executive Director of the Pennsylvania School Boards Association, one member appointed by the Governor, six elected members (three from among the System's certified members, one from among the System's noncertified members, one from among the System's annuitants, and one from among school board members in Pennsylvania), two members from the Senate, and two members from the House of Representatives. Effective with Act 5, which was enacted on June 15, 2017, one of the Governor's appointees was replaced with the Secretary of Banking and Securities who is also appointed by the Governor. The chairman of the Board is elected by the Board members. Each ex officio member of the Board and each legislative member of the Board may appoint a duly authorized designee to act in their stead.

PSERS was established on July 18, 1917 under the provisions of Pamphlet Law, No. 343. Benefit payments to members and contribution provision by employers and employees are specified in the Pennsylvania Public School Employees' Retirement Code ("Code"). The Commonwealth General Assembly has the authority to amend the benefit terms of the PSERS by passing a bill in the Senate and House of Representatives and sending the bills to the Governor for approval. PSERS issues a publicly available financial report that can be obtained at www.psers.state.pa.us.

Benefits Provided

PSERS provides retirement, disability, and death benefits. Under the provisions of the 1975 revision of the Code by the Pennsylvania General Assembly, members are eligible for monthly retirement benefits upon reaching (a) age 62 with at least 1 year of credited service; (b) age 60 with 30 or more years of credited service; or (c) 35 or more years of service regardless of age. Act 120 of 2010 (Act 120) preserves the benefits of existing members and introduced benefit reductions for individuals who become new members on or after July 1, 2011. Act 120 created two new membership classes, Membership Class T-E (Class T-E) and Membership Class T-F (Class T-F). To qualify for normal retirement, Class T-E and Class T-F members must work until age 65 with a minimum of 3 years of service or attain a total combination of age and service that is equal to or greater than 92 with a minimum of 35 years of service. Benefits are generally equal to 2% or 2.5%, depending upon membership class, of the member's final average salary (as defined in the Code) multiplied by the number of years of credited service. For members whose membership started prior to July 1, 2011, after completion of five years of service, a member's right to the defined benefits is vested and early retirement benefits may be elected. For Class T-E and T-F members, the right to benefits is vested after ten years of service.

NORTHERN TIOGA SCHOOL DISTRICT
NOTES TO FINANCIAL STATEMENTS (CONTINUED)
JUNE 30, 2021

NOTE 9: PENSION BENEFITS (CONTINUED)

Benefits Provided (Continued)

Participants are eligible for disability retirement benefits after completion of five years of credited service. Such benefits are generally equal to 2% or 2.5%, depending upon membership class, of the member's final average salary (as defined in the Code) multiplied by the number of years of credited service, but not less than one-third of such salary nor greater than the benefit the member would have had at normal retirement age. Members over normal retirement age may apply for disability benefits.

Death benefits are payable upon the death of an active member who has reached age 62 with at least one year of credited service (age 65 with at least three years of credited service for Class T-E and Class T-F members) or who has at least five years of credited service (ten years for Class T-E and Class T-F members). Such benefits are actuarially equivalent to the benefit that would have been effective if the member had retired on the day before death.

All members are fully vested in their individual balance in the Members' Saving Account. All non-vested members may receive a refund of their individual balance of member contributions and interest from the Members' Savings Account upon termination of public school employment. Vested members who enrolled prior to July 1, 2011 may elect to receive a return of their accumulated contributions and interest upon their retirement which results in a reduced monthly annuity. Effective with Act 5 which was enacted on June 12, 2017, vested Class T-E and T-F members can now withdraw their accumulated contributions and interest from the Members' Savings Account upon their retirement.

Contributions

Employer Contributions:

The contribution policy is set by the Code. The District's contractually required contribution rate for fiscal year ended June 30, 2021 was 33.65% of covered payroll, actuarially determined as an amount that, when combined with employee contributions, is expected to finance the costs of benefits earned by employees during the year, with an additional amount to finance any unfunded accrued liability. Contributions to the pension plan from the District were \$5,266,857 for the year ended June 30, 2021.

Member Contributions:

Member contribution rates are set by law (redefined with the provisions of act 9 of 2001 and Act 120) and are dependent upon membership class. Member contribution rate are as follows:

Active members who joined the System prior to July 22, 1983, contribute at 5.25% (Membership Class T-C) or at 6.50% (Membership Class T-D) of the member's qualifying compensation.

Members who joined the System on or after July 22, 1983, and who were active or inactive as of July 1, 2001, contribute at 6.25% (Membership Class T-C) or at 7.50% (Membership Class T-D) of the member's qualifying compensation.

NORTHERN TIOGA SCHOOL DISTRICT
NOTES TO FINANCIAL STATEMENTS (CONTINUED)
JUNE 30, 2021

NOTE 9: PENSION BENEFITS (CONTINUED)

Contributions (Continued)*Member Contributions (Continued):*

Members who joined the System after June 30, 2001 and before July 1, 2011, contribute at 7.50% (automatic Membership Class T-D). For all new hires and for members who elected Class T-D membership, the higher contribution rates began with service rendered on or after January 1, 2002.

Members who joined the System after June 30, 2011, automatically contribute at the Membership Class T-E rate of 7.50% (base rate) of the member's qualifying compensation. All new hires after June 30, 2011, who elect Class T-F membership, contribute at 10.30% (base rate) of the member's qualifying compensation. Membership Class T-E and Class T-F are affected by a "shared risk" provision in Act 120 of 2010 that in future fiscal years could cause the Membership Class T-E contribution rate to fluctuate between 7.50% and 9.50% and Membership Class T-F contribution rate to fluctuate between 10.30% and 12.30%.

Pension Liabilities, Pension Expense, and Deferred Outflows of Resources and Deferred Inflows of Resources Related to Pensions

At June 30, 2021, the District reported a liability of \$53,572,000 for its proportionate share of the net pension liability. The net pension liability was measured as of June 30, 2020, and the total pension liability used to calculate the net pension liability was determined by rolling forward the System's total pension liability as of June 30, 2019 to June 30, 2020. The District's proportion of the net pension liability was calculated utilizing the employer's one-year reported covered payroll as it relates to the total one-year reported covered payroll. At June 30, 2020, the District's proportion was 0.1088 percent, which was an increase of 0.0032 from its proportion measured as of June 30, 2019.

For the fiscal year ended June 30, 2021, the District recognized pension expense of \$5,484,000. At June 30, 2021, the District reported deferred outflows of resources and deferred inflows of resources related to pensions from the following sources:

	Deferred Outflows of Resources	Deferred Inflows of Resources
Net difference between projected and actual investment earnings	\$ 2,355,000	\$ -
Changes in proportion	1,227,000	1,048,000
Difference between expected and actual experience	140,000	1,284,000
Differences between employer contribution and proportionate share of contribution	11,981	-
Contributions subsequent to the measurement date	5,266,857	-
Total	<u>\$ 9,000,838</u>	<u>\$ 2,332,000</u>

NORTHERN TIOGA SCHOOL DISTRICT
 NOTES TO FINANCIAL STATEMENTS (CONTINUED)
 JUNE 30, 2021

NOTE 9: PENSION BENEFITS (CONTINUED)

\$5,266,857 reported as deferred outflows of resources related to pensions resulting from District contributions subsequent to the measurement date will be recognized as a reduction of the net pension liability in the year ended June 30, 2021. Other amounts reported as deferred outflows of resources and deferred inflows of resources related to pensions will be recognized in pension expense as follows:

Year ended June 30:	
2022	\$ (342,167)
2023	(36,737)
2024	1,082,885
2025	698,000

Actuarial Assumptions

The total pension liability as of June 30, 2020 was determined by rolling forward the System's total pension liability as of the June 30, 2019 actuarial valuation to June 30, 2020 using the following actuarial assumptions, applied to all periods included in the measurement:

Changes in assumptions used in the Total Pension Liability beginning June 30, 2020:

- Investment rate of return was 7.25%
- The inflation assumption was 2.75%
- Salary growth was an effective average of 5.00%, comprised of inflation of 2.75% and 2.25% for real wage growth and for merit or seniority increases
- Mortality rates were RP-2014 Mortality Tables for Males and Females, adjusted to reflect PSERS' experience and projected using a modified version of the MP-2015 Mortality Improvement Scale.

The actuarial assumptions used in the June 30, 2020 valuation were based on the experience study that was performed for the five-year period ending June 30, 2015. The recommended assumption changes based on this experience study were adopted by the Board at its June 10, 2016 Board meeting, and were effective beginning with the June 30, 2016 actuarial valuation.

NORTHERN TIOGA SCHOOL DISTRICT
 NOTES TO FINANCIAL STATEMENTS (CONTINUED)
 JUNE 30, 2021

NOTE 9: PENSION BENEFITS (CONTINUED)

The long-term expected rate of return on pension plan investments was determined using a building-block method in which best-estimate ranges of expected future real rates of return (expected returns, net of pension plan investment expense and inflation) are developed for each major asset class. These ranges are combined to produce the long-term expected rate of return by weighting the expected future real rates of return by the target asset allocation percentage and by adding expected inflation.

The pension plan's policy in regard to the allocation of invested plan assets is established and may be amended by the Board. Plan assets are managed with a long-term objective of achieving and maintaining a fully funded status for the benefits provided through the pension.

<u>Asset Class</u>	<u>Target Allocation</u>	<u>Long-Term Expected Real Rate of Return</u>
Global public equity	15.0%	5.2%
Private Equity	15.0%	7.2%
Fixed income	36.0%	1.1%
Commodities	8.0%	1.8%
Absolute return	10.0%	2.5%
Risk parity	8.0%	3.3%
Infrastructure/MLPs	6.0%	5.7%
Real estate	10.0%	5.5%
Cash	6.0%	(1.0%)
Financing (LIBOR)	(14.0%)	(0.7%)
	<u>100.0%</u>	

The above was the Board's adopted asset allocation policy and best estimates of geometric real rates of return for each major asset class as of June 30, 2020.

Discount Rate

The discount rate used to measure the total pension liability was 7.25%. The projection of cash flows used to determine the discount rate assumed that contributions from plan members will be made at the current contribution rate and that contributions from employers will be made at contractually required rates, actuarially determined. Based on those assumptions, the pension plan's fiduciary net position was projected to be available to make all projected future benefit payments of current plan members. Therefore, the long-term expected rate of return on pension plan investments was applied to all periods of projected benefit payments to determine the total pension liability.

NORTHERN TIOGA SCHOOL DISTRICT
NOTES TO FINANCIAL STATEMENTS (CONTINUED)
JUNE 30, 2021

NOTE 9: PENSION BENEFITS (CONTINUED)

Sensitivity of the School District's proportionate share of the net pension liability to change in the discount rate

The following presents the District's proportionate share of the net pension liability calculated using the discount rate of 7.25%, as well as what the District's proportionate share of the net pension liability would be if it were calculated using a discount rate that is one percentage point lower (6.25%) or one percentage point higher (8.25%) than the current rate:

(in Thousands)	<u>1% Decrease 6.25%</u>	<u>Current discount rate 7.25%</u>	<u>1% Increase 8.25%</u>
District's proportionate share of the net pension liability	\$ 66,280,000	\$ 53,572,000	\$ 42,807,000

Pension plan fiduciary net position

Detailed information about the pension plan's fiduciary net position is available in the separately issued PSERS Comprehensive Annual Financial Report which can be found on the system's website at www.psers.pa.gov.

At June 30, 2021, the District reported a payable of \$1,399,542 for the outstanding amount of contributions to the pension plan required for the year ended June 30, 2021.

NOTE 10: OTHER POSTEMPLOYMENT BENEFITS

District Specific PlanPlan Description

Plan Administration. The District administers a single-employer defined benefit postemployment benefit (OPEB) plan (the "Plan") that is used to provide post-retirement medical, prescription drug, and dental benefits for teachers and administrative employees who retire under the qualifications of the Pennsylvania School Employee's Retirement System. Plan provisions are established based on bargaining agreements negotiated by the District. The plan is unfunded and no financial report is prepared.

Plan Membership. As of June 30, 2021 the Plan's membership consisted of the following:

Active Participants	318
Retired Participants	<u>11</u>
Total	<u><u>329</u></u>

NORTHERN TIOGA SCHOOL DISTRICT
 NOTES TO FINANCIAL STATEMENTS (CONTINUED)
 JUNE 30, 2021

NOTE 10: OTHER POSTEMPLOYMENT BENEFITS (CONTINUED)

District Specific Plan (Continued)

Plan Description (Continued)

Benefits Provided. The plan provides benefits to eligible retirees (teachers and administrators). Benefits are provided through the District based on varying employees classifications and years of service of the retiree. For retirees under the 2011 incentive, the District, for the first five years, contributes \$800 per month less PSERS premium assistance amount for medical and prescription drug, retiree pays the remainder. After the first five years, the District contributes \$229 per month less PSERS premium assistance amount for medical and prescription drug, retiree pays the remainder. For the first five years, the subsidy can be applied towards the spouses medical and prescription drug coverage if the retiree is under 65, otherwise, spouse coverage is available if retiree pays 100% of the cost. For all others retired before July 1, 2018 (25 years of PSERS service, at least 15 with the District), the District contributes \$229 per month, less PSERS premium assistance for medical and prescription drug, retiree pays remainder. If the member does not qualify for the subsidized benefit, the member may continue coverage by paying the full premium. Spouse coverage available if retiree pays 100% of the cost. For members who retire on or after July 1, 2018 (25 year of PSERS service, at least 15 with the District), for five years, the District will contribute \$500 per month, less PSERS premium assistance amount for medical and prescription drug, retiree pays remainder. Afterwards, the District contributes \$229 per month less PSERS premium assistance amount for medical and prescription drug, retiree pays remainder.

Contributions. The contribution requirements of plan members and the District are established and may be amended by the School Board of Directors. No assets are accumulated in a trust that meets the criteria in paragraph 4 of Statement No. 75. The plan is funded on a pay-as-you-go basis, i.e. premiums are paid annually to fund the healthcare benefits provided to current retirees, primarily through annual appropriations from the General Fund. Retiree contribution rates vary based on the type of retirement, years of service, and type of coverage.

Total OPEB Liability

The District's total OPEB liability of \$3,251,344 was measured as of July 1, 2020 using actuarial assumptions to the valuation date of July 1, 2019.

Actuarial Assumptions and Other Inputs. The total OPEB liability in the June 30, 2020 actuarial valuation was determined using the following actuarial assumptions and other inputs, applied to all periods included in the measurement, unless otherwise specified:

Salary Increases	3.50% average, including inflation
Discount Rate	1.86% (adjusted at 7/1/2020)
Healthcare Cost Trend Rates	5.50% for 2020, decreasing to an ultimate rate of 4.0% by 2075

The discount rate was based on the S&P Municipal Bond 20 Year High Grade Rate Index at 7/1/2020.

Mortality rates are assumed using the rates assumed in the PSERS defined benefit pension plan actuarial valuation with projections incorporated based on the Buck Modified 2016 projection scale to reflect mortality improvement.

The actuarial assumptions used in the July 1, 2019 valuation were based on historical results, as a recent experience study was not completed.

NORTHERN TIOGA SCHOOL DISTRICT
NOTES TO FINANCIAL STATEMENTS (CONTINUED)
JUNE 30, 2021

NOTE 10: OTHER POSTEMPLOYMENT BENEFITS (CONTINUED)

District Specific Plan (Continued)Total OPEB Liability (Continued)

Changes in the District's total OPEB liability for the plan for the fiscal year ended June 30, 2021 was as follows:

	Total OPEB Liability
Balance at 7/1/2019	\$ 2,777,569
Service Cost	149,154
Interest	96,539
Changes in Benefit Terms	-
Differences between Expected and Actual	
Experience	36,750
Changes in Assumptions	290,172
Benefit Payments	(98,840)
Net Changes	<u>473,775</u>
Balance at 7/1/2020	<u>\$ 3,251,344</u>

Changes in assumptions reflect a change in the discount rate from 3.36% to 1.86%, an update of trend assumptions, and marriage assumption updated for retirees decreased from 30% to 20%.

Sensitivity of the Total OPEB Liability to Changes in the Healthcare Cost Trend Rates. The following presents the total OPEB liability of the District, as well as what the District's total OPEB liability would be if it were calculated using a healthcare cost trend rate that is 1-percentage point lower (5.00%) or 1-percentage higher (7.00%) than the current discount rate:

	<u>1% Decrease 5.00%</u>	<u>Current discount rate 6.00%</u>	<u>1% Increase 7.00%</u>
District's total OPEB liability	\$ 2,974,616	\$ 3,251,344	\$ 3,577,248

Sensitivity of the Total OPEB Liability to Changes in the Discount Rate. The following presents the total OPEB liability of the District, as well as what the District's total OPEB liability would be if it were calculated using a discount rate that is 1-percentage point lower (0.86%) or 1-percentage higher (2.86%) than the current discount rate:

	<u>1% Decrease 0.86%</u>	<u>Current discount rate 1.86%</u>	<u>1% Increase 2.86%</u>
District's total OPEB liability	\$ 3,478,961	\$ 3,251,344	\$ 3,030,142

NORTHERN TIOGA SCHOOL DISTRICT
NOTES TO FINANCIAL STATEMENTS (CONTINUED)
JUNE 30, 2021

NOTE 10: OTHER POSTEMPLOYMENT BENEFITS (CONTINUED)

District Specific Plan (Continued)**OPEB Expense and Deferred Outflows of Resources and Deferred Inflows Related to OPEB**

For the year ended June 30, 2021, the District recognized OPEB expense of \$202,298. At June 30, 2021 the District reported deferred outflows of resources and deferred inflows of resources related to OPEB from the following sources:

	Deferred Outflows of Resources	Deferred Inflows of Resources
Changes in assumptions	\$ 284,781	\$ 663,216
Differences between expected and actual experience	33,687	72,794
Contributions subsequent to the measurement date	47,562	-
Total	<u>\$ 366,030</u>	<u>\$ 736,010</u>

\$47,562 is reported as deferred outflows of resources related to OPEB resulting from District contributions subsequent to the measurement date and will be recognized as a reduction of the net OPEB liability in the year ended June 30, 2021. Other amounts reported as deferred outflows of resources and deferred inflows of resources related to OPEB will be recognized in OPEB expense as follows:

Year ended June 30:

2022	\$ (43,395)
2023	(43,395)
2024	(43,395)
2025	(43,395)
2026	(43,395)
Thereafter	(200,567)

PSERS Healthcare Insurance Premium Assistance Plan**Plan Description**

In addition, the Pennsylvania Public School Employees' Retirement System ("PSERS") provides a Health Insurance Premium Assistance Plan ("PSERS Plan"). The PSERS Plan is a governmental cost-sharing multi-employer postretirement benefits plan that provides premium assistance to eligible public school employees of the Commonwealth of Pennsylvania. Under the PSERS Plan, employer contribution rates for Premium Assistance are established to provide reserves in the Health Insurance Account that are sufficient for the payment of premium assistance benefits for each succeeding year.

The administrative staff of PSERS administers the PSERS Plan. The control and management of PSERS, including the investment of its assets, is vested in the 15 member Board of Trustees (Board). The Commonwealth General Assembly has the authority to amend the benefit terms of the PSERS Plan by passing a bill in the Senate and House of Representatives and sending the bills to the Governor for approval. PSERS issues a publicly available financial report that can be obtained at www.psers.state.pa.us.

NORTHERN TIOGA SCHOOL DISTRICT
NOTES TO FINANCIAL STATEMENTS (CONTINUED)
JUNE 30, 2021

NOTE 10: OTHER POSTEMPLOYMENT BENEFITS (CONTINUED)

PSERS Healthcare Insurance Premium Assistance Plan

Premium Assistance Eligibility Criteria

Retirees of the System can participate in the PSERS Plan if they satisfy the following criteria:

- Have 24 ½ or more years of service, or
- Are a disability retiree, or
- Have 15 or more years of services and retired after reaching superannuation age, and
- Participate in the HOP or employer-sponsored health insurance program.

Benefits Provided

Participating eligible retirees are entitled to receive premium assistance payments equal to the lesser of \$100 per month or their out-of-pocket monthly health insurance premium. To receive premium assistance, eligible retirees must obtain their health insurance through either their school employer or the PSERS' Health Options Program. As of June 30, 2020 there were no assumed future benefit increases to participating eligible retirees.

Employer Contributions. The school districts' contractually required contribution rate for fiscal year ended June 30, 2021 was 0.82% of covered payroll, an actuarially determined amount that, when combined with employee contributions, is expected to finance the costs of benefits earned by employees during the year, with an additional amount to finance any unfunded accrued liability. Contributions to the PSERS Plan from the District were \$132,262 for the year ended June 30, 2021.

OPEB Liabilities, OPEB Expense, and Deferred Outflows of Resources and Deferred Inflows or Resources Related to OPEB:

At June 30, 2021, the District reported a liability of \$2,351,000 for its proportionate share of the net OPEB liability. The net OPEB liability was measured as of June 30, 2020, and the total OPEB liability used to calculate the net OPEB liability was determined by rolling forward the System's total OPEB liability as of June 30, 2019 to June 30, 2020. The District's proportion of the net OPEB liability was calculated utilizing the employer's one-year reported covered payroll as it relates to the total one-year reported covered payroll of all School Districts in the PSERS Plan. At June 30, 2021, the District's proportion was 0.1088 percent, which was an increase of 0.0032 from its proportion as of June 30, 2020.

NORTHERN TIOGA SCHOOL DISTRICT
NOTES TO FINANCIAL STATEMENTS (CONTINUED)
JUNE 30, 2021

NOTE 10: OTHER POSTEMPLOYMENT BENEFITS (CONTINUED)

PSERS Healthcare Insurance Premium Assistance Plan (Continued)OPEB Liabilities, OPEB Expense, and Deferred Outflows of Resources and Deferred Inflows or Resources Related to OPEB (Continued):

For the year ended June 30, 2021, the District recognized OPEB expense of \$120,000. At June 30, 2021, the District reported deferred outflows of resources and deferred inflows of resources related to OPEB from the following sources:

	Deferred Outflows of Resources	Deferred Inflows of Resources
Net difference between projected and actual investment earnings	\$ 4,335	\$ -
Net difference between actual and expected experience	21,633	-
Changes in assumptions	95,801	51,619
Changes in proportion	66,231	67,381
Contributions subsequent to the measurement date	132,262	-
Total	<u>\$ 320,262</u>	<u>\$ 119,000</u>

\$132,262 reported as deferred outflows of resources related to OPEB resulting from District contributions subsequent to the measurement date will be recognized as a reduction of the net OPEB liability in the year ended June 30, 2021. Other amounts reported as deferred outflows of resources and deferred inflows of resources related to OPEB will be recognized in OPEB expense as follows:

Year ended June 30:

2022	\$6,420
2023	5,832
2024	5,276
2025	22,806
2026	11,696
Thereafter	16,970

Actuarial Assumptions. The total OPEB liability as of June 30, 2020 was determined by rolling forward the System's total OPEB liability as of the June 30, 2019 actuarial valuation to June 30, 2020 measurement date using the following actuarial assumptions, applied to all periods included in the measurement:

- Actuarial cost method – Entry Age Normal – level % of pay.
- Investment return – 2.66% - S&P 20 Year Municipal Bond Rate (changed from 2.79% in prior year).
- Salary growth – Effective average of 5.00%, comprised of inflation of 2.75% and 2.25% for real wage growth and for merit and seniority increases.
- Premium assistance reimbursement capped at \$1,200 per year.
- Assumed Healthcare cost trends were applied to retirees with less than \$1,200 in premium assistance per year.
- Mortality rates were based on the RP-2014 Mortality Tables for Males and Females adjusted to reflect PSERS' experience and projected using a modified version of the RP-2015 Mortality Improvement Scale.

NORTHERN TIOGA SCHOOL DISTRICT
NOTES TO FINANCIAL STATEMENTS (CONTINUED)
JUNE 30, 2021

NOTE 10: OTHER POSTEMPLOYMENT BENEFITS (CONTINUED)

PSERS Healthcare Insurance Premium Assistance Plan (Continued)

Actuarial Assumptions (Continued). The following assumptions were used to determine the contribution rate:

- Participation rate: eligible retirees will elect to participate pre age 65 at 50% and post age 65 at 70%.
- The results of the actuarial valuation as of June 30, 2018 determined the employer contribution rate for fiscal year 2020.
- Cost Method: Amount necessary to assure solvency of Premium Assistance through the third fiscal year after the valuation date.
- Asset valuation method: Market Value.
- Participation rate: 63% of eligible retirees are assumed to elect premium assistance.
- Mortality rates were based on the RP-2014 Mortality Tables for Males and Females, adjusted to reflect PSERS' experience and projected using a modified version of the MP-2015 Mortality Improvement Scale.

A recent actuarial experience study was not performed.

Investments consist primarily of short term assets designed to protect the principal of the plan assets. The expected rate of return on OPEB plan investments was determined using the OPEB asset allocation policy and best estimates of geometric real rates of return for each asset class.

The OPEB plan's policy in regard to the allocation of invested plan assets is established and may be amended by the Board. Under the Program, as defined in the retirement code employer contribution rates for Premium Assistance are established to provide reserves in the Health Insurance Account that are sufficient for the payment of Premium Assistance benefits for each succeeding year. The Board's adopted asset allocation policy and best estimates of geometric real rates of return for each major asset class as of June 30, 2018 were:

<u>Asset Class</u>	<u>Target Allocation</u>	<u>Long-Term Expected Real Rate of Return</u>
Cash	50.3%	-1.0%
US Core Fixed Income	46.5%	-0.1%
Non-US Developed Fixed	3.2%	-0.1%
Total	<u>100.0%</u>	

Discount rate. The discount rate used to measure the total OPEB liability was 2.66%. Under the plan's funding policy, contributions are structured for short term funding of Premium Assistance. The funding policy sets contribution rates necessary to assure solvency of Premium Assistance through the third fiscal year after the actuarial valuation date. The Premium Assistance account is funded to establish reserves that are sufficient for the payment of Premium Assistance benefits for each succeeding year. Due to the short term funding policy, the OPEB plan's fiduciary net position was not projected to be sufficient to meet projected future benefit payments, therefore the plan is considered a "pay-as-you-go" plan. A discount rate of 2.66% which represents the S&P 20 year Municipal Bond Rate at June 30, 2020, was applied to all projected benefit payments to measure the total OPEB liability. The discount rate used to measure the Total OPEB liability decreased from 2.79% as of June 30, 2019 to 2.66% as of June 30, 2020.

NORTHERN TIOGA SCHOOL DISTRICT
NOTES TO FINANCIAL STATEMENTS (CONTINUED)
JUNE 30, 2021

NOTE 10: OTHER POSTEMPLOYMENT BENEFITS (CONTINUED)

PSERS Healthcare Insurance Premium Assistance Plan (Continued)Sensitivity of the District's proportionate share of the net OPEB liability to changes in the healthcare cost trend rates

Healthcare cost trends were applied to retirees receiving less than \$1,200 in annual Premium Assistance. As of June 30, 2020, retirees Premium Assistance benefits are not subject to future healthcare cost increases. The annual Premium Assistance reimbursement for qualifying retirees is capped at a maximum of \$1,200. As of June 30, 2020, 93,339 retirees were receiving the maximum amount allowed of \$1,200 per year. As of June 30, 2020, 780 members were receiving less than the maximum amount allowed of \$1,200 per year. The actual number of retirees receiving less than the \$1,200 per year cap is a small percentage of the total population and has a minimal impact on Healthcare Cost Trends as depicted below.

The following presents the District's Proportionate Share of the net OPEB liability as well as what the District's Proportionate Share of the net OPEB liability would be if it was calculated using health cost trends that are 1-percentage point lower or 1-percentage higher than the current rate:

	1% Decrease Between 4 – 6.75%	Current discount rate Between 5 – 7.75%	1% Increase Between 6 – 8.75%
District's proportionate share of the net OPEB liability	\$ 2,351,000	\$ 2,351,000	\$ 2,351,000

Sensitivity of the District's proportionate share of the net OPEB liability to changes in the discount rate.

The following presents the District's proportionate share of the net OPEB liability, as well as what the District's proportionate share of the net OPEB liability would be if it were calculated using a discount rate that is 1 percentage point lower (1.66 percent) or higher (3.66 percent) than the current discount rate:

	1% Decrease 1.66%	Current discount rate 2.66%	1% Increase 3.66%
District's proportionate share of net OPEB liability	\$ 2,680,000	\$ 2,351,000	\$ 2,078,000

OPEB plan fiduciary net position.

Detailed information about PSERS' fiduciary net position is available in PSERS Comprehensive Annual Financial Report which can be found on the System's website at www.psers.pa.gov.

At June 30, 2021 the District reported a payable of \$33,908 for the outstanding amount of contributions to the OPEB plan.

NORTHERN TIOGA SCHOOL DISTRICT
NOTES TO FINANCIAL STATEMENTS (CONTINUED)
JUNE 30, 2021

NOTE 11: RISK MANAGEMENT

The District is exposed to various risks of losses related to torts; theft of, damage to, and destruction of assets; errors and omissions; injuries to employees; and natural disasters. The District provides for these risks through the purchase of commercial insurance coverage.

NOTE 12: CONTINGENT LIABILITIES

The District is subject to real estate tax assessment appeals on an ongoing basis. If tax appeals are successful, the result is a loss of tax revenue to the District. It is anticipated that any material loss of tax revenue on individual tax appeals will be offset with additional revenues from other properties or other sources of revenue and would not create a financial hardship to the District.

The District participates in numerous state and federal grant programs, which are governed by various rules and regulations of the grantor agencies. Costs charged to the respective grant programs are subject to audit and adjustment by the grantor agencies; therefore, to the extent that the District has not complied with the rules and regulation governing the grants, refunds of any money received may be required and the collectability of any related receivables at June 30, 2021 may be impaired. In the opinion of the District, there are no significant contingent liabilities relating to compliance with the rules and regulations governing the respective grants; therefore, no provision has been recorded in the accompanying financial statements for such contingencies.

The District has been represented in certain legal interests which routinely occur in local government operations. The effects of these proceeding on the financial statements are no known and accordingly no provision for losses has been recorded.

As the effects of the Coronavirus pandemic continue to evolve and are dependent upon future developments, the impact of the Coronavirus on the District's operations and financial results are uncertain at this time.

NOTE 13: INTERFUND RECEIVABLES AND PAYABLES AND TRANSFERS

Interfund balances at June 30, 2021 are as follows:

	Interfund Receivable	Interfund Payable	Transfers In	Transfers Out
General Fund	\$ 538,997	\$ -	\$ -	\$ 500,000
Capital Projects Fund	-	390,453	500,000	-
Food Service Fund	-	148,544	-	-
Total	<u>\$ 538,997</u>	<u>\$ 538,997</u>	<u>\$ 500,000</u>	<u>\$ 500,000</u>

The outstanding balances between funds result mainly from the time lag between the dates that (1) interfund goods and services are provided, (2) reimbursable expenditures occur and (3) payments between funds are made.

NORTHERN TIOGA SCHOOL DISTRICT
NOTES TO FINANCIAL STATEMENTS (CONTINUED)
JUNE 30, 2021

NOTE 14: LEASES

The District leases its copiers under several lease agreements. It is the procedure of the District to regularly upgrade this equipment before the lease term expires. These continually revolving leases are classified as operating leases. Future minimum lease payments under the various leases are as follows:

2022	83,803
2023	<u>69,836</u>
	<u>\$ 153,639</u>

The rental expense for these leases at June 30, 2021 was \$95,087.

NOTE 15: EXCESS OF EXPENDITURES OVER APPROPRIATIONS IN MAJOR FUND

The following major fund had an excess of actual expenditures over budget for the year ended June 30, 2021.

	<u>Appropriation</u>	<u>Expenditures</u>	Percentage of Excess Expenditures Over Appropriations
General Fund	\$ 36,168,291	\$ 38,044,891	5.19%

The excess expenditures over appropriations in the General Fund was funded by excess increased revenues from Local and State sources plus new Federal Funding relating to COVID-19.

NOTE 16: RESTATEMENT OF NET POSITION / FUND BALANCE

The following restatement was necessary to reflect the adoption of the provisions of GASB Statement No 84, "Fiduciary Activities" in which the District changed its classification and presentation of custodial funds in its governmental and fiduciary fund financial statements.

	<u>Governmental Activities</u>	<u>Non-Major Funds</u>	<u>Scholarship Fund</u>
Net Position/Fund Balance, as previously stated*	\$ (20,116,349)	\$ -	\$ 187,234
Understatement dues to change in custodial funds	1,579,002	1,579,002	-
Net Position/Fund Balance, as restated	<u>\$ (18,537,347)</u>	<u>\$ 1,579,002</u>	<u>\$ 187,234</u>

* The Non-Major Funds include the Student Activity Fund, Endowment Fund, and Scholarship Fund. At June 30, 2020 Student Activity Funds and Endowment did not have a fund balance as the \$322,999 and 1,068,769, respectively, were reported as a liabilities. Due to the adoption of GASB 84, the amounts have been reclassified as fund balance and are included in the restatement for 2021 of \$1,579,002. The Scholarship Fund was previously reported as the Private Purpose Trust Fund.

NOTE 16: SUBSEQUENT EVENTS

No subsequent events have taken place that effect the financial statement or required disclosures.

REQUIRED SUPPLEMENTARY INFORMATION

NORTHERN TIOGA SCHOOL DISTRICT
 SCHEDULE OF REVENUES, EXPENDITURES, AND CHANGES IN FUND BALANCE - BUDGET AND ACTUAL
 GENERAL FUND
 FOR THE YEAR ENDED JUNE 30, 2021

	<u>Budgeted Amounts</u>		<u>Actual Amounts</u>	Variance with Final Budget
	<u>Original</u>	<u>Final</u>		Positive (Negative)
Revenues				
Local Sources	12,182,795	\$ 12,182,795	\$ 13,088,645	\$ 905,850
State Sources	21,233,794	21,233,794	21,765,141	531,347
Federal Sources	962,021	962,021	3,767,100	2,805,079
Total Revenues	34,378,610	34,378,610	38,620,886	4,242,276
Expenditures				
Regular Programs	16,929,738	16,929,738	17,324,109	(394,371)
Special Programs	5,604,212	5,604,212	5,952,452	(348,240)
Vocational Programs	290,028	290,028	269,704	20,324
Other Instructional Programs	166,722	166,722	161,132	5,590
Pupil Personnel Services	1,177,863	1,177,863	1,122,299	55,564
Instructional Staff Services	1,495,712	1,495,712	2,179,100	(683,388)
Administrative Services	2,035,908	2,035,908	2,029,296	6,612
Pupil Health	376,225	376,225	400,886	(24,661)
Business Services	381,782	381,782	365,629	16,153
Operation and Maintenance of Plant Services	2,926,118	2,926,118	2,803,305	122,813
Student Transportation Services	2,344,065	2,344,065	2,411,141	(67,076)
Central Support Services	102,169	102,169	58,096	44,073
Other Support Services	2,500	2,500	-	2,500
Student Activities	661,285	661,285	619,427	41,858
Community Services	35,252	35,252	13,144	22,108
Facilities Acquisition, Construction, and Improvement Services	45,000	45,000	744,453	(699,453)
Debt Service	1,593,712	1,593,712	1,590,718	2,994
Total Expenditures	36,168,291	36,168,291	38,044,891	(1,876,600)
Excess of Revenues Over Expenditures	(1,789,681)	(1,789,681)	575,995	2,365,676
Other Financing Sources (Uses)				
Interfund Transfers	(525,500)	(525,500)	(500,000)	25,500
Budgetary Reserve	(827,852)	(827,852)	-	827,852
Total Other Financing Sources (Uses)	(1,353,352)	(1,353,352)	(500,000)	853,352
Excess of Revenues and Other Financing Sources (Uses) Over (Under) Expenditures	\$ (3,143,033)	\$ (3,143,033)	\$ 75,995	\$ 3,219,028
Fund Balance - July 1, 2020			11,167,705	
Fund Balance - June 30, 2021			\$ 11,243,700	

NORTHERN TIOGA SCHOOL DISTRICT
REQUIRED SUPPLEMENTARY INFORMATION
SCHEDULE OF CHANGES IN THE TOTAL OPEB LIABILITY AND RELATED RATIOS - DISTRICT OPEB PLAN

	<u>2018</u>	<u>2019</u>	<u>2020</u>	<u>2021</u>
Total OPEB liability				
Service cost	\$ 165,067	\$ 164,275	\$ 150,597	\$ 149,154
Interest	69,119	90,580	84,369	96,539
Changes of benefit terms	-	694,341	-	-
Differences between expected and actual experience	-	(94,634)	-	36,750
Changes of assumptions or other inputs	28,186	(774,371)	(79,828)	290,172
Benefit payments	<u>(156,997)</u>	<u>(132,050)</u>	<u>(126,909)</u>	<u>(98,840)</u>
Net change in total OPEB liability	105,375	(51,859)	28,229	473,775
Total OPEB liability - beginning	<u>2,695,824</u>	<u>2,801,199</u>	<u>2,749,340</u>	<u>2,777,569</u>
Total OPEB liability - ending	<u>\$ 2,801,199</u>	<u>\$ 2,749,340</u>	<u>\$ 2,777,569</u>	<u>\$ 3,251,344</u>
Covered payroll	\$ 13,831,692	\$ 13,742,717	\$ 13,742,717	\$ 15,229,632
District's total OPEB liability as a percentage of covered payroll	20.25%	20.01%	20.21%	21.35%

Changes of Assumptions and Benefit Terms

- Effective 7/1/18: The discount rate changed from 3.13% to 2.98%
- Effective 7/1/19: The discount rate changed from 2.98% to 3.36%
- Effective 7/1/20: The discount rate changed from 3.36% to 1.86%
- Trend assumptions were updated. Election assumptions for Teacher and Administrators eligible for enhanced benefits decreased from 100% to 75%. Marriage assumption for retirees decreased from 30% to 20%
- Teachers and Administrators retired on or after July 1, 2018 may receive up to \$500 per month of District subsidy, less PSERS premium assistance, for up to 5 years.

In accordance with GASB Statement No. 75, this schedule has been prepared prospectively.
This schedule will accumulate each year until sufficient information to present a ten-year trend is available.

NORTHERN TIOGA SCHOOL DISTRICT
 REQUIRED SUPPLEMENTARY INFORMATION
 SCHEDULE OF THE DISTRICT'S PROPORTIONATE SHARE OF THE NET OPEB LIABILITY - PSERS PLAN - LAST 10 YEARS

	<u>2017</u>	<u>2018</u>	<u>2019</u>	<u>2020</u>	<u>2021</u>
District's proportion of the net pension liability	0.1094%	0.1093%	0.1100%	0.1056%	0.1088%
District's proportionate share of the PSERS OPEB liability	\$ 2,356,000	\$ 2,227,000	\$ 2,293,000	\$ 2,246,000	\$ 2,351,000
District's covered payroll	\$ 14,170,388	\$ 14,549,395	\$ 14,808,276	\$ 14,576,436	\$ 15,281,422
District's proportionate share of the PSERS OPEB liability as a percentage of its covered payroll	17%	15%	15%	15%	15%
Plan fiduciary net position as a percentage of the total PSERS OPEB liability	5%	6%	6%	6%	6%

The District adopted GASB 75 on a prospective basis; therefore, information is presented for those years only for which information is available.

NORTHERN TIOGA SCHOOL DISTRICT
 REQUIRED SUPPLEMENTARY INFORMATION
 SCHEDULE OF DISTRICT CONTRIBUTIONS FOR THE NET OPEB LIABILITY - PSERS PLAN - LAST 10 YEARS

	<u>2017</u>	<u>2018</u>	<u>2019</u>	<u>2020</u>	<u>2021</u>
Contractually required contribution	\$ 119,056	\$ 121,940	\$ 120,580	\$ 127,660	\$ 132,262
Contributions in relation to the contractually required contribution	(119,056)	(121,940)	(120,580)	(127,660)	(132,262)
Contribution deficiency (excess)	<u>\$ -</u>	<u>\$ -</u>	<u>\$ -</u>	<u>\$ -</u>	<u>\$ -</u>
District's covered payroll	\$ 14,549,395	\$ 14,808,276	\$ 14,576,436	\$ 15,281,422	\$ 15,650,914
Contributions as a percentage of covered payroll	1%	1%	1%	1%	1%

The District adopted GASB 75 on a prospective basis; therefore, information is presented for those years for which information is available.

The covered payroll amount has been revised from prior year presentation to reflect adjustments processed by PSERS.

NORTHERN TIOGA SCHOOL DISTRICT
 REQUIRED SUPPLEMENTARY INFORMATION
 SCHEDULE OF THE DISTRICT'S PROPORTIONATE SHARE OF THE NET PENSION LIABILITY - LAST 10 YEARS

	<u>2014</u>	<u>2015</u>	<u>2016</u>	<u>2017</u>	<u>2018</u>	<u>2019</u>	<u>2020</u>	<u>2021</u>
District's proportion of the net pension liability	0.1126%	0.1068%	0.1088%	0.1094%	0.1093%	0.1100%	0.1056%	0.1088%
District's proportionate share of the net pension liability	\$ 46,094,000	\$ 42,272,000	\$ 47,127,000	\$ 54,215,000	\$ 53,982,000	\$ 52,805,000	\$ 49,402,000	\$ 53,572,000
District's covered payroll	\$ 14,445,967	\$ 13,629,611	\$ 14,000,725	\$ 14,170,388	\$ 14,549,395	\$ 14,808,570	\$ 14,576,436	\$ 15,281,422
District's proportionate share of the net pension liability as a percentage of its covered payroll	319%	310%	337%	383%	371%	357%	339%	351%
Plan fiduciary net position as a percentage of the total pension liability	54%	57%	54%	50%	52%	54%	56%	54%

The District adopted GASB 68 on a prospective basis; therefore, information is presented for those years only for which information is available.

NORTHERN TIOGA SCHOOL DISTRICT
 REQUIRED SUPPLEMENTARY INFORMATION
 SCHEDULE OF DISTRICT CONTRIBUTIONS - PENSION PLAN - LAST 10 YEARS

	<u>2014</u>	<u>2015</u>	<u>2016</u>	<u>2017</u>	<u>2018</u>	<u>2019</u>	<u>2020</u>	<u>2021</u>
Contractually required contribution	\$ 2,180,738	\$ 2,808,709	\$ 3,541,327	\$ 4,188,476	\$ 4,663,089	\$ 4,736,051	\$ 5,083,586	\$ 5,266,857
Contributions in relation to the contractually required contribution	(2,180,738)	(2,808,709)	(3,541,327)	(4,188,476)	(4,663,089)	(4,736,051)	(5,083,586)	(5,266,857)
Contribution deficiency (excess)	<u>\$ -</u>	<u>\$ -</u>	<u>\$ -</u>	<u>\$ -</u>	<u>\$ -</u>	<u>\$ -</u>	<u>\$ -</u>	<u>\$ -</u>
District's covered payroll	\$ 13,629,611	\$ 14,000,725	\$ 14,170,388	\$ 14,549,395	\$ 14,808,276	\$ 14,576,436	\$ 15,281,422	\$ 15,650,914
Contributions as a percentage of covered payroll	16%	20%	25%	29%	31%	32.49%	33.27%	33.65%

The District adopted GASB 68 on a prospective basis; therefore, information is presented for those years for which information is available.

The covered payroll amount has been revised from prior year presentation to reflect adjustments processed by PSERS.

**OTHER SUPPLEMENTAL INFORMATION
(SINGLE AUDIT)**

NORTHERN TIOGA SCHOOL DISTRICT
SCHEDULE OF EXPENDITURES OF FEDERAL AWARDS
FOR THE YEAR ENDED JUNE 30, 2021

Federal Grantor/ Pass Through Grantor/ Program Title	Source Code	Federal AL Number	Pass Through Grantors' Number	Program or Award Amount	Grant Period Beginning/Ending Date	Total Received For Year	Accrued or (Deferred) Revenue July 1, 2020	Revenue Recognized	Expenditures	Accrued or (Deferred) Revenue June 30, 2021	Subrecipient Expenditures
U.S. DEPARTMENT OF EDUCATION											
Passed Through State Department of Education:											
Title I Grants to Local Educational Agencies	(I)	84.010	013-190301	545,083	19-20	\$ 155,718	\$ 158,889	\$ -	\$ -	\$ 3,171	\$ -
Title I Grants to Local Educational Agencies	(I)	84.010	013-200301	707,255	20-21	392,555	-	464,601	464,601	72,046	-
Total Title I Grants to Local Educational Agencies						548,273	158,889	464,601	464,601	75,217	-
Career and Technical Education - Basic Grants to States	(I)	84.048	380-190048	36,536	19-20	16,607	16,107	-	-	(500)	-
Career and Technical Education - Basic Grants to States	(I)	84.048	380-200048	39,195	20-21	21,379	-	38,675	38,675	17,296	-
Total Career and Technical Education - Basic Grants to States						37,986	16,107	38,675	38,675	16,796	-
Supporting Effective Instruction State Grants	(I)	84.367	020-190301	93,772	19-20	26,826	62,141	-	-	35,315	-
Supporting Effective Instruction State Grants	(I)	84.367	020-200301	96,724	20-21	91,327	-	96,724	96,724	5,397	-
Total Supporting Effective Instruction State Grants						118,153	62,141	96,724	96,724	40,712	-
Student Support and Academic Enrichment Program	(I)	84.424	144-190301	41,089	19-20	11,740	11,742	-	-	2	-
Student Support and Academic Enrichment Program	(I)	84.424	144-200301	40,882	20-21	34,593	-	43,689	43,689	9,096	-
Total Student Support and Academic Enrichment Program						46,333	11,742	43,689	43,689	9,098	-
COVID-19 Education Stabilization Fund (ESSER I)	(I)	84.425D	200-200301	442,750	20-21	442,750	-	458,900	458,900	16,150	-
COVID-19 Education Stabilization Fund (ESSER II)	(I)	84.425D	200-210301	2,589,413	20-24	124,005	-	2,184,591	2,184,591	2,060,586	-
COVID 19 Education Stabilization Fund (GEERs CEEG)	(I)	84.425C	253-200301	30,850	20-21	30,850	-	30,850	30,850	-	-
COVID-19 Education Stabilization Fund (aTISI GEER)	(I)	84.425C	254-200301	41,170	20-21	41,170	-	41,170	41,170	-	-
Total Education Stabilization Fund				3,104,183		638,775	-	2,715,511	2,715,511 *	2,076,736	-
Total State Department of Education				4,704,719		1,389,520	248,879	3,359,200	3,359,200	2,218,559	-
Passed Through Intermediate Units											
BLAST INTERMEDIATE UNIT #17											
Special Education Cluster:											
Special Education - Grants to States (IDEA B)	(I)	84.027	062-190017	413,116	19-20	413,116	413,116	-	-	-	-
Special Education - Grants to States (IDEA B)	(I)	84.027	062-200017	417,790	20-21	-	-	417,790	417,790	417,790	-
Special Education - Grants to States (IDEA 619)	(I)	84.173	131-190017	2,298	19-20	2,298	2,298	-	-	-	-
Special Education - Grants to States (IDEA 619)	(I)	84.173	131-200017	4,524	20-21	-	-	4,524	4,524	4,524	-
LANCASTER-LEBANON INTERMEDIATE UNIT #13											
Special Education-Grants to States Cluster:											
Special Education - Grants to States (IDEA B)	(I)	84.027	062-21-0033	8,000	20-21	4,000	-	396	396	(3,604)	-
Passed Through State Department of Education											
COVID-19 Special Education - Grants to States (IDEA B, SECIM)	(I)	84.027	252-200301	14,815	20-21	4,938	-	14,815	14,815	9,877	-
Total Special Education Cluster				860,543		424,352	415,414	437,525	437,525	428,587	-
TOTAL DEPARTMENT OF EDUCATION				5,565,262		1,813,872	664,293	3,796,725	3,796,725	2,647,146	-
U.S. DEPARTMENT OF HEALTH AND HUMAN SERVICES											
Passed Through State Department of Human Services											
Medical Assistance	(I)	93.778		5,621	19-20	5,621	-	5,621	5,621	-	-
Medical Assistance	(I)	93.778		13,505	20-21	13,505	-	13,505	13,505	-	-
Total Medicaid Cluster				19,126		19,126	-	19,126	19,126	-	-
Total State Department of Human Services				19,126		19,126	-	19,126	19,126	-	-
TOTAL DEPARTMENT OF HEALTH AND HUMAN SERVICES				19,126		19,126	-	19,126	19,126	-	-

See notes to Schedule of Expenditures of Federal Awards which are an integral part of this statement.

NORTHERN TIOGA SCHOOL DISTRICT
SCHEDULE OF EXPENDITURES OF FEDERAL AWARDS (CONTINUED)
FOR THE YEAR ENDED JUNE 30, 2021

Federal Grantor/ Pass Through Grantor/ Program Title	Source Code	Federal AL Number	Pass Through Grantors' Number	Program or Award Amount	Grant Period Beginning/Ending Date	Total Received For Year	Accrued Or (Deferred) Revenue July 1, 2020	Revenue Recognized	Expenditures	Accrued Or (Deferred) Revenue June 30, 2021	Subrecipient Expenditures
U.S. DEPARTMENT OF AGRICULTURE											
Passed Through State Department of Education:											
Child Nutrition Cluster:											
School Breakfast Program	(I)	10.553	367	N/A	19-20	-	-	-	-	-	-
School Breakfast Program	(I)	10.553	367	N/A	20-21	7,303	-	7,303	7,303	-	-
National School Lunch Program	(I)	10.555	362	N/A	19-20	-	-	-	-	-	-
National School Lunch Program	(I)	10.555	362	N/A	20-21	20,210	-	20,210	20,210	-	-
Summer Food Service Program for Children	(I)	10.559	264	N/A	19-20	208,920	208,920	-	-	-	-
Summer Food Service Program for Children	(I)	10.559	264	N/A	20-21	1,071,237	-	1,299,487	1,299,487	228,250	-
Total State Department of Education						<u>1,307,670</u>	<u>208,920</u>	<u>1,327,000</u>	<u>1,327,000</u>	<u>228,250</u>	<u>-</u>
PASSED THROUGH STATE DEPARTMENT OF AGRICULTURE:											
Child Nutrition Cluster:											
National School Lunch Program	(I)	10.555	N/A	N/A	16-17	97,022	-	97,022	97,022	-	-
Total State Department of Agriculture						(A) <u>97,022</u>	(B) <u>-</u>	<u>97,022</u>	(C) <u>97,022</u>	(D) <u>-</u>	<u>-</u>
Total Child Nutrition Cluster						<u>1,404,692</u>	<u>208,920</u>	<u>1,424,022</u>	<u>1,424,022</u>	<u>228,250</u>	<u>-</u>
TOTAL DEPARTMENT OF AGRICULTURE						<u>1,404,692</u>	<u>208,920</u>	<u>1,424,022</u>	<u>1,424,022</u>	<u>228,250</u>	<u>-</u>
TOTAL EXPENDITURES OF FEDERAL AWARDS				<u>\$ 5,584,388</u>		<u>\$ 3,237,690</u>	<u>\$ 873,213</u>	<u>\$ 5,239,873</u>	<u>\$ 5,239,873</u>	<u>\$ 2,875,396</u>	<u>\$ -</u>

Source Code Legend:

(I) - Indicates indirect funding

* Denotes tested as a major program

Other Code Legend

(A) Indicates total commodities received.

(B) Indicates beginning commodity inventory.

(C) Indicates commodities used.

(D) Indicates ending commodity inventory.

NORTHERN TIOGA SCHOOL DISTRICT
NOTES TO SCHEDULE OF EXPENDITURES OF FEDERAL AWARDS
YEAR ENDED JUNE 30, 2022

NOTE 1: REPORTING ENTITY

Northern Tioga School District (the "District") is the reporting entity for financial reporting purposes as defined in Note 1A to the District's basic financial statements. For purposes of preparing the schedules of expenditures of federal awards, the District's reporting entity is the same that was used for financial reporting.

NOTE 2: BASIS OF ACCOUNTING

The accompanying Schedule of Expenditures of Federal Awards includes the grant activity of the District and is presented using the accrual basis of accounting, which is described in Note 1C to the District's basic financial statements. The District did not use the 10% de minimis indirect cost rate.

NOTE 3: RISK-BASED AUDIT APPROACH

The 2021 threshold for determining Type A and Type B programs is \$750,000.

The following program was audited as major:

- Education Stabilization Fund, AL #84.425

The amount expended under the program audited as a major federal program for the year ended June 30, 2021, totaled \$2,715,511 or 51.82% of total federal awards expended.

NOTE 4: MEDICAL ASSISTANCE

Access reimbursement received under AL #93.778, Revenue Code 8810 are classified as fee-for-service revenues and are not recognized as federal awards for the purpose of the Schedule of Expenditures of Federal Awards.



Zelenkofske Axlerod LLC

CERTIFIED PUBLIC ACCOUNTANTS

EXPERIENCE | EXPERTISE | ACCOUNTABILITY

REPORT ON INTERNAL CONTROL OVER FINANCIAL REPORTING AND ON COMPLIANCE AND
OTHER MATTERS BASED ON AN AUDIT OF FINANCIAL STATEMENTS
PERFORMED IN ACCORDANCE WITH GOVERNMENT AUDITING STANDARDS

INDEPENDENT AUDITOR'S REPORT

Board of School Directors
Northern Tioga School District
Elkland, Pennsylvania

We have audited, in accordance with the auditing standards generally accepted in the United States of America and the standards applicable to financial audits contained in *Government Auditing Standards* issued by the Comptroller General of the United States, the financial statements of the governmental activities, the business-type activities, each major fund, and the aggregate remaining fund information of the Northern Tioga School District (the "District"), as of and for the year ended June 30, 2021, and the related notes to the financial statements, which collectively comprise the District's basic financial statements and have issued our report thereon dated February 10, 2022.

Internal Control Over Financial Reporting

In planning and performing our audit of the financial statements, we considered the District's internal control over financial reporting (internal control) as a basis for designing the audit procedures that are appropriate in the circumstances for the purpose of expressing our opinions on the financial statements, but not for the purpose of expressing an opinion on the effectiveness of the District's internal control. Accordingly, we do not express an opinion on the effectiveness of the District's internal control.

A deficiency in internal control exists when the design or operation of a control does not allow management or employees, in the normal course of performing their assigned functions, to prevent, or detect and correct, misstatements on a timely basis. A material weakness is a deficiency, or a combination of deficiencies, in internal control such that there is a reasonable possibility that a material misstatement of the entity's financial statements will not be prevented, or detected and corrected on a timely basis. A significant deficiency is a deficiency, or combination of deficiencies, in internal control that is less severe than a material weakness, yet, important enough to merit attention by those charged with governance.

Our consideration of internal control was for the limited purpose described in the first paragraph of this section and was not designed to identify all deficiencies in internal control over financial reporting that might be material weaknesses or significant deficiencies. Given these limitations, during our audit we did not identify any deficiencies in internal control over financial reporting that we consider to be material weaknesses. However, material weaknesses may exist that have not been identified.

Compliance and Other Matters

As part of obtaining reasonable assurance about whether the District's financial statements are free from material misstatement, we performed tests of its compliance with certain provisions of laws, regulations, contracts, and grant agreements, noncompliance with which could have a direct and material effect on the financial statements. However, providing an opinion on compliance with those provisions was not an objective of our audit, and accordingly, we do not express such an opinion. The results of our tests disclosed no instances of noncompliance or other matters that are required to be reported under *Government Auditing Standards*.



Zelenkofske Axelrod LLC

CERTIFIED PUBLIC ACCOUNTANTS

EXPERIENCE | EXPERTISE | ACCOUNTABILITY

Board of School Directors
Northern Tioga School District

Purpose of this Report

The purpose of this report is solely to describe the scope of our testing of internal control and compliance and the results of that testing, and not to provide an opinion on the effectiveness of the entity's internal control or on compliance. This report is an integral part of an audit performed in accordance with *Government Auditing Standards* in considering the entity's internal control and compliance. Accordingly, this communication is not suitable for any other purpose.

Zelenkofske Axelrod LLC

ZELENKOFKSKE AXELROD LLC

Harrisburg, Pennsylvania
February 10, 2022



Zelenkofske Axelrod LLC

CERTIFIED PUBLIC ACCOUNTANTS

EXPERIENCE | EXPERTISE | ACCOUNTABILITY

REPORT ON COMPLIANCE FOR EACH MAJOR FEDERAL PROGRAM AND ON INTERNAL CONTROL OVER COMPLIANCE IN ACCORDANCE WITH THE UNIFORM GUIDANCE

INDEPENDENT AUDITOR'S REPORT

Board of School Directors
Northern Tioga School District
Elkland, Pennsylvania

Report on Compliance for Each Major Federal Program

We have audited the Northern Tioga School District's (the "District") compliance with the types of compliance requirements described in the *OMB Compliance Supplement* that could have a direct and material effect on the District's major federal program for the year ended June 30, 2021. The District's major federal program is identified in the summary of auditor's results section of the accompanying schedule of findings and questioned costs.

Management's Responsibility

Management is responsible for compliance with the federal statutes, regulations, and the terms and conditions of its federal awards applicable to its federal programs.

Auditor's Responsibility

Our responsibility is to express an opinion on compliance for each of the District's major federal program based on our audit of the types of compliance requirements referred to above. We conducted our audit of compliance in accordance with auditing standards generally accepted in the United States of America; the standards applicable to financial audits contained in *Government Auditing Standards*, issued by the Comptroller General of the United States; and the audit requirements of Title 2 U.S. *Code of Federal Regulations* Part 200, *Uniform Administrative Requirements, Cost Principles, and Audit Requirements for Federal Awards* (Uniform Guidance). Those standards and the Uniform Guidance require that we plan and perform the audit to obtain reasonable assurance about whether noncompliance with the types of compliance requirements referred to above that could have a direct and material effect on a major federal program occurred. An audit includes examining, on a test basis, evidence about the District's compliance with those requirements and performing such other procedures as we considered necessary in the circumstances.

We believe that our audit provides a reasonable basis for our opinion on compliance for the major federal program. However, our audit does not provide a legal determination of the District's compliance.

Opinion on Major Federal Program

In our opinion, the District complied, in all material respects, with the types of compliance requirements referred to above that could have a direct and material effect on its major federal program for the year ended June 30, 2021.



Zelenkofske Axlerod LLC

CERTIFIED PUBLIC ACCOUNTANTS

EXPERIENCE | EXPERTISE | ACCOUNTABILITY

Board of School Directors
Northern Tioga School District

Report on Internal Control over Compliance

Management of the District is responsible for establishing and maintaining effective internal control over compliance with the types of compliance requirements referred to above. In planning and performing our audit of compliance, we considered the District's internal control over compliance with the types of requirements that could have a direct and material effect on the major federal program to determine the auditing procedures that are appropriate in the circumstances for the purpose of expressing an opinion on compliance for the major federal program and to test and report on internal control over compliance in accordance with the Uniform Guidance, but not for the purpose of expressing an opinion on the effectiveness of internal control over compliance. Accordingly, we do not express an opinion on the effectiveness of the District's internal control over compliance.

A deficiency in internal control over compliance exists when the design or operation of a control over compliance does not allow management or employees, in the normal course of performing their assigned functions, to prevent, or detect and correct, noncompliance with a type of compliance requirement of a federal program on a timely basis. *A material weakness in internal control over compliance* is a deficiency, or combination of deficiencies, in internal control over compliance, such that there is a reasonable possibility that material noncompliance with a type of compliance requirement of a federal program will not be prevented, or detected and corrected, on a timely basis. *A significant deficiency in internal control over compliance* is a deficiency, or a combination of deficiencies, in internal control over compliance with a type of compliance requirement of a federal program that is less severe than a material weakness in internal control over compliance, yet important enough to merit the attention of those charged with governance.

Our consideration of internal control over compliance was for the limited purpose described in the first paragraph of this section and was not designed to identify all deficiencies in internal control over compliance that might be material weaknesses or significant deficiencies. We did not identify any deficiencies in internal control over compliance that we consider to be material weaknesses. However, material weaknesses may exist that have not been identified.

The purpose of this report on internal control over compliance is solely to describe the scope of our testing of internal control over compliance and the results of that testing based on the requirements of the Uniform Guidance. Accordingly, this report is not suitable for any other purpose.

Zelenkofske Axlerod LLC

ZELENKOFKSKE AXELROD LLC

Harrisburg, Pennsylvania
February 10, 2022

NORTHERN TIOGA SCHOOL DISTRICT
SCHEDULE OF FINDINGS AND QUESTIONED COSTS
FOR THE YEAR ENDED JUNE 30, 2021

SECTION I – SUMMARY OF AUDITOR’S RESULTS:

Financial Statements

Type of auditor’s report issued: Unmodified

Internal control over financial reporting:

- Material weakness(es) identified? ___ yes X no
- Significant Deficiency(s) identified that are not considered to be material weaknesses?
___ yes X none reported

Noncompliance material to financial statements noted? ___ yes X no

Federal Awards

Internal control over major programs:

- Material weakness(es) identified? ___ yes X no
- Significant Deficiency(s) identified that are not considered to be material weaknesses?
___ yes X none reported

Type of auditor’s report issued on compliance for major programs: Unmodified

Any audit findings disclosed that are required to be reported in accordance with 2 CFR 200.516(a)? ___ yes X no

Identification of major programs:

<u>AL Number(s)</u>	<u>Name of Federal Program or Cluster</u>
84.425	Education Stabilization Fund

Dollar threshold used to distinguish between Type A and Type B programs: \$750,000

Auditee qualified as low-risk auditee? X yes ___ no

NORTHERN TIOGA SCHOOL DISTRICT
SCHEDULE OF FINDINGS AND QUESTIONED COSTS (CONTINUED)
FOR THE YEAR ENDED JUNE 30, 2021

SECTION II – FINANCIAL STATEMENT FINDINGS

None noted.

SECTION III – FEDERAL AWARD FINDINGS

None noted.

NORTHERN TIOGA SCHOOL DISTRICT
SUMMARY SCHEDULE OF PRIOR AUDIT FINDINGS
FOR THE YEAR ENDED JUNE 30, 2021

<u>Program</u>	<u>Prior Year Finding</u>	<u>Description</u>	<u>Current Year Status</u>
None noted.			