

LEA Name : Northern Tioga SD  
Address : 110 Ellison Road  
Elkland , PA 16920

County : Tioga  
AUN Number : 117596003  
LEA Type : SD

## Annual Financial Report Accuracy Certification Statement

For Fiscal Year Ending

**6/30/2023**

Pennsylvania Department of Education


&

Office of Comptroller Operations


PDE-2056: Intermediate Unit

PDE-2057: School District, AVTS/CTC, Charter School,  
and Special Program Jointure

**CERTIFICATION: By signing this page I agree that the electronic data submitted is a complete and accurate statement of the financial operations and status of the local education agency for the fiscal year. It has been prepared in accordance with generally accepted accounting principles and established Commonwealth of PA reporting guidelines.**

  
\_\_\_\_\_  
Chief School Administrator Signature

11/8/23  
\_\_\_\_\_  
Date

  
\_\_\_\_\_  
Board Secretary Signature

11/8/23  
\_\_\_\_\_  
Date

Kathy S VanSchaick

\_\_\_\_\_  
Contact Person

kathy.vanschaick@ntiogasd.org

\_\_\_\_\_  
Contact Person E-mail Address

(814)258-5644

Ext :1020

\_\_\_\_\_  
Contact Person Telephone Number

(814)258-7876

\_\_\_\_\_  
Contact Person Fax Number

**Audit Certification**  
**Annual Financial Report:**  
For Fiscal Year Ending **6/30/2023**  
**(Pursuant to PA School Code Section 218(b))**


LEA Name : Northern Tioga SD  
AUN Number : 117596003  
County : Tioga

<b>Audit Certification Due:</b> 12/31/2023
---

**This certification is applicable to the Annual Financial Report data submitted through the Consolidated Financial Reporting System (CFRS).**

CERTIFICATION: By signing this page I agree that the financial statements of the school have been properly audited as noted above pursuant to Article XXIV, and in the auditor's professional opinion, the Annual Financial Report (PDE-2057) submitted through CFRS is materially consistent with the audited financial statements.

**Chief School Administrator**

  
\_\_\_\_\_  
Signature

11/8/23  
\_\_\_\_\_  
Date

**Board Secretary**

  
\_\_\_\_\_  
Signature

11/8/23  
\_\_\_\_\_  
Date

Kathy S VanSchaick

\_\_\_\_\_  
Contact Person

kathy.vanschaick@ntiogasd.org

\_\_\_\_\_  
Contact Person E-mail Address

(814)258-5644

Ext :1020

\_\_\_\_\_  
Contact Person Telephone Number

(814)258-7876

\_\_\_\_\_  
Contact Person Fax Number

<u>Val Number</u>	<u>Description</u>	<u>Justification</u>
41162	Expenditure Detail, Salaries (Object 100) and Benefits (Object 200 series): Amounts must be entered for both Salaries and Benefits.  Please verify following fund and function codes: Fund 10 Function 2310;	This is accident insurance purchased by Board members through PSBA
42420	Expenditure Detail: Total current year 2700-513 expenditure varies from prior year by 10%. Correct the data or enter a justification.  2700-513, AFR Exp Detail: \$2,283,482.56 2700-513, PY AFR Amount: \$2,017,469.01	This amount is correct. Increase is due to after school program.
50410	SESS - 2140 Psychological Services: SESS Schedule amounts for Special Education vary from prior year by 40% or more. Correct the data or enter a justification.  SESS Schedule 2140: \$300,120.49 Prior Year SESS Schedule 2140: \$208,547.86	The district hired an additional school psychologist
50450	SESS - 2350 Legal and Accounting Services: SESS Schedule amounts for Special Education vary from prior year by 40% or more. Correct the data or enter a justification.  SESS Schedule 2350: \$36,826.82 Prior Year SESS Schedule 2350: \$17,240.98	This is the correct amount. The district had a legal case which involved the use of special counsel.

Amounts Expressed in Whole Dollars

	<u>General Fund</u> <u>(10)</u>	<u>Student Sponsored</u> <u>Activity Fund</u> <u>(21)</u>	<u>Public Purpose Trust</u> <u>(27)</u>	<u>Other Compt Approved</u> <u>(28)</u>	<u>Athletic / Activity</u> <u>(29)</u>
<b>Assets And Deferred Outflows Of Resources</b>					
<b>Assets</b>					
0100 Cash and Cash Equivalents	14,270,420	292,140	738,208		
0110 Investments	1,661,732		543,938		
0120 Taxes Receivable	1,198,893				
0130 Due From Other Funds	179,613				
0141 Due From Other Governments					
0142 State Revenue Receivable	1,503,896				
0143 Federal Revenue Receivable	2,325,058				
0145 Other Intergovernmental Revenue Receivable					
0146 Due from Primary Government					
0147 Due from Component Unit					
0150 Other Receivables	369,846				
0170 Inventories					
0180 Prepaid Expenses (Expenditures)	94,500				
0190 Other Current Assets					
<b>Total Assets</b>	<b>\$21,603,958</b>	<b>\$292,140</b>	<b>\$1,282,146</b>		
0910 Deferred Outflows of Resources					
<b>Total Assets And Deferred Outflows Of Resources</b>	<b>\$21,603,958</b>	<b>\$292,140</b>	<b>\$1,282,146</b>		

Amounts Expressed in Whole Dollars

	<u>Capital Reserve (690.</u> <u>1850)</u> <u>(31)</u>	<u>Capital Reserve (1431)</u> <u>(32)</u>	<u>Other Capital Projects</u> <u>Fund</u> <u>(39)</u>	<u>Debt Service</u> <u>(40)</u>	<u>Permanent</u> <u>(90)</u>
<b>Assets And Deferred Outflows Of Resources</b>					
<b>Assets</b>					
0100 Cash and Cash Equivalents		1,974,061	11,673		
0110 Investments		3,606,267			
0120 Taxes Receivable					
0130 Due From Other Funds					
0141 Due From Other Governments					
0142 State Revenue Receivable					
0143 Federal Revenue Receivable					
0145 Other Intergovernmental Revenue Receivable					
0146 Due from Primary Government					
0147 Due from Component Unit					
0150 Other Receivables					
0170 Inventories					
0180 Prepaid Expenses (Expenditures)					
0190 Other Current Assets					
<b>Total Assets</b>		<b>\$5,580,328</b>	<b>\$11,673</b>		
0910 Deferred Outflows of Resources					
<b>Total Assets And Deferred Outflows Of Resources</b>		<b>\$5,580,328</b>	<b>\$11,673</b>		

Amounts Expressed in Whole Dollars	<u>Total Governmental Funds</u>
<b>Assets And Deferred Outflows Of Resources</b>	
<b>Assets</b>	
0100 Cash and Cash Equivalents	17,286,502
0110 Investments	5,811,937
0120 Taxes Receivable	1,198,893
0130 Due From Other Funds	179,613
0141 Due From Other Governments	
0142 State Revenue Receivable	1,503,896
0143 Federal Revenue Receivable	2,325,058
0145 Other Intergovernmental Revenue Receivable	
0146 Due from Primary Government	
0147 Due from Component Unit	
0150 Other Receivables	369,846
0170 Inventories	
0180 Prepaid Expenses (Expenditures)	94,500
0190 Other Current Assets	
<b>Total Assets</b>	<b>\$28,770,245</b>
0910 Deferred Outflows of Resources	
<b>Total Assets And Deferred Outflows Of Resources</b>	<b>\$28,770,245</b>

Amounts Expressed in Whole Dollars

	<u>General Fund</u> <u>(10)</u>	<u>Student Sponsored</u> <u>Activity Fund</u> <u>(21)</u>	<u>Public Purpose Trust</u> <u>(27)</u>	<u>Other Compt Approved</u> <u>(28)</u>	<u>Athletic / Activity</u> <u>(29)</u>
<b>Liabilities And Deferred Inflows Of Resources And Fund Balances</b>					
<b>Liabilities</b>					
0400 Due to Other Funds					
0411 Due to Other Governments					
0412 Due to Primary Government					
0413 Due to Component Unit					
0420 Accounts Payable	1,631,412		15,076		
0430 Contracts Payable					
0440 Current Portion of Long-Term Debt	283,523				
0450 Short-Term Payables					
0461 Accrued Salaries and Benefits	2,743,242				
0462 Payroll Deductions and Withholding	1,647,695				
0480 Unearned Revenues					
0490 Other Current Liabilities					
<b>Total Liabilities</b>	<b>\$6,305,872</b>		<b>\$15,076</b>		
0950 Deferred Inflows of Resources	1,029,196				
<b>Fund Balances</b>					
0810 Nonspendable Fund Balance					
0820 Restricted Fund Balance		292,140	1,267,070		
0830 Committed Fund Balance					
0840 Assigned Fund Balance	11,142,465				
0850 Unassigned Fund Balance	3,126,425				
<b>Total Fund Balances</b>	<b>\$14,268,890</b>	<b>\$292,140</b>	<b>\$1,267,070</b>		
<b>Total Liabilities, Deferred Inflows Of Resources And Fund Balances</b>	<b>\$21,603,958</b>	<b>\$292,140</b>	<b>\$1,282,146</b>		

Amounts Expressed in Whole Dollars

<u>Capital Reserve (690.</u>	<u>Capital Reserve (1431)</u>	<u>Other Capital Projects</u>	<u>Debt Service</u>	<u>Permanent</u>
<u>1850)</u>	<u>(32)</u>	<u>Fund</u>	<u>(40)</u>	<u>(90)</u>
<u>(31)</u>		<u>(39)</u>		

**Liabilities And Deferred Inflows Of Resources And Fund Balances**

**Liabilities**

0400 Due to Other Funds		
0411 Due to Other Governments		
0412 Due to Primary Government		
0413 Due to Component Unit		
0420 Accounts Payable	125,547	
0430 Contracts Payable		
0440 Current Portion of Long-Term Debt		
0450 Short-Term Payables		
0461 Accrued Salaries and Benefits		
0462 Payroll Deductions and Withholding		
0480 Unearned Revenues		
0490 Other Current Liabilities		

<b>Total Liabilities</b>	<b>\$125,547</b>	
--------------------------	------------------	--

0950 Deferred Inflows of Resources

**Fund Balances**

0810 Nonspendable Fund Balance		
0820 Restricted Fund Balance	5,454,781	11,673
0830 Committed Fund Balance		
0840 Assigned Fund Balance		
0850 Unassigned Fund Balance		

<b>Total Fund Balances</b>	<b>\$5,454,781</b>	<b>\$11,673</b>
----------------------------	--------------------	-----------------

<b>Total Liabilities, Deferred Inflows Of Resources And Fund Balances</b>	<b>\$5,580,328</b>	<b>\$11,673</b>
---	--------------------	-----------------



Amounts Expressed in Whole Dollars

**Total Governmental Funds**

**Liabilities And Deferred Inflows Of Resources And Fund Balances**

**Liabilities**

0400 Due to Other Funds	
0411 Due to Other Governments	
0412 Due to Primary Government	
0413 Due to Component Unit	
0420 Accounts Payable	1,772,035
0430 Contracts Payable	
0440 Current Portion of Long-Term Debt	283,523
0450 Short-Term Payables	
0461 Accrued Salaries and Benefits	2,743,242
0462 Payroll Deductions and Withholding	1,647,695
0480 Unearned Revenues	
0490 Other Current Liabilities	

**Total Liabilities \$6,446,495**

0950 Deferred Inflows of Resources	1,029,196
------------------------------------	-----------

**Fund Balances**

0810 Nonspendable Fund Balance	
0820 Restricted Fund Balance	7,025,664
0830 Committed Fund Balance	
0840 Assigned Fund Balance	11,142,465
0850 Unassigned Fund Balance	3,126,425

**Total Fund Balances \$21,294,554**

**Total Liabilities, Deferred Inflows Of Resources And Fund Balances \$28,770,245**

Amounts Expressed in Whole Dollars	<u>General Fund</u> <u>(10)</u>	<u>Student Sponsored</u> <u>Activity Fund</u> <u>(21)</u>	<u>Public Purpose Trust</u> <u>(27)</u>	<u>Other Compt Approved</u> <u>(28)</u>	<u>Athletic / Activity</u> <u>(29)</u>
<b>Revenues</b>					
6000 Revenue from Local Sources	14,101,501	460,242	102,059		
7000 Revenue from State Sources	24,146,102				
8000 Revenue from Federal Sources	4,114,437				
<b>Total Revenues</b>	<b>\$42,362,040</b>	<b>\$460,242</b>	<b>\$102,059</b>		
<b>Expenditures</b>					
1000 Instruction	23,295,919				
2000 Support Services	11,848,864				
3000 Operation of Non-Instructional Services	792,760	489,097	28,419		
4000 Facilities Acquisition, Construction and Improvement Services	2,904,348				
5110 Debt Service	1,589,865				
5130 Refund of Prior Year Revenues / Receipts	9,240				
5140 Leases and Other Right-to-Use Arrangements					
<b>Total Expenditures</b>	<b>\$40,440,996</b>	<b>\$489,097</b>	<b>\$28,419</b>		
<b>Excess (Deficiency) Of Revenues Over Expenditures</b>	<b>\$1,921,044</b>	<b>(\$28,855)</b>	<b>\$73,640</b>		
<b>Other Financing Sources (Uses)</b>					
9110 Face Value of Bonds Issued					
9120 Proceeds from Refunding of Bonds					
9130 Bond Premiums					
9200 Proceeds from Extended Term Financing, Leases, and Other Right-to-Use Arrangements					
9300 Interfund Transfers - IN					
9400 Sale of or Compensation for Loss of Fixed Assets					
9710 Transfers from Component Units					
9720 Transfers from Primary Governments					
9910 Other Financing Sources Not Listed in the 9000 Series					
9990 Insurance Recoveries					
5120 Debt Service – Refunded Bonds					
5150 Bond Discounts					
5200 Interfund Transfers – Out	500,000				
5300 Transfers Out to Component Units/Primary Governments					
<b>Total Other Financing Sources (Uses)</b>	<b>(\$500,000)</b>				

Amounts Expressed in Whole Dollars	<u>Capital Reserve (690.1850)</u> <u>(31)</u>	<u>Capital Reserve (1431)</u> <u>(32)</u>	<u>Other Capital Projects</u> <u>Fund</u> <u>(39)</u>	<u>Debt Service</u> <u>(40)</u>	<u>Permanent</u> <u>(90)</u>
<b>Revenues</b>					
6000 Revenue from Local Sources		123,147	11,652		
7000 Revenue from State Sources					
8000 Revenue from Federal Sources					
<b>Total Revenues</b>		<b>\$123,147</b>	<b>\$11,652</b>		
<b>Expenditures</b>					
1000 Instruction					
2000 Support Services		2,839			
3000 Operation of Non-Instructional Services					
4000 Facilities Acquisition, Construction and Improvement Services		125,547			
5110 Debt Service		186,000			
5130 Refund of Prior Year Revenues / Receipts					
5140 Leases and Other Right-to-Use Arrangements					
<b>Total Expenditures</b>		<b>\$314,386</b>			
<b>Excess (Deficiency) Of Revenues Over Expenditures</b>		<b>(\$191,239)</b>	<b>\$11,652</b>		
<b>Other Financing Sources (Uses)</b>					
9110 Face Value of Bonds Issued					
9120 Proceeds from Refunding of Bonds					
9130 Bond Premiums					
9200 Proceeds from Extended Term Financing, Leases, and Other Right-to-Use Arrangements					
9300 Interfund Transfers - IN		500,000			
9400 Sale of or Compensation for Loss of Fixed Assets					
9710 Transfers from Component Units					
9720 Transfers from Primary Governments					
9910 Other Financing Sources Not Listed in the 9000 Series					
9990 Insurance Recoveries					
5120 Debt Service – Refunded Bonds					
5150 Bond Discounts					
5200 Interfund Transfers – Out					
5300 Transfers Out to Component Units/Primary Governments					
<b>Total Other Financing Sources (Uses)</b>		<b>\$500,000</b>			

Amounts Expressed in Whole Dollars	<u>Total Governmental Funds</u>
<b>Revenues</b>	
6000 Revenue from Local Sources	14,798,601
7000 Revenue from State Sources	24,146,102
8000 Revenue from Federal Sources	4,114,437
<b>Total Revenues</b>	<b>\$43,059,140</b>
<b>Expenditures</b>	
1000 Instruction	23,295,919
2000 Support Services	11,851,703
3000 Operation of Non-Instructional Services	1,310,276
4000 Facilities Acquisition, Construction and Improvement Services	3,029,895
5110 Debt Service	1,775,865
5130 Refund of Prior Year Revenues / Receipts	9,240
5140 Leases and Other Right-to-Use Arrangements	
<b>Total Expenditures</b>	<b>\$41,272,898</b>
<b>Excess (Deficiency) Of Revenues Over Expenditures</b>	<b>\$1,786,242</b>
<b>Other Financing Sources (Uses)</b>	
9110 Face Value of Bonds Issued	
9120 Proceeds from Refunding of Bonds	
9130 Bond Premiums	
9200 Proceeds from Extended Term Financing, Leases, and Other Right-to-Use Arrangements	
9300 Interfund Transfers - IN	500,000
9400 Sale of or Compensation for Loss of Fixed Assets	
9710 Transfers from Component Units	
9720 Transfers from Primary Governments	
9910 Other Financing Sources Not Listed in the 9000 Series	
9990 Insurance Recoveries	
5120 Debt Service – Refunded Bonds	
5150 Bond Discounts	
5200 Interfund Transfers – Out	500,000
5300 Transfers Out to Component Units/Primary Governments	
<b>Total Other Financing Sources (Uses)</b>	<b>\$0</b>

Amounts Expressed in Whole Dollars	<u>General Fund</u> <u>(10)</u>	<u>Student Sponsored</u> <u>Activity Fund</u> <u>(21)</u>	<u>Public Purpose Trust</u> <u>(27)</u>	<u>Other Compt Approved</u> <u>(28)</u>	<u>Athletic / Activity</u> <u>(29)</u>
<b>Special And Extraordinary Items</b>					
9920 Special Items – Gains					
9930 Extraordinary Items – Gains					
5520 Special Items – Losses					
5530 Extraordinary Items – Losses					
<b>Net Change In Fund Balances</b>	<b>\$1,421,044</b>	<b>(\$28,855)</b>	<b>\$73,640</b>		
<b>Fund Balance</b>					
0001 Fund Balance - Beginning of Fiscal Year	12,847,847	320,995	1,193,430		
<b>Fund Balance - End Of Year</b>	<b>\$14,268,891</b>	<b>\$292,140</b>	<b>\$1,267,070</b>		

Amounts Expressed in Whole Dollars	<u>Capital Reserve (690.</u> <u>1850)</u> <u>(31)</u>	<u>Capital Reserve (1431)</u> <u>(32)</u>	<u>Other Capital Projects</u> <u>Fund</u> <u>(39)</u>	<u>Debt Service</u> <u>(40)</u>	<u>Permanent</u> <u>(90)</u>
<b>Special And Extraordinary Items</b>					
9920 Special Items – Gains					
9930 Extraordinary Items – Gains					
5520 Special Items – Losses					
5530 Extraordinary Items – Losses					
<b>Net Change In Fund Balances</b>		<b>\$308,761</b>	<b>\$11,652</b>		
<b>Fund Balance</b>					
0001 Fund Balance - Beginning of Fiscal Year		5,146,021	21		
<b>Fund Balance - End Of Year</b>		<b>\$5,454,782</b>	<b>\$11,673</b>		

Amounts Expressed in Whole Dollars	<u>Total Governmental Funds</u>
<b>Special And Extraordinary Items</b>	
9920 Special Items – Gains	
9930 Extraordinary Items – Gains	
5520 Special Items – Losses	
5530 Extraordinary Items – Losses	
<b>Net Change In Fund Balances</b>	<b>\$1,786,242</b>
<b>Fund Balance</b>	
0001 Fund Balance - Beginning of Fiscal Year	19,508,314
<b>Fund Balance - End Of Year</b>	<b>\$21,294,556</b>

Amounts Expressed in Whole Dollars	<u>Food Service</u> <u>(51)</u>	<u>Child Care</u> <u>Operations</u> <u>(52)</u>	<u>Other Enterprise</u> <u>(58)</u>	<u>TOTAL</u>	<u>Internal Service</u> <u>(60)</u>
<b>Assets And Deferred Outflows Of Resources</b>					
<b>Current Assets</b>					
0100 Cash and Cash Equivalents	783,420			783,420	
0110 Investments					
0130 Due From Other Funds					
0141 Due From Other Governments					
0142 State Revenue Receivable	17,078			17,078	
0143 Federal Revenue Receivable	235,659			235,659	
0146 Due from Primary Government					
0147 Due from Component Unit					
0150 Other Receivables					
0170 Inventories	46,913			46,913	
0180 Prepaid Expenses (Expenditures)					
0190 Other Current Assets					
<b>Total Current Assets</b>	<b>\$1,083,070</b>			<b>\$1,083,070</b>	
<b>Noncurrent Assets</b>					
0211 Land					
0212 Site Improvements (Net)					
0220 Buildings and Building Improvements (Net)					
0230 Tangible Property and Intangible Right-To-Use Assets (Net)	203,353			203,353	
0250 Construction in Progress					
0260 Long Term Prepayments					
0290 Other Noncurrent Assets					
<b>Total Noncurrent Assets</b>	<b>\$203,353</b>			<b>\$203,353</b>	
0910 Deferred Outflows of Resources					
<b>Total Assets And Deferred Outflows Of Resources</b>	<b>\$1,286,423</b>			<b>\$1,286,423</b>	



Amounts Expressed in Whole Dollars	<u>Food Service</u> <u>(51)</u>	<u>Child Care</u> <u>Operations</u> <u>(52)</u>	<u>Other Enterprise</u> <u>(58)</u>	<u>TOTAL</u>	<u>Internal Service</u> <u>(60)</u>
<b>Liabilities And Deferred Inflows Of Resources And Net Position</b>					
<b>Current Liabilities</b>					
0400 Due to Other Funds	179,613			179,613	
0411 Due to Other Governments					
0413 Due to Component Unit					
0420 Accounts Payable					
0430 Contracts Payable					
0440 Current Portion of Long-Term Debt					
0450 Short-Term Payables					
0461 Accrued Salaries and Benefits	7,083			7,083	
0462 Payroll Deductions and Withholding					
0480 Unearned Revenues	8,926			8,926	
0490 Other Current Liabilities					
<b>Total Current Liabilities</b>	<b>\$195,622</b>			<b>\$195,622</b>	
<b>Noncurrent Liabilities</b>					
0510 Bonds Payable					
0520 Extended-Term Financing Agreements Payable					
0530 Lease and Other Right-To-Use Obligations					
0540 Accumulated Compensated Absences					
0550 Authority Lease Obligations					
0560 Other Post-Employment Benefits (OPEB)					
0570 Net Pension Liability					
0599 Other Noncurrent Liabilities	6,148			6,148	
<b>Total Noncurrent Liabilities</b>	<b>\$6,148</b>			<b>\$6,148</b>	
<b>Total Liabilities</b>	<b>\$201,770</b>			<b>\$201,770</b>	
0950 Deferred Inflows of Resources					
<b>Net Position</b>					
0791 Net Investment in Capital Assets	203,353			203,353	
0008 Restricted Net Position (0792 – 0798)					
0799 Unrestricted Net Position	881,300			881,300	
<b>Total Net Position</b>	<b>\$1,084,653</b>			<b>\$1,084,653</b>	
<b>Total Liabilities And Deferred Inflows Of Resources And Net Position</b>	<b>\$1,286,423</b>			<b>\$1,286,423</b>	

Amounts Expressed in Whole Dollars	<u>Food Service</u> <u>(51)</u>	<u>Child Care Operations</u> <u>(52)</u>	<u>Other Enterprise</u> <u>(58)</u>	<u>TOTAL</u>	<u>Internal Service</u> <u>(60)</u>
<b>Operating Revenues</b>					
6600 Food Service Revenue	102,347			102,347	
0071 Charges for Services					
0072 Other Operating Revenue					
<b>Total Operating Revenues</b>	<b>\$102,347</b>			<b>\$102,347</b>	
<b>Operating Expenses</b>					
100 Personnel Services – Salaries	515,008			515,008	
200 Personnel Services – Employee Benefits	464,771			464,771	
300 Purchased Professional and Technical Services	3,198			3,198	
400 Purchased Property Services	13,625			13,625	
500 Other Purchased Services	3,354			3,354	
600 Supplies	789,572			789,572	
740 Depreciation	18,300			18,300	
770 Amortization Expense					
810 Dues and Fees					
880 Refunds of Prior Years' Receipts					
890 Miscellaneous Expenditures					
<b>Total Operating Expenses</b>	<b>\$1,807,828</b>			<b>\$1,807,828</b>	
<b>Operating Income (Loss)</b>	<b>(\$1,705,481)</b>			<b>(\$1,705,481)</b>	
<b>Non Operating Revenues (Expenses)</b>					
6500 Earnings on Investments	7,952			7,952	
6830 Federal Revenue from Intermediary Sources					
6920 Contributions and Donations from Private Sources					
6930 Gains or Losses on Sale of Fixed Assets					
6991 Refunds of a Prior Year Expenditure					
7000 Revenue from State Sources	241,827			241,827	
8000 Revenue from Federal Sources	1,689,659			1,689,659	
9990 Insurance Recoveries					
820 Claims and Judgments Against the LEA					
830 Interest					
<b>TOTAL Non Operating Revenues (Expenses)</b>	<b>\$1,939,438</b>			<b>\$1,939,438</b>	
<b>Income (Loss) Before Contributions And Transfers</b>	<b>\$233,957</b>			<b>\$233,957</b>	

Amounts Expressed in Whole Dollars	<u>Food Service</u> <u>(51)</u>	<u>Child Care Operations</u> <u>(52)</u>	<u>Other Enterprise</u> <u>(58)</u>	<u>TOTAL</u>	<u>Internal Service</u> <u>(60)</u>
<b>Contributions, Transfers, and Special and Extraordinary Items</b>					
5200 Interfund Transfers – Out					
5300 Transfers Out to Component Units/Primary Governments					
5520 Special Items – Losses					
5530 Extraordinary Items – Losses					
9300 Interfund Transfers - IN					
9500 Capital Contributions					
9700 Transfers IN From Component Units/Primary Governments					
9920 Special Items – Gains					
9930 Extraordinary Items – Gains					
<b>Change In Net Position</b>	<b>\$233,957</b>			<b>\$233,957</b>	
0002 Net Position - Beginning of Fiscal Year	850,697			850,697	
0003 Accounting Changes / Residual Equity Transfers					
<b>Net Position - End Of Year</b>	<b>\$1,084,654</b>			<b>\$1,084,654</b>	

Amounts Expressed in Whole Dollars	<u>Food Service</u> <u>(51)</u>	<u>Child Care Operations</u> <u>(52)</u>	<u>Other Enterprise</u> <u>(58)</u>	<u>TOTAL</u>	<u>Internal Service(60)</u>
<b>Cash Flows From Operating Activities</b>					
0011 Cash Receipts From Users	98,836			98,836	
0012 Cash Receipts From Assessments Made to Other Funds					
0013 Cash Receipts From Earnings on Investments					
0014 Cash Receipts From Other Operating Revenue					
0015 Cash Payments To Employees For Services	1,004,825			1,004,825	
0016 Cash Payments For Insurance Claims					
0017 Cash Payments To Suppliers For Goods and Services	841,477			841,477	
0018 Cash Payments For Other Operating Expenses					
<b>Net Cash Provided By (Used For) Operating Activities</b>	<b>(\$1,747,466)</b>			<b>(\$1,747,466)</b>	
<b>Cash Flows From Non-Capital Financing Activities</b>					
0021 Receipts From Local Sources - 6000					
0022 Receipts From State Sources - 7000	241,827			241,827	
0023 Receipts From Federal Sources -8000	1,668,834			1,668,834	
0024 Notes and Loans Received (Repaid)					
0025 Interest Paid on Notes/Loans - 5100-830					
0026 Operating Transfers In (Out)/Residual Equity Trans					
0027 Operating Transfers In (Out) Primary Government / Comp Unit					
0028 Receipts From Refund of Prior Year Expenditures - 6991					
0029 Special and Extraordinary Gains (losses)					
0030 Receipts from Insurance Recoveries -9990					
<b>Net Cash Prov By (Used for) Non-Capital Financing Activities</b>	<b>\$1,910,661</b>			<b>\$1,910,661</b>	
<b>Cash Flows From Capital and Related Financing Activities</b>					
0031 Payments For Fac Acq, Const, and Imp - 4000					
0032 Gain / (Loss) on Sale of Fixed Assets - 6930					
0033 Proceeds From Extended Term Financing - 9200					
0034 Principal Paid on Financing Agreements					
0035 Interest Paid on Financing Agreements - 5100-830					
0036 (Inc) Dec in Contributed Capital					
<b>Net Cash Prov By (Used for) Capital and Related Financing Activities</b>					
<b>Cash Flows From Investing Activities</b>					
0041 Earnings on Investments - 6500	7,952			7,952	
0042 Purchase of Inv Securities / Deposits to Inv Pools					
0043 Receipts From Investment Pool Withdrawals					
0044 Proceeds from Sale and Maturity of Inv Securities					

LEA : 117596003 Northern Tioga SD

Printed 11/8/2023 1:48:30 PM

0045 Loans Received (Paid)

<b>Net Cash Prov By (Used for) Investing Activities</b>	<b>\$7,952</b>	<b>\$7,952</b>
---	----------------	----------------

	<u>Food Service</u> <u>(51)</u>	<u>Child Care Operations</u> <u>(52)</u>	<u>Other Enterprise</u> <u>(58)</u>	<u>TOTAL</u>	<u>Internal Service</u> <u>(60)</u>
<b>Net Increase (Decrease) in Cash Flows</b>	171,147			171,147	
0004 Cash and Cash Equivalents Beginning of Year	612,273			612,273	
<b>Cash and Cash Equivalents at Year End</b>	<b>\$783,420</b>			<b>\$783,420</b>	

**Reconciliation of Operating Income (Loss) To Net Cash Provided by (Used For) Operating Activities**

0005 Operating Income (Loss) per REP	(1,705,481)			(1,705,481)	
<b>Adjustments</b>					
0051 Depreciation and Net Amortization	18,300			18,300	
0052 Provision for Uncollectible Accounts					
0053 Other Adjustments					
<b>Effect of Changes in Assets, Liabilities, Deferred Outflows and Deferred Inflows</b>					
0054 (Inc) Dec In Accounts Receivable (0120-0150)					
0055 Advances to Other Funds	(22,985)			(22,985)	
0056 (Inc) Dec in Inventories (0170)	(31,727)			(31,727)	
0057 (Inc) Dec in Prepaid Expenses (0180)					
0058 (Inc) Dec in Other Current or Noncurrent Assets					
0064 Deferred Outflows (0910)					
0059 Inc (Dec) in Accounts Payable (0400-0450)					
0060 Inc (Dec) in Accrued Salaries/Benefits (0461)	(5,682)			(5,682)	
0065 Inc (Dec) in Net Pension Liabilities (0570)					
0066 Inc (Dec) in Other Postemp Benefit Oblig (0560)					
0061 Inc (Dec) in Payroll Deductions/Withholding (0462)					
0062 Inc (Dec) in Unearned Revenue (0480)	(3,511)			(3,511)	
0063 Inc (Dec) in Other Current or Noncurrent Liabilities	3,622			3,622	
0067 Deferred Inflows (0950)					
<b>Total Adjustments</b>	<b>(\$41,983)</b>			<b>(\$41,983)</b>	
<b>Cash Provided By (Used for) Total</b>	<b>(\$1,747,464)</b>			<b>(\$1,747,464)</b>	

COMBINED STATEMENT OF CASH FLOWS  
SCHEDULE OF NONCASH INVESTING, CAPITAL, AND FINANCING ACTIVITIES

Explanation of Transaction and Balance Sheet Effect	Amount
<b>Total</b>	

	<u>Revenue Reported In Current Year</u>	<u>Current Year Tax Accrual</u>	<u>Prior Year Tax Accrual</u>	<u>Taxes Collected In Current Year</u>
<b><u>Revenue from Local Sources</u></b>				
6111 Current Real Estate Taxes	8,880,376.26			8,880,376.26
6112 Interim Real Estate Taxes	21,022.14			21,022.14
6113 Public Utility Realty Taxes	12,153.05			12,153.05
6114 Payments in Lieu of Current Taxes - State / Local	29,927.24			29,927.24
6143 Current Act 511 Local Services Taxes	23,892.76			23,892.76
6151 Current Act 511 Earned Income Taxes	2,672,665.93			2,672,665.93
6153 Current Act 511 Real Estate Transfer Taxes	248,681.99			248,681.99
6411 Delinquent Real Estate Taxes	999,797.48			999,797.48
6500 Earnings on Investments	520,482.11			
6821 State Revenue Received from Other Pennsylvania Public LEAs	717.11			
6832 Federal IDEA Revenue Received as Pass Through	443,066.78			
6833 Federal ARP Act IDEA Revenue Received as Pass Through	98,342.00			
6910 Rentals	38,234.50			
6920 Contributions and Donations from Private Sources	17,254.00			
6949 Other Tuition from Patrons	2,800.00			
6991 Refunds of a Prior Year Expenditure	1,992.95			
6999 Other Revenues Not Specified Above	90,095.09			
<b>TOTAL Revenue from Local Sources</b>	<b>\$14,101,501.39</b>			<b>\$12,888,516.85</b>



**Revenue Reported  
In Current Year**

**Revenue from State Sources**

7111 Basic Education Funding-Formula	14,248,332.44		
7112 Basic Education Funding-Social Security	1,105,333.49		
7160 Tuition for Orphans Subsidy	39,480.11		
7220 Vocational Education	82,229.54		
7240 Driver Education - Student	2,310.00		
7271 Special Education funds for School-Aged Pupils	1,953,588.55		
7311 Pupil Transportation Subsidy	1,505,235.90		
7312 Nonpublic and Charter School Pupil Transportation Subsidy	5,390.00		
7320 Rental and Sinking Fund Payments / Building Reimbursement Subsidy	229,041.13		
7330 Health Services (Medical, Dental, Nurse, Act 25)	37,423.67		
7340 State Property Tax Reduction Allocation	601,608.31		
7361 School Safety and Security Grants	181,994.00		
7505 Ready to Learn Block Grant	446,252.00		
7509 Supplemental Equipment Grants	8,466.02		
7810 State Share of Social Security and Medicare Taxes	(323,468.08)		
7820 State Share of Retirement Contributions	4,022,885.14		
<b>TOTAL Revenue from State Sources</b>	<b>\$24,146,102.22</b>		

	<b>Revenue Reported In Current Year</b>			
<b>Revenue from Federal Sources</b>				
8514 Title I - Improving the Academic Achievement of the Disadvantaged	707,802.00			
8515 Title II - Preparing, Training, and Recruiting High Quality Teachers and Principals	78,746.02			
8517 Title IV - 21st Century Schools	53,137.30			
8521 Vocational Education - Operating Expenditures	519.57			
8743 ESSER II - Elementary and Secondary School Emergency Relief Fund	(0.67)			
8744 ARP ESSER - Elementary and Secondary School Emergency Relief Fund	2,909,356.23			
8751 ARP ESSER Learning Loss	156,895.48			
8752 ARP ESSER Summer Programs	19,347.66			
8753 ARP ESSER Afterschool Programs	14,539.00			
8755 ARP ESSER Emergency Relief for Other Educational Entities	37,769.00			
8810 School-Based Access Medicaid Reimbursement Program (SBAP) Reimbursements (Access)	119,876.69			
8820 Medical Assistance Reimbursement for Administrative Claiming (Quarterly) Program	16,448.31			
<b>TOTAL Revenue from Federal Sources</b>	<b>\$4,114,436.59</b>			
<b>TOTAL FROM ALL SOURCES</b>	<b>\$42,362,040.20</b>			<b>\$12,888,516.85</b>

LEA : 117596003 Northern Tioga SD

Printed 11/8/2023 1:48:34 PM

	<u>General Fund (10)</u>	<u>Student Sponsored Activity Fund (21)</u>	<u>Public Purpose Trust (27)</u>	<u>Other Compt Approved (28)</u>	<u>Athletic / Activity (29)</u>	<u>Capital Reserve (690, 1850) (31)</u>
<b>6000 Revenue from Local Sources</b>						
6111 Current Real Estate Taxes	8,880,376.26					
6112 Interim Real Estate Taxes	21,022.14					
6113 Public Utility Realty Taxes	12,153.05					
6114 Payments in Lieu of Current Taxes - State / Local	29,927.24					
6143 Current Act 511 Local Services Taxes	23,892.76					
6151 Current Act 511 Earned Income Taxes	2,672,665.93					
6153 Current Act 511 Real Estate Transfer Taxes	248,681.99					
6411 Delinquent Real Estate Taxes	999,797.48					
6500 Earnings on Investments	520,482.11		102,059.00			
6821 State Revenue Received from Other Pennsylvania Public LEAs	717.11					
6832 Federal IDEA Revenue Received as Pass Through	443,066.78					
6833 Federal ARP Act IDEA Revenue Received as Pass Through	98,342.00					
6910 Rentals	38,234.50					
6920 Contributions and Donations from Private Sources	17,254.00					
6949 Other Tuition from Patrons	2,800.00					
6991 Refunds of a Prior Year Expenditure	1,992.95					
6999 Other Revenues Not Specified Above	90,095.09	460,242.00				
<b>6000 Total Revenue from Local Sources</b>	<b>\$14,101,501.39</b>	<b>\$460,242.00</b>	<b>\$102,059.00</b>			
<b>7000 Revenue from State Sources</b>						
7111 Basic Education Funding-Formula	14,248,332.44					
7112 Basic Education Funding-Social Security	1,105,333.49					
7160 Tuition for Orphans Subsidy	39,480.11					
7220 Vocational Education	82,229.54					
7240 Driver Education - Student	2,310.00					
7271 Special Education funds for School-Aged Pupils	1,953,588.55					
7311 Pupil Transportation Subsidy	1,505,235.90					
7312 Nonpublic and Charter School Pupil Transportation Subsidy	5,390.00					
7320 Rental and Sinking Fund Payments / Building Reimbursement Subsidy	229,041.13					
7330 Health Services (Medical, Dental, Nurse, Act 25)	37,423.67					
7340 State Property Tax Reduction Allocation	601,608.31					
7361 School Safety and Security Grants	181,994.00					
7505 Ready to Learn Block Grant	446,252.00					
7509 Supplemental Equipment Grants	8,466.02					
7810 State Share of Social Security and Medicare Taxes	(323,468.08)					

LEA : 117596003 Northern Tioga SD

Printed 11/8/2023 1:48:34 PM

	<u>Capital Reserve</u> <u>(1431) (32)</u>	<u>Other Capital</u> <u>Projects Fund (39)</u>	<u>Debt Service (40)</u>	<u>Permanent (90)</u>	<u>Total</u>
<b>6000 Revenue from Local Sources</b>					
6111 Current Real Estate Taxes					8,880,376.26
6112 Interim Real Estate Taxes					21,022.14
6113 Public Utility Realty Taxes					12,153.05
6114 Payments in Lieu of Current Taxes - State / Local					29,927.24
6143 Current Act 511 Local Services Taxes					23,892.76
6151 Current Act 511 Earned Income Taxes					2,672,665.93
6153 Current Act 511 Real Estate Transfer Taxes					248,681.99
6411 Delinquent Real Estate Taxes					999,797.48
6500 Earnings on Investments	123,147.33	27.30			745,715.74
6821 State Revenue Received from Other Pennsylvania Public LEAs					717.11
6832 Federal IDEA Revenue Received as Pass Through					443,066.78
6833 Federal ARP Act IDEA Revenue Received as Pass Through					98,342.00
6910 Rentals					38,234.50
6920 Contributions and Donations from Private Sources					17,254.00
6949 Other Tuition from Patrons					2,800.00
6991 Refunds of a Prior Year Expenditure					1,992.95
6999 Other Revenues Not Specified Above			11,625.00		561,962.09
<b>6000 Total Revenue from Local Sources</b>	<b>\$123,147.33</b>	<b>\$11,652.30</b>			<b>\$14,798,602.02</b>
<b>7000 Revenue from State Sources</b>					
7111 Basic Education Funding-Formula					14,248,332.44
7112 Basic Education Funding-Social Security					1,105,333.49
7160 Tuition for Orphans Subsidy					39,480.11
7220 Vocational Education					82,229.54
7240 Driver Education - Student					2,310.00
7271 Special Education funds for School-Aged Pupils					1,953,588.55
7311 Pupil Transportation Subsidy					1,505,235.90
7312 Nonpublic and Charter School Pupil Transportation Subsidy					5,390.00
7320 Rental and Sinking Fund Payments / Building Reimbursement Subsidy					229,041.13
7330 Health Services (Medical, Dental, Nurse, Act 25)					37,423.67
7340 State Property Tax Reduction Allocation					601,608.31
7361 School Safety and Security Grants					181,994.00
7505 Ready to Learn Block Grant					446,252.00
7509 Supplemental Equipment Grants					8,466.02
7810 State Share of Social Security and Medicare Taxes					(323,468.08)

LEA : 117596003 Northern Tioga SD

Printed 11/8/2023 1:48:34 PM

	<u>General Fund (10)</u>	<u>Student Sponsored Activity Fund (21)</u>	<u>Public Purpose Trust (27)</u>	<u>Other Compt Approved (28)</u>	<u>Athletic / Activity (29)</u>	<u>Capital Reserve (690.1850) (31)</u>
<b>7000 Revenue from State Sources</b>						
7820 State Share of Retirement Contributions	4,022,885.14					
<b>7000 Total Revenue from State Sources</b>	<b>\$24,146,102.22</b>					
<b>8000 Revenue from Federal Sources</b>						
8514 Title I - Improving the Academic Achievement of the Disadvantaged	707,802.00					
8515 Title II - Preparing, Training, and Recruiting High Quality Teachers and Principals	78,746.02					
8517 Title IV - 21st Century Schools	53,137.30					
8521 Vocational Education - Operating Expenditures	519.57					
8743 ESSER II - Elementary and Secondary School Emergency Relief Fund	(0.67)					
8744 ARP ESSER - Elementary and Secondary School Emergency Relief Fund	2,909,356.23					
8751 ARP ESSER Learning Loss	156,895.48					
8752 ARP ESSER Summer Programs	19,347.66					
8753 ARP ESSER Afterschool Programs	14,539.00					
8755 ARP ESSER Emergency Relief for Other Educational Entities	37,769.00					
8810 School-Based Access Medicaid Reimbursement Program (SBAP) Reimbursements (Access)	119,876.69					
8820 Medical Assistance Reimbursement for Administrative Claiming (Quarterly) Program	16,448.31					
<b>8000 Total Revenue from Federal Sources</b>	<b>\$4,114,436.59</b>					
<b>9000 Other Financing Sources</b>						
9310 General Fund Transfers						
<b>9000 Total Other Financing Sources</b>						
<b>Total From All Sources</b>	<b>\$42,362,040.20</b>	<b>\$460,242.00</b>	<b>\$102,059.00</b>			

LEA : 117596003 Northern Tioga SD

Printed 11/8/2023 1:48:34 PM

	<u>Capital Reserve</u> <u>(1431) (32)</u>	<u>Other Capital</u> <u>Projects Fund (39)</u>	<u>Debt Service (40)</u>	<u>Permanent (90)</u>	<u>Total</u>
<b>7000 Revenue from State Sources</b>					
7820 State Share of Retirement Contributions					4,022,885.14
<b>7000 Total Revenue from State Sources</b>					<b>\$24,146,102.22</b>
<b>8000 Revenue from Federal Sources</b>					
8514 Title I - Improving the Academic Achievement of the Disadvantaged					707,802.00
8515 Title II - Preparing, Training, and Recruiting High Quality Teachers and Principals					78,746.02
8517 Title IV - 21st Century Schools					53,137.30
8521 Vocational Education - Operating Expenditures					519.57
8743 ESSER II - Elementary and Secondary School Emergency Relief Fund					(0.67)
8744 ARP ESSER - Elementary and Secondary School Emergency Relief Fund					2,909,356.23
8751 ARP ESSER Learning Loss					156,895.48
8752 ARP ESSER Summer Programs					19,347.66
8753 ARP ESSER Afterschool Programs					14,539.00
8755 ARP ESSER Emergency Relief for Other Educational Entities					37,769.00
8810 School-Based Access Medicaid Reimbursement Program (SBAP) Reimbursements (Access)					119,876.69
8820 Medical Assistance Reimbursement for Administrative Claiming (Quarterly) Program					16,448.31
<b>8000 Total Revenue from Federal Sources</b>					<b>\$4,114,436.59</b>
<b>9000 Other Financing Sources</b>					
9310 General Fund Transfers	500,000.00				500,000.00
<b>9000 Total Other Financing Sources</b>	<b>\$500,000.00</b>				<b>\$500,000.00</b>
<b>Total From All Sources</b>	<b>\$623,147.33</b>	<b>\$11,652.30</b>			<b>\$43,559,140.83</b>

	<u>General Fund (10)</u>	<u>Student Sponsored Activity Fund (21)</u>	<u>Public Purpose Trust (27)</u>	<u>Other Compt Approved (28)</u>	<u>Athletic / Activity (29)</u>	<u>Capital Reserve (690. 1850) (31)</u>
Revenue from Local Sources	14,101,501.39	460,242.00	102,059.00			
Revenue from State Sources	24,146,102.22					
Revenue from Federal Sources	4,114,436.59					
Other Financing Sources						
<b>Total From All Sources</b>	<b>\$42,362,040.20</b>	<b>\$460,242.00</b>	<b>\$102,059.00</b>			

	<u>Capital Reserve (1431)</u> <u>(32)</u>	<u>Other Capital Projects</u> <u>Fund (39)</u>	<u>Debt Service (40)</u>	<u>Permanent (90)</u>	<u>Total</u>
Revenue from Local Sources	123,147.33	11,652.30			14,798,602.02
Revenue from State Sources					24,146,102.22
Revenue from Federal Sources					4,114,436.59
Other Financing Sources	500,000.00				500,000.00
<b>Total From All Sources</b>	<b>\$623,147.33</b>	<b>\$11,652.30</b>			<b>\$43,559,140.83</b>



**General Fund (10)**

	<u>Total</u>
<b>1000 Instruction</b>	
<b>100 Personnel Services – Salaries</b>	
100 Personnel Services – Salaries	11,822,920.32
<b>Total Personnel Services – Salaries</b>	<b>\$11,822,920.32</b>
<b>200 Personnel Services – Employee Benefits</b>	
210 Group Insurance – Contracted Provider	3,441,029.95
220 Social Security Contributions	871,891.40
230 PSERS Retirement Contributions	4,099,871.83
250 Unemployment Compensation	4,746.57
260 Workers’ Compensation	61,812.56
291 Other Retirement Plans	27,906.20
292 Health Savings Accounts	67,060.00
299 All Other Employee Benefits	25,004.00
<b>Total Personnel Services – Employee Benefits</b>	<b>\$8,599,322.51</b>
<b>300 Purchased Professional and Technical Services</b>	
322 Professional Educational Services – Ius	162,040.88
329 Professional Educational Services – Other	55,837.50
330 Other Professional Services	115,052.10
<b>Total Purchased Professional and Technical Services</b>	<b>\$332,930.48</b>
<b>400 Purchased Property Services</b>	
430 Repairs and Maintenance Services	3,994.75
440 Rentals	75,304.76
<b>Total Purchased Property Services</b>	<b>\$79,299.51</b>
<b>500 Other Purchased Services</b>	
510 Student Transportation Services	15,607.47
530 Communications	15,668.50
561 Tuition To Other School Districts Within the State	57,646.88
562 Tuition To Pennsylvania Charter Schools	1,366,846.85
567 Tuition To Approved Private Schools (APS) and PA Chartered Schools for the Deaf and Blind	48,588.94
568 Tuition To Private Residential Rehabilitative Institutions (PRRI) [In-State] and Detention Centers	2,319.05
569 Tuition – Other	218,990.00
580 Travel	3,136.59
594 IU Payment By Withholding for Institutionalized Children’s Programs – Special Classes	565.36
<b>Total Other Purchased Services</b>	<b>\$1,729,369.64</b>
<b>600 Supplies</b>	
610 General Supplies	219,855.99
630 Food	234.63
640 Books and Periodicals	295,757.40
650 Supplies & Fees – Technology Related	114,741.40
<b>Total Supplies</b>	<b>\$630,589.42</b>
<b>700 Property</b>	
752 Capital Equipment – Original and Additional	27,216.00
758 Capitalized Technology Software - Original	2,410.00
762 Capitalized Equipment - Replacement	70,451.67

**General Fund (10)**

<b>1000 Instruction</b>		<u><b>Total</b></u>
<b>Total Property</b>		<b>\$100,077.67</b>
<b>800 <u>Other Objects</u></b>		
810 Dues and Fees		1,409.75
<b>Total Other Objects</b>		<b>\$1,409.75</b>
<b>Total 1000 Instruction</b>		<b>\$23,295,919.30</b>

**General Fund (10)**

**1100 Regular Programs – Elementary / Secondary**

	<u>Elementary</u>	<u>Secondary</u>	<u>Federal</u>	<u>Total</u>
<b>100 Personnel Services – Salaries</b>				
100 Personnel Services – Salaries	4,208,765.69	4,193,226.62	587,396.66	8,989,388.97
<b>Total Personnel Services – Salaries</b>	<b>\$4,208,765.69</b>	<b>\$4,193,226.62</b>	<b>\$587,396.66</b>	<b>\$8,989,388.97</b>
<b>200 Personnel Services – Employee Benefits</b>				
210 Group Insurance – Contracted Provider	1,106,976.89	1,037,980.53	186,359.02	2,331,316.44
220 Social Security Contributions	309,777.01	309,189.87	46,476.01	665,442.89
230 PSERS Retirement Contributions	1,446,394.27	1,457,820.58	215,819.33	3,120,034.18
250 Unemployment Compensation	762.52	782.64	1,547.86	3,093.02
260 Workers' Compensation	21,825.85	21,777.73	3,412.48	47,016.06
291 Other Retirement Plans	11,531.88	11,422.22	1,596.90	24,551.00
292 Health Savings Accounts	2,660.00			2,660.00
299 All Other Employee Benefits	12,699.87	10,498.13		23,198.00
<b>Total Personnel Services – Employee Benefits</b>	<b>\$2,912,628.29</b>	<b>\$2,849,471.70</b>	<b>\$455,211.60</b>	<b>\$6,217,311.59</b>
<b>300 Purchased Professional and Technical Services</b>				
322 Professional Educational Services – Ius			14,539.00	14,539.00
329 Professional Educational Services – Other		55,837.50		55,837.50
330 Other Professional Services			52,737.00	52,737.00
<b>Total Purchased Professional and Technical Services</b>		<b>\$55,837.50</b>	<b>\$67,276.00</b>	<b>\$123,113.50</b>
<b>400 Purchased Property Services</b>				
430 Repairs and Maintenance Services	1,554.22	672.11		2,226.33
440 Rentals	34,332.48	28,268.28		62,600.76
<b>Total Purchased Property Services</b>	<b>\$35,886.70</b>	<b>\$28,940.39</b>		<b>\$64,827.09</b>
<b>500 Other Purchased Services</b>				
510 Student Transportation Services	8,095.00	2,928.68		11,023.68
530 Communications	8,213.41	7,455.09		15,668.50
561 Tuition To Other School Districts Within the State	80.00	399.00		479.00
562 Tuition To Pennsylvania Charter Schools	3,579.76	712,371.78		715,951.54
568 Tuition To Private Residential Rehabilitative Institutions (PRRI) [In-State] and Detention Centers	11.60	2,307.45		2,319.05
569 Tuition – Other	549.25	154,280.75		154,830.00
580 Travel	859.03	584.66	139.84	1,583.53
<b>Total Other Purchased Services</b>	<b>\$21,388.05</b>	<b>\$880,327.41</b>	<b>\$139.84</b>	<b>\$901,855.30</b>
<b>600 Supplies</b>				
610 General Supplies	64,807.17	93,614.64	47,736.86	206,158.67
640 Books and Periodicals	291,518.35	3,774.05		295,292.40
650 Supplies & Fees – Technology Related	71,618.82	22,922.58	20,200.00	114,741.40
<b>Total Supplies</b>	<b>\$427,944.34</b>	<b>\$120,311.27</b>	<b>\$67,936.86</b>	<b>\$616,192.47</b>
<b>700 Property</b>				
752 Capital Equipment – Original and Additional			20,667.00	20,667.00
762 Capitalized Equipment - Replacement	46,448.23	24,003.44		70,451.67
<b>Total Property</b>	<b>\$46,448.23</b>	<b>\$24,003.44</b>	<b>\$20,667.00</b>	<b>\$91,118.67</b>
<b>800 Other Objects</b>				

LEA : 117596003 Northern Tioga SD

Printed 11/8/2023 1:48:40 PM

General Fund (10)

	<u>Elementary</u>	<u>Secondary</u>	<u>Federal</u>	<u>Total</u>
1100 Regular Programs – Elementary / Secondary				
800 <u>Other Objects</u>				
810 Dues and Fees	362.00			362.00
<b>Total Other Objects</b>	<b>\$362.00</b>			<b>\$362.00</b>
<b>Total 1100 Regular Programs – Elementary / Secondary</b>	<b>\$7,653,423.30</b>	<b>\$8,152,118.33</b>	<b>\$1,198,627.96</b>	<b>\$17,004,169.59</b>

**General Fund (10)**

**1110 Regular Programs**

	<u>Elementary</u>	<u>Secondary</u>	<u>Federal</u>	<u>Total</u>
<b>100 Personnel Services – Salaries</b>				
100 Personnel Services – Salaries	4,208,765.69	4,193,226.62	175,217.90	8,577,210.21
<b>Total Personnel Services – Salaries</b>	<b>\$4,208,765.69</b>	<b>\$4,193,226.62</b>	<b>\$175,217.90</b>	<b>\$8,577,210.21</b>
<b>200 Personnel Services – Employee Benefits</b>				
210 Group Insurance – Contracted Provider	1,106,976.89	1,037,980.53	(6.69)	2,144,950.73
220 Social Security Contributions	309,777.01	309,189.87	13,324.91	632,291.79
230 PSERS Retirement Contributions	1,446,394.27	1,457,820.58	61,781.96	2,965,996.81
250 Unemployment Compensation	762.52	782.64	881.47	2,426.63
260 Workers' Compensation	21,825.85	21,777.73	963.71	44,567.29
291 Other Retirement Plans	11,531.88	11,422.22		22,954.10
292 Health Savings Accounts	2,660.00			2,660.00
299 All Other Employee Benefits	12,699.87	10,498.13		23,198.00
<b>Total Personnel Services – Employee Benefits</b>	<b>\$2,912,628.29</b>	<b>\$2,849,471.70</b>	<b>\$76,945.36</b>	<b>\$5,839,045.35</b>
<b>300 Purchased Professional and Technical Services</b>				
322 Professional Educational Services – Ius			14,539.00	14,539.00
329 Professional Educational Services – Other		55,837.50		55,837.50
330 Other Professional Services			52,737.00	52,737.00
<b>Total Purchased Professional and Technical Services</b>		<b>\$55,837.50</b>	<b>\$67,276.00</b>	<b>\$123,113.50</b>
<b>400 Purchased Property Services</b>				
430 Repairs and Maintenance Services	1,554.22	672.11		2,226.33
440 Rentals	34,332.48	28,268.28		62,600.76
<b>Total Purchased Property Services</b>	<b>\$35,886.70</b>	<b>\$28,940.39</b>		<b>\$64,827.09</b>
<b>500 Other Purchased Services</b>				
510 Student Transportation Services	8,095.00	2,928.68		11,023.68
530 Communications	8,213.41	7,455.09		15,668.50
561 Tuition To Other School Districts Within the State	80.00	399.00		479.00
562 Tuition To Pennsylvania Charter Schools	3,579.76	712,371.78		715,951.54
568 Tuition To Private Residential Rehabilitative Institutions (PRRI) [In-State] and Detention Centers	11.60	2,307.45		2,319.05
569 Tuition – Other	549.25	154,280.75		154,830.00
580 Travel	859.03	584.66	139.84	1,583.53
<b>Total Other Purchased Services</b>	<b>\$21,388.05</b>	<b>\$880,327.41</b>	<b>\$139.84</b>	<b>\$901,855.30</b>
<b>600 Supplies</b>				
610 General Supplies	64,807.17	93,614.64	26,144.65	184,566.46
640 Books and Periodicals	291,518.35	3,774.05		295,292.40
650 Supplies & Fees – Technology Related	71,618.82	22,922.58	20,200.00	114,741.40
<b>Total Supplies</b>	<b>\$427,944.34</b>	<b>\$120,311.27</b>	<b>\$46,344.65</b>	<b>\$594,600.26</b>
<b>700 Property</b>				
752 Capital Equipment – Original and Additional			20,667.00	20,667.00
762 Capitalized Equipment - Replacement	46,448.23	24,003.44		70,451.67
<b>Total Property</b>	<b>\$46,448.23</b>	<b>\$24,003.44</b>	<b>\$20,667.00</b>	<b>\$91,118.67</b>
<b>800 Other Objects</b>				

LEA : 117596003 Northern Tioga SD

Printed 11/8/2023 1:48:40 PM

General Fund (10)

1110 Regular Programs

800 Other Objects

810 Dues and Fees

Total Other Objects

Total 1110 Regular Programs

Elementary

Secondary

Federal

Total

362.00

362.00

\$362.00

\$362.00

\$7,653,423.30

\$8,152,118.33

\$386,590.75

\$16,192,132.38

**General Fund (10)**

	<u>Elementary</u>	<u>Secondary</u>	<u>Federal</u>	<u>Total</u>
<b>1190 Federally-Funded Regular Programs</b>				
<b>100 Personnel Services – Salaries</b>				
100 Personnel Services – Salaries			412,178.76	412,178.76
<b>Total Personnel Services – Salaries</b>			<b>\$412,178.76</b>	<b>\$412,178.76</b>
<b>200 Personnel Services – Employee Benefits</b>				
210 Group Insurance – Contracted Provider			186,365.71	186,365.71
220 Social Security Contributions			33,151.10	33,151.10
230 PSERS Retirement Contributions			154,037.37	154,037.37
250 Unemployment Compensation			666.39	666.39
260 Workers' Compensation			2,448.77	2,448.77
291 Other Retirement Plans			1,596.90	1,596.90
<b>Total Personnel Services – Employee Benefits</b>			<b>\$378,266.24</b>	<b>\$378,266.24</b>
<b>600 Supplies</b>				
610 General Supplies			21,592.21	21,592.21
<b>Total Supplies</b>			<b>\$21,592.21</b>	<b>\$21,592.21</b>
<b>Total 1190 Federally-Funded Regular Programs</b>			<b>\$812,037.21</b>	<b>\$812,037.21</b>

**General Fund (10)**

**1200 Special Programs – Elementary / Secondary**

	<u>Elementary</u>	<u>Secondary</u>	<u>Federal</u>	<u>Total</u>
<b>100 Personnel Services – Salaries</b>				
100 Personnel Services – Salaries	1,264,683.71	1,315,666.18	90,260.48	2,670,610.37
<b>Total Personnel Services – Salaries</b>	<b>\$1,264,683.71</b>	<b>\$1,315,666.18</b>	<b>\$90,260.48</b>	<b>\$2,670,610.37</b>
<b>200 Personnel Services – Employee Benefits</b>				
210 Group Insurance – Contracted Provider	502,264.78	529,353.41	29,686.27	1,061,304.46
220 Social Security Contributions	92,077.09	95,435.43	6,707.94	194,220.46
230 PSERS Retirement Contributions	436,292.48	454,980.66	31,825.80	923,098.94
250 Unemployment Compensation	748.13	655.88	175.99	1,580.00
260 Workers' Compensation	6,598.67	6,844.33	496.38	13,939.38
291 Other Retirement Plans	1,758.20	1,597.00		3,355.20
292 Health Savings Accounts	37,800.00	26,600.00		64,400.00
299 All Other Employee Benefits	258.00	1,548.00		1,806.00
<b>Total Personnel Services – Employee Benefits</b>	<b>\$1,077,797.35</b>	<b>\$1,117,014.71</b>	<b>\$68,892.38</b>	<b>\$2,263,704.44</b>
<b>300 Purchased Professional and Technical Services</b>				
322 Professional Educational Services – Ius	737.52	146,764.36		147,501.88
330 Other Professional Services	263.94	52,524.41		52,788.35
<b>Total Purchased Professional and Technical Services</b>	<b>\$1,001.46</b>	<b>\$199,288.77</b>		<b>\$200,290.23</b>
<b>400 Purchased Property Services</b>				
430 Repairs and Maintenance Services	8.84	1,759.58		1,768.42
<b>Total Purchased Property Services</b>	<b>\$8.84</b>	<b>\$1,759.58</b>		<b>\$1,768.42</b>
<b>500 Other Purchased Services</b>				
510 Student Transportation Services	377.02	3,862.87		4,239.89
561 Tuition To Other School Districts Within the State	21.98	4,374.52		4,396.50
562 Tuition To Pennsylvania Charter Schools	3,525.99	647,369.32		650,895.31
567 Tuition To Approved Private Schools (APS) and PA Chartered Schools for the Deaf and Blind	242.94	48,346.00		48,588.94
569 Tuition – Other	320.80	63,839.20		64,160.00
580 Travel	5.85	1,164.71		1,170.56
594 IU Payment By Withholding for Institutionalized Children's Programs – Special Classes	2.83	562.53		565.36
<b>Total Other Purchased Services</b>	<b>\$4,497.41</b>	<b>\$769,519.15</b>		<b>\$774,016.56</b>
<b>600 Supplies</b>				
610 General Supplies	3,631.72	4,954.91		8,586.63
630 Food	234.63			234.63
<b>Total Supplies</b>	<b>\$3,866.35</b>	<b>\$4,954.91</b>		<b>\$8,821.26</b>
<b>700 Property</b>				
758 Capitalized Technology Software - Original		2,410.00		2,410.00
<b>Total Property</b>		<b>\$2,410.00</b>		<b>\$2,410.00</b>
<b>Total 1200 Special Programs – Elementary / Secondary</b>	<b>\$2,351,855.12</b>	<b>\$3,410,613.30</b>	<b>\$159,152.86</b>	<b>\$5,921,621.28</b>



**General Fund (10)**

**1210 Life Skills Support**

	<u>Elementary</u>	<u>Secondary</u>	<u>Federal</u>	<u>Total</u>
<b>100 Personnel Services – Salaries</b>				
100 Personnel Services – Salaries	250,950.48	169,696.91		420,647.39
<b>Total Personnel Services – Salaries</b>	<b>\$250,950.48</b>	<b>\$169,696.91</b>		<b>\$420,647.39</b>
<b>200 Personnel Services – Employee Benefits</b>				
210 Group Insurance – Contracted Provider	67,269.24	74,071.75		141,340.99
220 Social Security Contributions	18,384.77	12,243.90		30,628.67
230 PSERS Retirement Contributions	87,330.07	59,829.69		147,159.76
250 Unemployment Compensation	144.86	85.44		230.30
260 Workers' Compensation	1,308.93	886.43		2,195.36
291 Other Retirement Plans	416.20	540.00		956.20
292 Health Savings Accounts	5,600.00	2,800.00		8,400.00
299 All Other Employee Benefits	258.00			258.00
<b>Total Personnel Services – Employee Benefits</b>	<b>\$180,712.07</b>	<b>\$150,457.21</b>		<b>\$331,169.28</b>
<b>500 Other Purchased Services</b>				
510 Student Transportation Services	298.30	1,323.00		1,621.30
569 Tuition – Other	320.80	63,839.20		64,160.00
<b>Total Other Purchased Services</b>	<b>\$619.10</b>	<b>\$65,162.20</b>		<b>\$65,781.30</b>
<b>600 Supplies</b>				
610 General Supplies	838.13	1,151.11		1,989.24
630 Food	234.63			234.63
<b>Total Supplies</b>	<b>\$1,072.76</b>	<b>\$1,151.11</b>		<b>\$2,223.87</b>
<b>Total 1210 Life Skills Support</b>	<b>\$433,354.41</b>	<b>\$386,467.43</b>		<b>\$819,821.84</b>

**General Fund (10)**

**1220 Sensory Support**

	<u>Elementary</u>	<u>Secondary</u>	<u>Federal</u>	<u>Total</u>
<b>100 Personnel Services – Salaries</b>				
100 Personnel Services – Salaries	298.84	59,470.16	71,258.00	131,027.00
<b>Total Personnel Services – Salaries</b>	<b>\$298.84</b>	<b>\$59,470.16</b>	<b>\$71,258.00</b>	<b>\$131,027.00</b>
<b>200 Personnel Services – Employee Benefits</b>				
210 Group Insurance – Contracted Provider	126.05	25,083.19	8,792.28	34,001.52
220 Social Security Contributions	20.83	4,144.44	5,279.45	9,444.72
230 PSERS Retirement Contributions	104.89	20,872.64	25,125.55	46,103.08
250 Unemployment Compensation	(0.26)	(51.42)	88.01	36.33
260 Workers' Compensation	1.45	288.99	391.82	682.26
<b>Total Personnel Services – Employee Benefits</b>	<b>\$252.96</b>	<b>\$50,337.84</b>	<b>\$39,677.11</b>	<b>\$90,267.91</b>
<b>300 Purchased Professional and Technical Services</b>				
322 Professional Educational Services – lus	225.60	44,892.61		45,118.21
330 Other Professional Services	3.23	642.89		646.12
<b>Total Purchased Professional and Technical Services</b>	<b>\$228.83</b>	<b>\$45,535.50</b>		<b>\$45,764.33</b>
<b>400 Purchased Property Services</b>				
430 Repairs and Maintenance Services	8.84	1,759.58		1,768.42
<b>Total Purchased Property Services</b>	<b>\$8.84</b>	<b>\$1,759.58</b>		<b>\$1,768.42</b>
<b>500 Other Purchased Services</b>				
580 Travel	5.85	1,164.71		1,170.56
<b>Total Other Purchased Services</b>	<b>\$5.85</b>	<b>\$1,164.71</b>		<b>\$1,170.56</b>
<b>600 Supplies</b>				
610 General Supplies	1.29	256.81		258.10
<b>Total Supplies</b>	<b>\$1.29</b>	<b>\$256.81</b>		<b>\$258.10</b>
<b>Total 1220 Sensory Support</b>	<b>\$796.61</b>	<b>\$158,524.60</b>	<b>\$110,935.11</b>	<b>\$270,256.32</b>

**General Fund (10)**

**1230 Emotional Support**

	<u>Elementary</u>	<u>Secondary</u>	<u>Federal</u>	<u>Total</u>
<b>100 Personnel Services – Salaries</b>				
100 Personnel Services – Salaries	275,496.63	173,357.48		448,854.11
<b>Total Personnel Services – Salaries</b>	<b>\$275,496.63</b>	<b>\$173,357.48</b>		<b>\$448,854.11</b>
<b>200 Personnel Services – Employee Benefits</b>				
210 Group Insurance – Contracted Provider	97,215.44	99,920.99		197,136.43
220 Social Security Contributions	19,614.31	12,363.01		31,977.32
230 PSERS Retirement Contributions	93,409.51	59,401.86		152,811.37
250 Unemployment Compensation	218.45	109.89		328.34
260 Workers' Compensation	1,435.14	889.76		2,324.90
291 Other Retirement Plans	130.00	310.00		440.00
292 Health Savings Accounts	5,600.00	2,800.00		8,400.00
<b>Total Personnel Services – Employee Benefits</b>	<b>\$217,622.85</b>	<b>\$175,795.51</b>		<b>\$393,418.36</b>
<b>300 Purchased Professional and Technical Services</b>				
322 Professional Educational Services – lus	511.92	101,871.75		102,383.67
<b>Total Purchased Professional and Technical Services</b>	<b>\$511.92</b>	<b>\$101,871.75</b>		<b>\$102,383.67</b>
<b>500 Other Purchased Services</b>				
510 Student Transportation Services	75.00	75.69		150.69
561 Tuition To Other School Districts Within the State	21.98	4,374.52		4,396.50
<b>Total Other Purchased Services</b>	<b>\$96.98</b>	<b>\$4,450.21</b>		<b>\$4,547.19</b>
<b>600 Supplies</b>				
610 General Supplies	1,256.39	735.24		1,991.63
<b>Total Supplies</b>	<b>\$1,256.39</b>	<b>\$735.24</b>		<b>\$1,991.63</b>
<b>Total 1230 Emotional Support</b>	<b>\$494,984.77</b>	<b>\$456,210.19</b>		<b>\$951,194.96</b>

**General Fund (10)**

**1240 Academic Support**

	<u>Elementary</u>	<u>Secondary</u>	<u>Federal</u>	<u>Total</u>
<b>100 Personnel Services – Salaries</b>				
100 Personnel Services – Salaries	737,867.60	815,530.40	19,002.48	1,572,400.48
<b>Total Personnel Services – Salaries</b>	<b>\$737,867.60</b>	<b>\$815,530.40</b>	<b>\$19,002.48</b>	<b>\$1,572,400.48</b>
<b>200 Personnel Services – Employee Benefits</b>				
210 Group Insurance – Contracted Provider	337,654.05	312,495.23	20,893.99	671,043.27
220 Social Security Contributions	54,051.89	59,321.36	1,428.49	114,801.74
230 PSERS Retirement Contributions	255,426.24	281,146.84	6,700.25	543,273.33
250 Unemployment Compensation	384.95	449.43	87.98	922.36
260 Workers' Compensation	3,852.78	4,270.57	104.56	8,227.91
291 Other Retirement Plans	1,212.00	747.00		1,959.00
292 Health Savings Accounts	26,600.00	19,600.00		46,200.00
<b>Total Personnel Services – Employee Benefits</b>	<b>\$679,181.91</b>	<b>\$678,030.43</b>	<b>\$29,215.27</b>	<b>\$1,386,427.61</b>
<b>500 Other Purchased Services</b>				
510 Student Transportation Services		1,473.60		1,473.60
<b>Total Other Purchased Services</b>		<b>\$1,473.60</b>		<b>\$1,473.60</b>
<b>600 Supplies</b>				
610 General Supplies	1,534.92	2,031.35		3,566.27
<b>Total Supplies</b>	<b>\$1,534.92</b>	<b>\$2,031.35</b>		<b>\$3,566.27</b>
<b>700 Property</b>				
758 Capitalized Technology Software - Original		2,410.00		2,410.00
<b>Total Property</b>		<b>\$2,410.00</b>		<b>\$2,410.00</b>
<b>Total 1240 Academic Support</b>	<b>\$1,418,584.43</b>	<b>\$1,499,475.78</b>	<b>\$48,217.75</b>	<b>\$2,966,277.96</b>

**General Fund (10)**

	<u>Elementary</u>	<u>Secondary</u>	<u>Federal</u>	<u>Total</u>
<b>1241 Learning Support – Public</b>				
<b>100 Personnel Services – Salaries</b>				
100 Personnel Services – Salaries	704,647.67	793,068.67	19,002.48	1,516,718.82
<b>Total Personnel Services – Salaries</b>	<b>\$704,647.67</b>	<b>\$793,068.67</b>	<b>\$19,002.48</b>	<b>\$1,516,718.82</b>
<b>200 Personnel Services – Employee Benefits</b>				
210 Group Insurance – Contracted Provider	325,174.20	304,187.87	20,893.99	650,256.06
220 Social Security Contributions	51,580.35	57,649.92	1,428.49	110,658.76
230 PSERS Retirement Contributions	243,712.75	273,323.65	6,700.25	523,736.65
250 Unemployment Compensation	306.95	397.07	87.98	792.00
260 Workers' Compensation	3,670.05	4,147.02	104.56	7,921.63
291 Other Retirement Plans	1,212.00	747.00		1,959.00
292 Health Savings Accounts	26,600.00	19,600.00		46,200.00
<b>Total Personnel Services – Employee Benefits</b>	<b>\$652,256.30</b>	<b>\$660,052.53</b>	<b>\$29,215.27</b>	<b>\$1,341,524.10</b>
<b>500 Other Purchased Services</b>				
510 Student Transportation Services		1,172.00		1,172.00
<b>Total Other Purchased Services</b>		<b>\$1,172.00</b>		<b>\$1,172.00</b>
<b>600 Supplies</b>				
610 General Supplies	1,534.92	2,031.35		3,566.27
<b>Total Supplies</b>	<b>\$1,534.92</b>	<b>\$2,031.35</b>		<b>\$3,566.27</b>
<b>700 Property</b>				
758 Capitalized Technology Software - Original		2,410.00		2,410.00
<b>Total Property</b>		<b>\$2,410.00</b>		<b>\$2,410.00</b>
<b>Total 1241 Learning Support – Public</b>	<b>\$1,358,438.89</b>	<b>\$1,458,734.55</b>	<b>\$48,217.75</b>	<b>\$2,865,391.19</b>

**General Fund (10)**

**1243 Gifted Support**

	<u>Elementary</u>	<u>Secondary</u>	<u>Federal</u>	<u>Total</u>
<b>100 Personnel Services – Salaries</b>				
100 Personnel Services – Salaries	33,219.93	22,461.73		55,681.66
<b>Total Personnel Services – Salaries</b>	<b>\$33,219.93</b>	<b>\$22,461.73</b>		<b>\$55,681.66</b>
<b>200 Personnel Services – Employee Benefits</b>				
210 Group Insurance – Contracted Provider	12,479.85	8,307.36		20,787.21
220 Social Security Contributions	2,471.54	1,671.44		4,142.98
230 PSERS Retirement Contributions	11,713.49	7,823.19		19,536.68
250 Unemployment Compensation	78.00	52.36		130.36
260 Workers' Compensation	182.73	123.55		306.28
<b>Total Personnel Services – Employee Benefits</b>	<b>\$26,925.61</b>	<b>\$17,977.90</b>		<b>\$44,903.51</b>
<b>500 Other Purchased Services</b>				
510 Student Transportation Services		301.60		301.60
<b>Total Other Purchased Services</b>		<b>\$301.60</b>		<b>\$301.60</b>
<b>Total 1243 Gifted Support</b>	<b>\$60,145.54</b>	<b>\$40,741.23</b>		<b>\$100,886.77</b>

General Fund (10)

1260 Physical Support

300 Purchased Professional and Technical Services

330 Other Professional Services

**Total Purchased Professional and Technical Services**

**Total 1260 Physical Support**

	<u>Elementary</u>	<u>Secondary</u>	<u>Federal</u>	<u>Total</u>
330 Other Professional Services	260.71	51,881.52		52,142.23
<b>Total Purchased Professional and Technical Services</b>	<b>\$260.71</b>	<b>\$51,881.52</b>		<b>\$52,142.23</b>
<b>Total 1260 Physical Support</b>	<b>\$260.71</b>	<b>\$51,881.52</b>		<b>\$52,142.23</b>

**General Fund (10)**

**1270 Multi-Handicapped Support**

	<u>Elementary</u>	<u>Secondary</u>	<u>Federal</u>	<u>Total</u>
<b>100 Personnel Services – Salaries</b>				
100 Personnel Services – Salaries		83,650.31		83,650.31
<b>Total Personnel Services – Salaries</b>		<b>\$83,650.31</b>		<b>\$83,650.31</b>
<b>200 Personnel Services – Employee Benefits</b>				
210 Group Insurance – Contracted Provider		17,782.25		17,782.25
220 Social Security Contributions		6,310.33		6,310.33
230 PSERS Retirement Contributions		29,398.19		29,398.19
250 Unemployment Compensation		36.33		36.33
260 Workers' Compensation		435.63		435.63
292 Health Savings Accounts		1,400.00		1,400.00
299 All Other Employee Benefits		1,548.00		1,548.00
<b>Total Personnel Services – Employee Benefits</b>		<b>\$56,910.73</b>		<b>\$56,910.73</b>
<b>500 Other Purchased Services</b>				
510 Student Transportation Services		250.00		250.00
<b>Total Other Purchased Services</b>		<b>\$250.00</b>		<b>\$250.00</b>
<b>600 Supplies</b>				
610 General Supplies		584.14		584.14
<b>Total Supplies</b>		<b>\$584.14</b>		<b>\$584.14</b>
<b>Total 1270 Multi-Handicapped Support</b>		<b>\$141,395.18</b>		<b>\$141,395.18</b>



**General Fund (10)**

	<u>Elementary</u>	<u>Secondary</u>	<u>Federal</u>	<u>Total</u>
<b>1290 Special Programs - Other Support</b>				
<b>100 Personnel Services – Salaries</b>				
100 Personnel Services – Salaries	70.16	13,960.92		14,031.08
<b>Total Personnel Services – Salaries</b>	<b>\$70.16</b>	<b>\$13,960.92</b>		<b>\$14,031.08</b>
<b>200 Personnel Services – Employee Benefits</b>				
220 Social Security Contributions	5.29	1,052.39		1,057.68
230 PSERS Retirement Contributions	21.77	4,331.44		4,353.21
250 Unemployment Compensation	0.13	26.21		26.34
260 Workers' Compensation	0.37	72.95		73.32
<b>Total Personnel Services – Employee Benefits</b>	<b>\$27.56</b>	<b>\$5,482.99</b>		<b>\$5,510.55</b>
<b>500 Other Purchased Services</b>				
510 Student Transportation Services	3.72	740.58		744.30
562 Tuition To Pennsylvania Charter Schools	3,525.99	647,369.32		650,895.31
567 Tuition To Approved Private Schools (APS) and PA Chartered Schools for the Deaf and Blind	242.94	48,346.00		48,588.94
594 IU Payment By Withholding for Institutionalized Children's Programs – Special Classes	2.83	562.53		565.36
<b>Total Other Purchased Services</b>	<b>\$3,775.48</b>	<b>\$697,018.43</b>		<b>\$700,793.91</b>
<b>600 Supplies</b>				
610 General Supplies	0.99	196.26		197.25
<b>Total Supplies</b>	<b>\$0.99</b>	<b>\$196.26</b>		<b>\$197.25</b>
<b>Total 1290 Special Programs - Other Support</b>	<b>\$3,874.19</b>	<b>\$716,658.60</b>		<b>\$720,532.79</b>

**General Fund (10)**

**1300 Vocational Education**

	<u>Elementary</u>	<u>Secondary</u>	<u>Federal</u>	<u>Total</u>
<b>100 Personnel Services – Salaries</b>				
100 Personnel Services – Salaries		133,392.68		133,392.68
<b>Total Personnel Services – Salaries</b>		<b>\$133,392.68</b>		<b>\$133,392.68</b>
<b>200 Personnel Services – Employee Benefits</b>				
210 Group Insurance – Contracted Provider		41,821.21		41,821.21
220 Social Security Contributions		10,063.31		10,063.31
230 PSERS Retirement Contributions		46,380.88		46,380.88
250 Unemployment Compensation		50.20		50.20
260 Workers' Compensation		694.72		694.72
<b>Total Personnel Services – Employee Benefits</b>		<b>\$99,010.32</b>		<b>\$99,010.32</b>
<b>500 Other Purchased Services</b>				
510 Student Transportation Services		343.90		343.90
580 Travel		382.50		382.50
<b>Total Other Purchased Services</b>		<b>\$726.40</b>		<b>\$726.40</b>
<b>600 Supplies</b>				
610 General Supplies		3,574.37		3,574.37
640 Books and Periodicals		465.00		465.00
<b>Total Supplies</b>		<b>\$4,039.37</b>		<b>\$4,039.37</b>
<b>700 Property</b>				
752 Capital Equipment – Original and Additional		6,549.00		6,549.00
<b>Total Property</b>		<b>\$6,549.00</b>		<b>\$6,549.00</b>
<b>800 Other Objects</b>				
810 Dues and Fees		1,047.75		1,047.75
<b>Total Other Objects</b>		<b>\$1,047.75</b>		<b>\$1,047.75</b>
<b>Total 1300 Vocational Education</b>		<b>\$244,765.52</b>		<b>\$244,765.52</b>

**General Fund (10)**

	<u>Elementary</u>	<u>Secondary</u>	<u>Federal</u>	<u>Total</u>
<b>1400 Other Instructional Programs – Elementary / Secondary</b>				
<b>100 Personnel Services – Salaries</b>				
100 Personnel Services – Salaries		29,528.30		29,528.30
<b>Total Personnel Services – Salaries</b>		<b>\$29,528.30</b>		<b>\$29,528.30</b>
<b>200 Personnel Services – Employee Benefits</b>				
210 Group Insurance – Contracted Provider		6,587.84		6,587.84
220 Social Security Contributions		2,164.74		2,164.74
230 PSERS Retirement Contributions		10,357.83		10,357.83
250 Unemployment Compensation		23.35		23.35
260 Workers' Compensation		162.40		162.40
<b>Total Personnel Services – Employee Benefits</b>		<b>\$19,296.16</b>		<b>\$19,296.16</b>
<b>300 Purchased Professional and Technical Services</b>				
330 Other Professional Services		9,526.75		9,526.75
<b>Total Purchased Professional and Technical Services</b>		<b>\$9,526.75</b>		<b>\$9,526.75</b>
<b>400 Purchased Property Services</b>				
440 Rentals		12,704.00		12,704.00
<b>Total Purchased Property Services</b>		<b>\$12,704.00</b>		<b>\$12,704.00</b>
<b>500 Other Purchased Services</b>				
561 Tuition To Other School Districts Within the State		52,771.38		52,771.38
<b>Total Other Purchased Services</b>		<b>\$52,771.38</b>		<b>\$52,771.38</b>
<b>600 Supplies</b>				
610 General Supplies		1,536.32		1,536.32
<b>Total Supplies</b>		<b>\$1,536.32</b>		<b>\$1,536.32</b>
<b>Total 1400 Other Instructional Programs – Elementary / Secondary</b>		<b>\$125,362.91</b>		<b>\$125,362.91</b>

**General Fund (10)**

**1410 Drivers' Education**

	<u>Elementary</u>	<u>Secondary</u>	<u>Federal</u>	<u>Total</u>
<b>100 Personnel Services – Salaries</b>				
100 Personnel Services – Salaries		29,128.30		29,128.30
<b>Total Personnel Services – Salaries</b>		<b>\$29,128.30</b>		<b>\$29,128.30</b>
<b>200 Personnel Services – Employee Benefits</b>				
210 Group Insurance – Contracted Provider		6,587.84		6,587.84
220 Social Security Contributions		2,135.92		2,135.92
230 PSERS Retirement Contributions		10,216.79		10,216.79
250 Unemployment Compensation		23.35		23.35
260 Workers' Compensation		160.20		160.20
<b>Total Personnel Services – Employee Benefits</b>		<b>\$19,124.10</b>		<b>\$19,124.10</b>
<b>400 Purchased Property Services</b>				
440 Rentals		12,704.00		12,704.00
<b>Total Purchased Property Services</b>		<b>\$12,704.00</b>		<b>\$12,704.00</b>
<b>600 Supplies</b>				
610 General Supplies		1,415.02		1,415.02
<b>Total Supplies</b>		<b>\$1,415.02</b>		<b>\$1,415.02</b>
<b>Total 1410 Drivers' Education</b>		<b>\$62,371.42</b>		<b>\$62,371.42</b>

LEA : 117596003 Northern Tioga SD

Printed 11/8/2023 1:48:40 PM

General Fund (10)

1420 Summer School

Elementary

Secondary

Federal

Total

600 Supplies

610 General Supplies

121.30

121.30

**Total Supplies**

**\$121.30**

**\$121.30**

**Total 1420 Summer School**

**\$121.30**

**\$121.30**

General Fund (10)

1430 Homebound Instruction

100 Personnel Services – Salaries

100 Personnel Services – Salaries

Total Personnel Services – Salaries

200 Personnel Services – Employee Benefits

220 Social Security Contributions

230 PSERS Retirement Contributions

260 Workers' Compensation

Total Personnel Services – Employee Benefits

Total 1430 Homebound Instruction

	<u>Elementary</u>	<u>Secondary</u>	<u>Federal</u>	<u>Total</u>
		400.00		400.00
		<b>\$400.00</b>		<b>\$400.00</b>
		28.82		28.82
		141.04		141.04
		2.20		2.20
		<b>\$172.06</b>		<b>\$172.06</b>
		<b>\$572.06</b>		<b>\$572.06</b>

LEA : 117596003 Northern Tioga SD

Printed 11/8/2023 1:48:40 PM

General Fund (10)

	<u>Elementary</u>	<u>Secondary</u>	<u>Federal</u>	<u>Total</u>
<b>1440 Alternative Regular Education Programs</b>				
<b>300 <u>Purchased Professional and Technical Services</u></b>				
330 Other Professional Services		9,526.75		9,526.75
<b>Total Purchased Professional and Technical Services</b>		<b>\$9,526.75</b>		<b>\$9,526.75</b>
<b>500 <u>Other Purchased Services</u></b>				
561 Tuition To Other School Districts Within the State		52,771.38		52,771.38
<b>Total Other Purchased Services</b>		<b>\$52,771.38</b>		<b>\$52,771.38</b>
<b>Total 1440 Alternative Regular Education Programs</b>		<b>\$62,298.13</b>		<b>\$62,298.13</b>

General Fund (10)

	<u>Elementary</u>	<u>Secondary</u>	<u>Federal</u>	<u>Total</u>
<b>1442 Alternative Education Programs</b>				
<b>300 <u>Purchased Professional and Technical Services</u></b>				
330 Other Professional Services		9,526.75		9,526.75
<b>Total Purchased Professional and Technical Services</b>		<b>\$9,526.75</b>		<b>\$9,526.75</b>
<b>500 <u>Other Purchased Services</u></b>				
561 Tuition To Other School Districts Within the State		52,771.38		52,771.38
<b>Total Other Purchased Services</b>		<b>\$52,771.38</b>		<b>\$52,771.38</b>
<b>Total 1442 Alternative Education Programs</b>		<b>\$62,298.13</b>		<b>\$62,298.13</b>



**General Fund (10)**

**2000 Support Services**

Total

**100 Personnel Services – Salaries**

100 Personnel Services – Salaries 3,904,766.72

**Total Personnel Services – Salaries \$3,904,766.72**

**200 Personnel Services – Employee Benefits**

210 Group Insurance – Contracted Provider 1,181,723.38

220 Social Security Contributions 288,853.77

230 PSERS Retirement Contributions 1,353,084.55

240 Tuition Reimbursement 34,139.30

250 Unemployment Compensation 1,494.82

260 Workers' Compensation 20,527.55

291 Other Retirement Plans 855.00

292 Health Savings Accounts 61,600.00

299 All Other Employee Benefits 800.00

**Total Personnel Services – Employee Benefits \$2,943,078.37**

**300 Purchased Professional and Technical Services**

310 Official / Administrative Services 43,481.31

330 Other Professional Services 263,334.70

340 Technical Services 79,731.65

350 Security / Safety Services 12,148.66

360 Employee Training and Development Services 30,850.50

390 Other Purchased Professional and Technical Services 1,564.00

**Total Purchased Professional and Technical Services \$431,110.82**

**400 Purchased Property Services**

410 Cleaning Services 47,862.17

420 Utility Services 109,980.54

430 Repairs and Maintenance Services 456,018.63

440 Rentals 26,181.32

**Total Purchased Property Services \$640,042.66**

**500 Other Purchased Services**

510 Student Transportation Services 1,659.48

513 Contracted Carriers 2,283,482.56

516 Student Transportation Services From the IU 20,192.97

520 Insurance – General 17,103.49

523 General Property and Liability Insurance 156,810.00

530 Communications 64,368.39

549 Other Advertising/Public Relations 27,442.08

550 Printing and Binding 55,021.91

580 Travel 43,908.34

**Total Other Purchased Services \$2,669,989.22**

**600 Supplies**

610 General Supplies 273,953.84

620 Energy 486,259.86

630 Food 22,001.92

640 Books and Periodicals 8,101.79

LEA : 117596003 Northern Tioga SD

Printed 11/8/2023 1:48:51 PM

**General Fund (10)**

**2000 Support Services**

**Total**

**600 Supplies**

650 Supplies & Fees – Technology Related

278,901.33

**Total Supplies**

**\$1,069,218.74**

**700 Property**

752 Capital Equipment – Original and Additional

75,053.30

762 Capitalized Equipment - Replacement

17,850.00

**Total Property**

**\$92,903.30**

**800 Other Objects**

810 Dues and Fees

17,753.87

820 Claims and Judgments Against the LEA

80,000.00

**Total Other Objects**

**\$97,753.87**

**Total 2000 Support Services**

**\$11,848,863.70**

**General Fund (10)**

**2100 Support Services – Students**

**100 Personnel Services – Salaries**

	<u>Elementary</u>	<u>Secondary</u>	<u>Federal</u>	<u>Total</u>
100 Personnel Services – Salaries	359.51	351,372.23	194,223.16	747,616.42
<b>Total Personnel Services – Salaries</b>	<b>\$359.51</b>	<b>\$351,372.23</b>	<b>\$194,223.16</b>	<b>\$747,616.42</b>

**200 Personnel Services – Employee Benefits**

210 Group Insurance – Contracted Provider	99.76	116,542.07	46,422.04	211,220.34
220 Social Security Contributions	26.54	25,554.97	14,373.98	54,818.02
230 PSERS Retirement Contributions	126.73	122,699.71	68,289.11	262,221.35
250 Unemployment Compensation	(70.26)	20.60	325.31	330.12
260 Workers' Compensation	(19.79)	1,797.22	1,068.06	3,954.46
292 Health Savings Accounts		8,400.00		8,400.00
<b>Total Personnel Services – Employee Benefits</b>	<b>\$162.98</b>	<b>\$275,014.57</b>	<b>\$130,478.50</b>	<b>\$540,944.29</b>

**400 Purchased Property Services**

440 Rentals		260.16		260.16
<b>Total Purchased Property Services</b>		<b>\$260.16</b>		<b>\$260.16</b>

**500 Other Purchased Services**

510 Student Transportation Services		1,659.48		1,659.48
530 Communications		2,909.35		2,909.35
580 Travel	214.82	3,980.53	2,737.81	7,313.16
<b>Total Other Purchased Services</b>	<b>\$214.82</b>	<b>\$8,549.36</b>	<b>\$2,737.81</b>	<b>\$11,881.99</b>

**600 Supplies**

610 General Supplies	544.86	5,660.75		6,205.61
640 Books and Periodicals	110.18			110.18
<b>Total Supplies</b>	<b>\$655.04</b>	<b>\$5,660.75</b>		<b>\$6,315.79</b>

**800 Other Objects**

810 Dues and Fees	130.98	393.02		749.00
<b>Total Other Objects</b>	<b>\$130.98</b>	<b>\$393.02</b>		<b>\$749.00</b>

**Total 2100 Support Services – Students**

	<b>\$1,523.33</b>	<b>\$641,250.09</b>	<b>\$327,439.47</b>	<b>\$1,307,767.65</b>
--	-------------------	---------------------	---------------------	-----------------------

**General Fund (10)**

**2120 Guidance Services**

**100 Personnel Services – Salaries**

	<u>Elementary</u>	<u>Secondary</u>	<u>Federal</u>	<u>Total</u>
100 Personnel Services – Salaries		279,830.18	74,196.69	354,026.87
<b>Total Personnel Services – Salaries</b>		<b>\$279,830.18</b>	<b>\$74,196.69</b>	<b>\$354,026.87</b>

**200 Personnel Services – Employee Benefits**

210 Group Insurance – Contracted Provider	22.00	101,068.36	24,149.24	125,239.60
220 Social Security Contributions		20,274.99	5,433.81	25,708.80
230 PSERS Retirement Contributions		97,479.75	25,967.81	123,447.56
250 Unemployment Compensation	(69.85)	102.27	88.01	120.43
260 Workers' Compensation	(21.58)	1,442.23	407.98	1,828.63
292 Health Savings Accounts		8,400.00		8,400.00
<b>Total Personnel Services – Employee Benefits</b>	<b>(\$69.43)</b>	<b>\$228,767.60</b>	<b>\$56,046.85</b>	<b>\$284,745.02</b>

**400 Purchased Property Services**

440 Rentals		260.16		260.16
<b>Total Purchased Property Services</b>		<b>\$260.16</b>		<b>\$260.16</b>

**500 Other Purchased Services**

510 Student Transportation Services		1,659.48		1,659.48
530 Communications		2,909.35		2,909.35
580 Travel	196.70	375.09		571.79
<b>Total Other Purchased Services</b>	<b>\$196.70</b>	<b>\$4,943.92</b>		<b>\$5,140.62</b>

**600 Supplies**

610 General Supplies	520.56	825.90		1,346.46
640 Books and Periodicals	110.18			110.18
<b>Total Supplies</b>	<b>\$630.74</b>	<b>\$825.90</b>		<b>\$1,456.64</b>

**800 Other Objects**

810 Dues and Fees	129.00			129.00
<b>Total Other Objects</b>	<b>\$129.00</b>			<b>\$129.00</b>

**Total 2120 Guidance Services**

	<b>\$887.01</b>	<b>\$514,627.76</b>	<b>\$130,243.54</b>	<b>\$645,758.31</b>
--	-----------------	---------------------	---------------------	---------------------

**General Fund (10)**

	<u>Elementary</u>	<u>Secondary</u>	<u>Federal</u>	<u>Total</u>
<b>2140 Psychological Services</b>				
<b>100 Personnel Services – Salaries</b>				
100 Personnel Services – Salaries	359.51	71,542.05	120,026.47	191,928.03
<b>Total Personnel Services – Salaries</b>	<b>\$359.51</b>	<b>\$71,542.05</b>	<b>\$120,026.47</b>	<b>\$191,928.03</b>
<b>200 Personnel Services – Employee Benefits</b>				
210 Group Insurance – Contracted Provider	77.76	15,473.71	22,272.80	37,824.27
220 Social Security Contributions	26.54	5,279.98	8,940.17	14,246.69
230 PSERS Retirement Contributions	126.73	25,219.96	42,321.30	67,667.99
250 Unemployment Compensation	(0.41)	(81.67)	237.30	155.22
260 Workers' Compensation	1.79	354.99	660.08	1,016.86
<b>Total Personnel Services – Employee Benefits</b>	<b>\$232.41</b>	<b>\$46,246.97</b>	<b>\$74,431.65</b>	<b>\$120,911.03</b>
<b>500 Other Purchased Services</b>				
580 Travel	18.12	3,605.44	2,737.81	6,361.37
<b>Total Other Purchased Services</b>	<b>\$18.12</b>	<b>\$3,605.44</b>	<b>\$2,737.81</b>	<b>\$6,361.37</b>
<b>600 Supplies</b>				
610 General Supplies	24.30	4,834.85		4,859.15
<b>Total Supplies</b>	<b>\$24.30</b>	<b>\$4,834.85</b>		<b>\$4,859.15</b>
<b>800 Other Objects</b>				
810 Dues and Fees	1.98	393.02		395.00
<b>Total Other Objects</b>	<b>\$1.98</b>	<b>\$393.02</b>		<b>\$395.00</b>
<b>Total 2140 Psychological Services</b>	<b>\$636.32</b>	<b>\$126,622.33</b>	<b>\$197,195.93</b>	<b>\$324,454.58</b>

**General Fund (10)**

**2160 Social Work Services**

Elementary                      Secondary                      Federal                      Total

<b>100</b>	<b><u>Personnel Services – Salaries</u></b>			
	100 Personnel Services – Salaries			201,661.52
<b>Total Personnel Services – Salaries</b>				<b>\$201,661.52</b>
<b>200</b>	<b><u>Personnel Services – Employee Benefits</u></b>			
	210 Group Insurance – Contracted Provider			48,156.47
	220 Social Security Contributions			14,862.53
	230 PSERS Retirement Contributions			71,105.80
	250 Unemployment Compensation			54.47
	260 Workers' Compensation			1,108.97
<b>Total Personnel Services – Employee Benefits</b>				<b>\$135,288.24</b>
<b>500</b>	<b><u>Other Purchased Services</u></b>			
	580 Travel			380.00
<b>Total Other Purchased Services</b>				<b>\$380.00</b>
<b>800</b>	<b><u>Other Objects</u></b>			
	810 Dues and Fees			225.00
<b>Total Other Objects</b>				<b>\$225.00</b>
<b>Total 2160 Social Work Services</b>				<b>\$337,554.76</b>

LEA : 117596003 Northern Tioga SD

Printed 11/8/2023 1:48:51 PM

**General Fund (10)**

**2200 Support Services – Instructional Staff**

	<u>Elementary</u>	<u>Secondary</u>	<u>Federal</u>	<u>Total</u>
<b>100 Personnel Services – Salaries</b>				
100 Personnel Services – Salaries	269,632.32	377,458.35	3,701.70	650,792.37
<b>Total Personnel Services – Salaries</b>	<b>\$269,632.32</b>	<b>\$377,458.35</b>	<b>\$3,701.70</b>	<b>\$650,792.37</b>
<b>200 Personnel Services – Employee Benefits</b>				
210 Group Insurance – Contracted Provider	108,122.81	56,359.90		164,482.71
220 Social Security Contributions	19,295.88	28,377.74	289.70	47,963.32
230 PSERS Retirement Contributions	92,827.09	131,667.02	1,305.22	225,799.33
240 Tuition Reimbursement	18,454.00	15,685.30		34,139.30
250 Unemployment Compensation	119.45	133.56		253.01
260 Workers' Compensation	1,407.43	2,039.50	20.36	3,467.29
292 Health Savings Accounts	8,400.00			8,400.00
299 All Other Employee Benefits		800.00		800.00
<b>Total Personnel Services – Employee Benefits</b>	<b>\$248,626.66</b>	<b>\$235,063.02</b>	<b>\$1,615.28</b>	<b>\$485,304.96</b>
<b>300 Purchased Professional and Technical Services</b>				
330 Other Professional Services	3,250.04	2,949.96		6,200.00
340 Technical Services	3,753.67	11,444.69		15,198.36
360 Employee Training and Development Services	4,292.80	4,447.20	16,431.00	25,171.00
390 Other Purchased Professional and Technical Services	819.86	744.14		1,564.00
<b>Total Purchased Professional and Technical Services</b>	<b>\$12,116.37</b>	<b>\$19,585.99</b>	<b>\$16,431.00</b>	<b>\$48,133.36</b>
<b>400 Purchased Property Services</b>				
430 Repairs and Maintenance Services	10,140.98	9,376.62		19,517.60
440 Rentals	1,289.28	2,715.71		4,004.99
<b>Total Purchased Property Services</b>	<b>\$11,430.26</b>	<b>\$12,092.33</b>		<b>\$23,522.59</b>
<b>500 Other Purchased Services</b>				
530 Communications	35.54	7,086.99		7,122.53
580 Travel	5,326.79	8,255.59		13,582.38
<b>Total Other Purchased Services</b>	<b>\$5,362.33</b>	<b>\$15,342.58</b>		<b>\$20,704.91</b>
<b>600 Supplies</b>				
610 General Supplies	2,818.40	7,071.58	550.00	10,439.98
630 Food	5,888.08	5,018.63		10,906.71
640 Books and Periodicals	2,748.78	3,899.50		6,648.28
650 Supplies & Fees – Technology Related	110,950.04	98,724.73	18,933.00	228,607.77
<b>Total Supplies</b>	<b>\$122,405.30</b>	<b>\$114,714.44</b>	<b>\$19,483.00</b>	<b>\$256,602.74</b>
<b>800 Other Objects</b>				
810 Dues and Fees	422.60	841.40		1,264.00
<b>Total Other Objects</b>	<b>\$422.60</b>	<b>\$841.40</b>		<b>\$1,264.00</b>
<b>Total 2200 Support Services – Instructional Staff</b>	<b>\$669,995.84</b>	<b>\$775,098.11</b>	<b>\$41,230.98</b>	<b>\$1,486,324.93</b>

**General Fund (10)**

	<u>Elementary</u>	<u>Secondary</u>	<u>Federal</u>	<u>Total</u>
<b>2220 Technology Support Services</b>				
<b>100 Personnel Services – Salaries</b>				
100 Personnel Services – Salaries	90,668.69	78,889.52		169,558.21
<b>Total Personnel Services – Salaries</b>	<b>\$90,668.69</b>	<b>\$78,889.52</b>		<b>\$169,558.21</b>
<b>200 Personnel Services – Employee Benefits</b>				
210 Group Insurance – Contracted Provider	32,481.36	29,088.96		61,570.32
220 Social Security Contributions	6,588.10	5,720.48		12,308.58
230 PSERS Retirement Contributions	31,912.25	27,781.76		59,694.01
250 Unemployment Compensation	28.56	25.91		54.47
260 Workers' Compensation	473.96	411.85		885.81
<b>Total Personnel Services – Employee Benefits</b>	<b>\$71,484.23</b>	<b>\$63,028.96</b>		<b>\$134,513.19</b>
<b>300 Purchased Professional and Technical Services</b>				
330 Other Professional Services	3,250.04	2,949.96		6,200.00
340 Technical Services	3,713.09	3,370.27		7,083.36
390 Other Purchased Professional and Technical Services	819.86	744.14		1,564.00
<b>Total Purchased Professional and Technical Services</b>	<b>\$7,782.99</b>	<b>\$7,064.37</b>		<b>\$14,847.36</b>
<b>400 Purchased Property Services</b>				
430 Repairs and Maintenance Services	10,140.12	9,203.88		19,344.00
<b>Total Purchased Property Services</b>	<b>\$10,140.12</b>	<b>\$9,203.88</b>		<b>\$19,344.00</b>
<b>500 Other Purchased Services</b>				
530 Communications	10.27	2,043.75		2,054.02
580 Travel	859.48	780.11		1,639.59
<b>Total Other Purchased Services</b>	<b>\$869.75</b>	<b>\$2,823.86</b>		<b>\$3,693.61</b>
<b>600 Supplies</b>				
610 General Supplies		20.43		20.43
650 Supplies & Fees – Technology Related	110,900.79	88,923.98	18,933.00	218,757.77
<b>Total Supplies</b>	<b>\$110,900.79</b>	<b>\$88,944.41</b>	<b>\$18,933.00</b>	<b>\$218,778.20</b>
<b>Total 2220 Technology Support Services</b>	<b>\$291,846.57</b>	<b>\$249,955.00</b>	<b>\$18,933.00</b>	<b>\$560,734.57</b>



**General Fund (10)**

	<u>Elementary</u>	<u>Secondary</u>	<u>Federal</u>	<u>Total</u>
<b>2250 School Library Services</b>				
<b>100 Personnel Services – Salaries</b>				
100 Personnel Services – Salaries	74,595.52	44,243.33		118,838.85
<b>Total Personnel Services – Salaries</b>	<b>\$74,595.52</b>	<b>\$44,243.33</b>		<b>\$118,838.85</b>
<b>200 Personnel Services – Employee Benefits</b>				
210 Group Insurance – Contracted Provider	67,452.29	15,734.01		83,186.30
220 Social Security Contributions	4,855.16	3,127.09		7,982.25
230 PSERS Retirement Contributions	24,095.14	14,396.06		38,491.20
250 Unemployment Compensation	55.64	49.41		105.05
260 Workers' Compensation	359.24	215.82		575.06
292 Health Savings Accounts	8,400.00			8,400.00
299 All Other Employee Benefits		800.00		800.00
<b>Total Personnel Services – Employee Benefits</b>	<b>\$105,217.47</b>	<b>\$34,322.39</b>		<b>\$139,539.86</b>
<b>600 Supplies</b>				
610 General Supplies	2,230.54	1,660.17		3,890.71
640 Books and Periodicals	2,745.00	3,148.28		5,893.28
<b>Total Supplies</b>	<b>\$4,975.54</b>	<b>\$4,808.45</b>		<b>\$9,783.99</b>
<b>Total 2250 School Library Services</b>	<b>\$184,788.53</b>	<b>\$83,374.17</b>		<b>\$268,162.70</b>

**General Fund (10)**

**2260 Instruction and Curriculum Development Services**

	<u>Elementary</u>	<u>Secondary</u>	<u>Federal</u>	<u>Total</u>
<b>100 Personnel Services – Salaries</b>				
100 Personnel Services – Salaries	91,512.72	240,386.12	3,701.70	335,600.54
<b>Total Personnel Services – Salaries</b>	<b>\$91,512.72</b>	<b>\$240,386.12</b>	<b>\$3,701.70</b>	<b>\$335,600.54</b>
<b>200 Personnel Services – Employee Benefits</b>				
210 Group Insurance – Contracted Provider	8,189.16	11,536.93		19,726.09
220 Social Security Contributions	6,888.18	18,470.82	289.70	25,648.70
230 PSERS Retirement Contributions	32,286.89	84,574.16	1,305.22	118,166.27
250 Unemployment Compensation	24.53	58.24		82.77
260 Workers' Compensation	503.53	1,335.18	20.36	1,859.07
<b>Total Personnel Services – Employee Benefits</b>	<b>\$47,892.29</b>	<b>\$115,975.33</b>	<b>\$1,615.28</b>	<b>\$165,482.90</b>
<b>300 Purchased Professional and Technical Services</b>				
340 Technical Services	40.58	8,074.42		8,115.00
<b>Total Purchased Professional and Technical Services</b>	<b>\$40.58</b>	<b>\$8,074.42</b>		<b>\$8,115.00</b>
<b>400 Purchased Property Services</b>				
430 Repairs and Maintenance Services	0.86	172.74		173.60
440 Rentals	1,289.28	2,715.71		4,004.99
<b>Total Purchased Property Services</b>	<b>\$1,290.14</b>	<b>\$2,888.45</b>		<b>\$4,178.59</b>
<b>500 Other Purchased Services</b>				
530 Communications	25.27	5,043.24		5,068.51
580 Travel	2,811.74	4,897.08		7,708.82
<b>Total Other Purchased Services</b>	<b>\$2,837.01</b>	<b>\$9,940.32</b>		<b>\$12,777.33</b>
<b>600 Supplies</b>				
610 General Supplies	429.11	5,255.63	550.00	6,234.74
640 Books and Periodicals	3.78	751.22		755.00
650 Supplies & Fees – Technology Related	49.25	9,800.75		9,850.00
<b>Total Supplies</b>	<b>\$482.14</b>	<b>\$15,807.60</b>	<b>\$550.00</b>	<b>\$16,839.74</b>
<b>800 Other Objects</b>				
810 Dues and Fees	422.60	841.40		1,264.00
<b>Total Other Objects</b>	<b>\$422.60</b>	<b>\$841.40</b>		<b>\$1,264.00</b>
<b>Total 2260 Instruction and Curriculum Development Services</b>	<b>\$144,477.48</b>	<b>\$393,913.64</b>	<b>\$5,866.98</b>	<b>\$544,258.10</b>

**General Fund (10)**

	<u>Elementary</u>	<u>Secondary</u>	<u>Federal</u>	<u>Total</u>
<b>2270 Instructional Staff Professional Development Services</b>				
<b>100 Personnel Services – Salaries</b>				
100 Personnel Services – Salaries	12,855.39	13,939.38		26,794.77
<b>Total Personnel Services – Salaries</b>	<b>\$12,855.39</b>	<b>\$13,939.38</b>		<b>\$26,794.77</b>
<b>200 Personnel Services – Employee Benefits</b>				
220 Social Security Contributions	964.44	1,059.35		2,023.79
230 PSERS Retirement Contributions	4,532.81	4,915.04		9,447.85
240 Tuition Reimbursement	18,454.00	15,685.30		34,139.30
250 Unemployment Compensation	10.72			10.72
260 Workers' Compensation	70.70	76.65		147.35
<b>Total Personnel Services – Employee Benefits</b>	<b>\$24,032.67</b>	<b>\$21,736.34</b>		<b>\$45,769.01</b>
<b>300 Purchased Professional and Technical Services</b>				
360 Employee Training and Development Services	4,292.80	4,447.20	16,431.00	25,171.00
<b>Total Purchased Professional and Technical Services</b>	<b>\$4,292.80</b>	<b>\$4,447.20</b>	<b>\$16,431.00</b>	<b>\$25,171.00</b>
<b>500 Other Purchased Services</b>				
580 Travel	1,655.57	2,578.40		4,233.97
<b>Total Other Purchased Services</b>	<b>\$1,655.57</b>	<b>\$2,578.40</b>		<b>\$4,233.97</b>
<b>600 Supplies</b>				
610 General Supplies	158.75	135.35		294.10
630 Food	5,888.08	5,018.63		10,906.71
<b>Total Supplies</b>	<b>\$6,046.83</b>	<b>\$5,153.98</b>		<b>\$11,200.81</b>
<b>Total 2270 Instructional Staff Professional Development Services</b>	<b>\$48,883.26</b>	<b>\$47,855.30</b>	<b>\$16,431.00</b>	<b>\$113,169.56</b>

**General Fund (10)**

	<u>Elementary</u>	<u>Secondary</u>	<u>Federal</u>	<u>Total</u>
<b>2300 Support Services – Administration</b>				
<b>100 Personnel Services – Salaries</b>				
100 Personnel Services – Salaries	447,138.16	415,563.15	64,067.78	1,151,013.07
<b>Total Personnel Services – Salaries</b>	<b>\$447,138.16</b>	<b>\$415,563.15</b>	<b>\$64,067.78</b>	<b>\$1,151,013.07</b>
<b>200 Personnel Services – Employee Benefits</b>				
210 Group Insurance – Contracted Provider	154,567.22	121,424.55	691.00	314,152.06
220 Social Security Contributions	33,426.32	30,237.70	4,694.86	85,731.10
230 PSERS Retirement Contributions	157,210.98	146,191.88	22,590.38	399,005.73
250 Unemployment Compensation	43.81	102.07	84.99	267.20
260 Workers' Compensation	2,320.60	2,170.86	352.46	6,017.12
292 Health Savings Accounts	8,400.00	5,600.00		14,000.00
<b>Total Personnel Services – Employee Benefits</b>	<b>\$355,968.93</b>	<b>\$305,727.06</b>	<b>\$28,413.69</b>	<b>\$819,173.21</b>
<b>300 Purchased Professional and Technical Services</b>				
310 Official / Administrative Services				43,481.31
330 Other Professional Services				141,534.26
340 Technical Services				60,609.96
<b>Total Purchased Professional and Technical Services</b>				<b>\$245,625.53</b>
<b>400 Purchased Property Services</b>				
430 Repairs and Maintenance Services	523.15	94.21		617.36
440 Rentals	12,532.32	3,895.20		19,396.43
<b>Total Purchased Property Services</b>	<b>\$13,055.47</b>	<b>\$3,989.41</b>		<b>\$20,013.79</b>
<b>500 Other Purchased Services</b>				
520 Insurance – General				16,753.49
530 Communications	23,116.02	21,375.73	700.00	48,658.80
549 Other Advertising/Public Relations				27,442.08
550 Printing and Binding				55,021.91
580 Travel	1,233.12	6,153.21		12,406.74
<b>Total Other Purchased Services</b>	<b>\$24,349.14</b>	<b>\$27,528.94</b>	<b>\$700.00</b>	<b>\$160,283.02</b>
<b>600 Supplies</b>				
610 General Supplies	5,352.69	5,779.28		16,677.14
630 Food	122.13			11,095.21
640 Books and Periodicals				1,343.33
<b>Total Supplies</b>	<b>\$5,474.82</b>	<b>\$5,779.28</b>		<b>\$29,115.68</b>
<b>800 Other Objects</b>				
810 Dues and Fees	89.00	605.00		14,849.87
820 Claims and Judgments Against the LEA				80,000.00
<b>Total Other Objects</b>	<b>\$89.00</b>	<b>\$605.00</b>		<b>\$94,849.87</b>
<b>Total 2300 Support Services – Administration</b>	<b>\$846,075.52</b>	<b>\$759,192.84</b>	<b>\$93,181.47</b>	<b>\$2,520,074.17</b>

**General Fund (10)**

	<u>Elementary</u>	<u>Secondary</u>	<u>Federal</u>	<u>Total</u>
<b>2310 Board Services</b>				
<b>200 Personnel Services – Employee Benefits</b>				
210 Group Insurance – Contracted Provider				28.00
<b>Total Personnel Services – Employee Benefits</b>				<b>\$28.00</b>
<b>300 Purchased Professional and Technical Services</b>				
330 Other Professional Services				17,753.00
<b>Total Purchased Professional and Technical Services</b>				<b>\$17,753.00</b>
<b>400 Purchased Property Services</b>				
440 Rentals				1,484.45
<b>Total Purchased Property Services</b>				<b>\$1,484.45</b>
<b>500 Other Purchased Services</b>				
520 Insurance – General				15,786.00
530 Communications				1,305.41
549 Other Advertising/Public Relations				27,442.08
550 Printing and Binding				55,021.91
<b>Total Other Purchased Services</b>				<b>\$99,555.40</b>
<b>600 Supplies</b>				
610 General Supplies				1,664.27
630 Food				6,196.82
640 Books and Periodicals				475.00
<b>Total Supplies</b>				<b>\$8,336.09</b>
<b>800 Other Objects</b>				
810 Dues and Fees				12,060.87
820 Claims and Judgments Against the LEA				80,000.00
<b>Total Other Objects</b>				<b>\$92,060.87</b>
<b>Total 2310 Board Services</b>				<b>\$219,217.81</b>

General Fund (10)

	<u>Elementary</u>	<u>Secondary</u>	<u>Federal</u>	<u>Total</u>
<b>2330 Tax Assessment and Collection Services</b>				
<b>300 <u>Purchased Professional and Technical Services</u></b>				
310 Official / Administrative Services				31,937.93
340 Technical Services				60,609.96
<b>Total Purchased Professional and Technical Services</b>				<b>\$92,547.89</b>
<b>500 <u>Other Purchased Services</u></b>				
520 Insurance – General				967.49
530 Communications				2,161.64
<b>Total Other Purchased Services</b>				<b>\$3,129.13</b>
<b>600 <u>Supplies</u></b>				
610 General Supplies				335.87
<b>Total Supplies</b>				<b>\$335.87</b>
<b>Total 2330 Tax Assessment and Collection Services</b>				<b>\$96,012.89</b>

LEA : 117596003 Northern Tioga SD

Printed 11/8/2023 1:48:51 PM

General Fund (10)

2350 Legal and Accounting Services

Elementary

Secondary

Federal

Total

300 Purchased Professional and Technical Services

330 Other Professional Services

123,781.26

**Total Purchased Professional and Technical Services**

**\$123,781.26**

**Total 2350 Legal and Accounting Services**

**\$123,781.26**

**General Fund (10)**

	<u>Elementary</u>	<u>Secondary</u>	<u>Federal</u>	<u>Total</u>
<b>2360 Office of the Superintendent / Executive Director Services</b>				
<b>100 Personnel Services – Salaries</b>				
100 Personnel Services – Salaries				224,243.98
<b>Total Personnel Services – Salaries</b>				<b>\$224,243.98</b>
<b>200 Personnel Services – Employee Benefits</b>				
210 Group Insurance – Contracted Provider				37,441.29
220 Social Security Contributions				17,372.22
230 PSERS Retirement Contributions				73,012.49
250 Unemployment Compensation				36.33
260 Workers' Compensation				1,173.20
<b>Total Personnel Services – Employee Benefits</b>				<b>\$129,035.53</b>
<b>400 Purchased Property Services</b>				
440 Rentals				1,484.46
<b>Total Purchased Property Services</b>				<b>\$1,484.46</b>
<b>500 Other Purchased Services</b>				
530 Communications	19.84	3,946.53		3,966.37
580 Travel				5,020.41
<b>Total Other Purchased Services</b>	<b>\$19.84</b>	<b>\$3,946.53</b>		<b>\$8,986.78</b>
<b>600 Supplies</b>				
610 General Supplies				3,545.03
630 Food				4,776.26
640 Books and Periodicals				868.33
<b>Total Supplies</b>				<b>\$9,189.62</b>
<b>800 Other Objects</b>				
810 Dues and Fees				2,095.00
<b>Total Other Objects</b>				<b>\$2,095.00</b>
<b>Total 2360 Office of the Superintendent / Executive Director Services</b>	<b>\$19.84</b>	<b>\$3,946.53</b>		<b>\$375,035.37</b>



**General Fund (10)**

**2380 Office of the Principal Services**

	<u>Elementary</u>	<u>Secondary</u>	<u>Federal</u>	<u>Total</u>
<b>100 Personnel Services – Salaries</b>				
100 Personnel Services – Salaries	447,138.16	415,563.15	64,067.78	926,769.09
<b>Total Personnel Services – Salaries</b>	<b>\$447,138.16</b>	<b>\$415,563.15</b>	<b>\$64,067.78</b>	<b>\$926,769.09</b>
<b>200 Personnel Services – Employee Benefits</b>				
210 Group Insurance – Contracted Provider	154,567.22	121,424.55	691.00	276,682.77
220 Social Security Contributions	33,426.32	30,237.70	4,694.86	68,358.88
230 PSERS Retirement Contributions	157,210.98	146,191.88	22,590.38	325,993.24
250 Unemployment Compensation	43.81	102.07	84.99	230.87
260 Workers' Compensation	2,320.60	2,170.86	352.46	4,843.92
292 Health Savings Accounts	8,400.00	5,600.00		14,000.00
<b>Total Personnel Services – Employee Benefits</b>	<b>\$355,968.93</b>	<b>\$305,727.06</b>	<b>\$28,413.69</b>	<b>\$690,109.68</b>
<b>400 Purchased Property Services</b>				
430 Repairs and Maintenance Services	523.15	94.21		617.36
440 Rentals	12,532.32	3,895.20		16,427.52
<b>Total Purchased Property Services</b>	<b>\$13,055.47</b>	<b>\$3,989.41</b>		<b>\$17,044.88</b>
<b>500 Other Purchased Services</b>				
530 Communications	23,096.18	17,429.20	700.00	41,225.38
580 Travel	1,233.12	6,153.21		7,386.33
<b>Total Other Purchased Services</b>	<b>\$24,329.30</b>	<b>\$23,582.41</b>	<b>\$700.00</b>	<b>\$48,611.71</b>
<b>600 Supplies</b>				
610 General Supplies	5,352.69	5,779.28		11,131.97
630 Food	122.13			122.13
<b>Total Supplies</b>	<b>\$5,474.82</b>	<b>\$5,779.28</b>		<b>\$11,254.10</b>
<b>800 Other Objects</b>				
810 Dues and Fees	89.00	605.00		694.00
<b>Total Other Objects</b>	<b>\$89.00</b>	<b>\$605.00</b>		<b>\$694.00</b>
<b>Total 2380 Office of the Principal Services</b>	<b>\$846,055.68</b>	<b>\$755,246.31</b>	<b>\$93,181.47</b>	<b>\$1,694,483.46</b>

LEA : 117596003 Northern Tioga SD

Printed 11/8/2023 1:48:51 PM

General Fund (10)

2390 Other Administration Services

Elementary

Secondary

Federal

Total

300 Purchased Professional and Technical Services

310 Official / Administrative Services

11,543.38

**Total Purchased Professional and Technical Services**

**\$11,543.38**

**Total 2390 Other Administration Services**

**\$11,543.38**

**General Fund (10)**

	<u>Elementary</u>	<u>Secondary</u>	<u>Federal</u>	<u>Total</u>
<b>2400 Support Services – Pupil Health</b>				
<b>100 Personnel Services – Salaries</b>				
100 Personnel Services – Salaries				210,708.93
<b>Total Personnel Services – Salaries</b>				<b>\$210,708.93</b>
<b>200 Personnel Services – Employee Benefits</b>				
210 Group Insurance – Contracted Provider				87,338.55
220 Social Security Contributions				15,315.62
230 PSERS Retirement Contributions				67,505.21
250 Unemployment Compensation				107.13
260 Workers' Compensation				1,101.82
291 Other Retirement Plans				855.00
292 Health Savings Accounts				2,800.00
<b>Total Personnel Services – Employee Benefits</b>				<b>\$175,023.33</b>
<b>300 Purchased Professional and Technical Services</b>				
330 Other Professional Services			30,000.00	31,406.00
<b>Total Purchased Professional and Technical Services</b>			<b>\$30,000.00</b>	<b>\$31,406.00</b>
<b>500 Other Purchased Services</b>				
580 Travel				544.17
<b>Total Other Purchased Services</b>				<b>\$544.17</b>
<b>600 Supplies</b>				
610 General Supplies				9,495.93
<b>Total Supplies</b>				<b>\$9,495.93</b>
<b>700 Property</b>				
762 Capitalized Equipment - Replacement				7,980.00
<b>Total Property</b>				<b>\$7,980.00</b>
<b>Total 2400 Support Services – Pupil Health</b>			<b>\$30,000.00</b>	<b>\$435,158.36</b>

**General Fund (10)**

**2440 Nursing Services**

	<u>Elementary</u>	<u>Secondary</u>	<u>Federal</u>	<u>Total</u>
<b>100 Personnel Services – Salaries</b>				
100 Personnel Services – Salaries				210,708.93
<b>Total Personnel Services – Salaries</b>				<b>\$210,708.93</b>
<b>200 Personnel Services – Employee Benefits</b>				
210 Group Insurance – Contracted Provider				87,338.55
220 Social Security Contributions				15,315.62
230 PSERS Retirement Contributions				67,505.21
250 Unemployment Compensation				107.13
260 Workers' Compensation				1,101.82
291 Other Retirement Plans				855.00
292 Health Savings Accounts				2,800.00
<b>Total Personnel Services – Employee Benefits</b>				<b>\$175,023.33</b>
<b>300 Purchased Professional and Technical Services</b>				
330 Other Professional Services			30,000.00	31,406.00
<b>Total Purchased Professional and Technical Services</b>			<b>\$30,000.00</b>	<b>\$31,406.00</b>
<b>500 Other Purchased Services</b>				
580 Travel				544.17
<b>Total Other Purchased Services</b>				<b>\$544.17</b>
<b>600 Supplies</b>				
610 General Supplies				9,495.93
<b>Total Supplies</b>				<b>\$9,495.93</b>
<b>700 Property</b>				
762 Capitalized Equipment - Replacement				7,980.00
<b>Total Property</b>				<b>\$7,980.00</b>
<b>Total 2440 Nursing Services</b>			<b>\$30,000.00</b>	<b>\$435,158.36</b>

**General Fund (10)**

	<u>Elementary</u>	<u>Secondary</u>	<u>Federal</u>	<u>Total</u>
<b>2500 Support Services – Business</b>				
<b>100 Personnel Services – Salaries</b>				
100 Personnel Services – Salaries				233,779.80
<b>Total Personnel Services – Salaries</b>				<b>\$233,779.80</b>
<b>200 Personnel Services – Employee Benefits</b>				
210 Group Insurance – Contracted Provider				73,243.66
220 Social Security Contributions				17,682.41
230 PSERS Retirement Contributions				80,823.40
250 Unemployment Compensation				81.57
260 Workers' Compensation				1,223.01
292 Health Savings Accounts				2,800.00
<b>Total Personnel Services – Employee Benefits</b>				<b>\$175,854.05</b>
<b>300 Purchased Professional and Technical Services</b>				
330 Other Professional Services				6,750.00
<b>Total Purchased Professional and Technical Services</b>				<b>\$6,750.00</b>
<b>400 Purchased Property Services</b>				
440 Rentals				2,519.74
<b>Total Purchased Property Services</b>				<b>\$2,519.74</b>
<b>500 Other Purchased Services</b>				
520 Insurance – General				350.00
530 Communications				5,677.71
580 Travel				2,118.03
<b>Total Other Purchased Services</b>				<b>\$8,145.74</b>
<b>600 Supplies</b>				
610 General Supplies				4,768.47
<b>Total Supplies</b>				<b>\$4,768.47</b>
<b>800 Other Objects</b>				
810 Dues and Fees				725.00
<b>Total Other Objects</b>				<b>\$725.00</b>
<b>Total 2500 Support Services – Business</b>				<b>\$432,542.80</b>

**General Fund (10)**

	<u>Elementary</u>	<u>Secondary</u>	<u>Federal</u>	<u>Total</u>
<b>2510 Fiscal Services</b>				
<b>100 <u>Personnel Services – Salaries</u></b>				
100 Personnel Services – Salaries				145,114.60
<b>Total Personnel Services – Salaries</b>				<b>\$145,114.60</b>
<b>200 <u>Personnel Services – Employee Benefits</u></b>				
210 Group Insurance – Contracted Provider				49,925.78
220 Social Security Contributions				11,035.57
230 PSERS Retirement Contributions				50,932.21
250 Unemployment Compensation				36.32
260 Workers' Compensation				759.26
<b>Total Personnel Services – Employee Benefits</b>				<b>\$112,689.14</b>
<b>300 <u>Purchased Professional and Technical Services</u></b>				
330 Other Professional Services				6,750.00
<b>Total Purchased Professional and Technical Services</b>				<b>\$6,750.00</b>
<b>500 <u>Other Purchased Services</u></b>				
520 Insurance – General				350.00
530 Communications				622.26
580 Travel				2,052.53
<b>Total Other Purchased Services</b>				<b>\$3,024.79</b>
<b>600 <u>Supplies</u></b>				
610 General Supplies				1,214.63
<b>Total Supplies</b>				<b>\$1,214.63</b>
<b>800 <u>Other Objects</u></b>				
810 Dues and Fees				725.00
<b>Total Other Objects</b>				<b>\$725.00</b>
<b>Total 2510 Fiscal Services</b>				<b>\$269,518.16</b>

**General Fund (10)**

	<u>Elementary</u>	<u>Secondary</u>	<u>Federal</u>	<u>Total</u>
<b>2511 Supervision of Fiscal Services - Head of Component</b>				
<b>100 <u>Personnel Services – Salaries</u></b>				
100 Personnel Services – Salaries				105,851.98
<b>Total Personnel Services – Salaries</b>				<b>\$105,851.98</b>
<b>200 <u>Personnel Services – Employee Benefits</u></b>				
210 Group Insurance – Contracted Provider				27,236.57
220 Social Security Contributions				8,031.99
230 PSERS Retirement Contributions				37,131.86
250 Unemployment Compensation				18.17
260 Workers' Compensation				553.48
<b>Total Personnel Services – Employee Benefits</b>				<b>\$72,972.07</b>
<b>500 <u>Other Purchased Services</u></b>				
520 Insurance – General				350.00
530 Communications				622.26
580 Travel				2,052.53
<b>Total Other Purchased Services</b>				<b>\$3,024.79</b>
<b>600 <u>Supplies</u></b>				
610 General Supplies				279.61
<b>Total Supplies</b>				<b>\$279.61</b>
<b>800 <u>Other Objects</u></b>				
810 Dues and Fees				725.00
<b>Total Other Objects</b>				<b>\$725.00</b>
<b>Total 2511 Supervision of Fiscal Services - Head of Component</b>				<b>\$182,853.45</b>

**General Fund (10)**

**2514 Payroll Services**

	<u>Elementary</u>	<u>Secondary</u>	<u>Federal</u>	<u>Total</u>
<b>100 Personnel Services – Salaries</b>				
100 Personnel Services – Salaries				39,262.62
<b>Total Personnel Services – Salaries</b>				<b>\$39,262.62</b>
<b>200 Personnel Services – Employee Benefits</b>				
210 Group Insurance – Contracted Provider				22,689.21
220 Social Security Contributions				3,003.58
230 PSERS Retirement Contributions				13,800.35
250 Unemployment Compensation				18.15
260 Workers' Compensation				205.78
<b>Total Personnel Services – Employee Benefits</b>				<b>\$39,717.07</b>
<b>300 Purchased Professional and Technical Services</b>				
330 Other Professional Services				6,750.00
<b>Total Purchased Professional and Technical Services</b>				<b>\$6,750.00</b>
<b>600 Supplies</b>				
610 General Supplies				935.02
<b>Total Supplies</b>				<b>\$935.02</b>
<b>Total 2514 Payroll Services</b>				<b>\$86,664.71</b>



LEA : 117596003 Northern Tioga SD

Printed 11/8/2023 1:48:51 PM

**General Fund (10)**

	<u>Elementary</u>	<u>Secondary</u>	<u>Federal</u>	<u>Total</u>
<b>2590 Other Support Services – Business</b>				
<b>100 Personnel Services – Salaries</b>				
100 Personnel Services – Salaries				88,665.20
<b>Total Personnel Services – Salaries</b>				<b>\$88,665.20</b>
<b>200 Personnel Services – Employee Benefits</b>				
210 Group Insurance – Contracted Provider				23,317.88
220 Social Security Contributions				6,646.84
230 PSERS Retirement Contributions				29,891.19
250 Unemployment Compensation				45.25
260 Workers' Compensation				463.75
292 Health Savings Accounts				2,800.00
<b>Total Personnel Services – Employee Benefits</b>				<b>\$63,164.91</b>
<b>400 Purchased Property Services</b>				
440 Rentals				2,519.74
<b>Total Purchased Property Services</b>				<b>\$2,519.74</b>
<b>500 Other Purchased Services</b>				
530 Communications				5,055.45
580 Travel				65.50
<b>Total Other Purchased Services</b>				<b>\$5,120.95</b>
<b>600 Supplies</b>				
610 General Supplies				3,553.84
<b>Total Supplies</b>				<b>\$3,553.84</b>
<b>Total 2590 Other Support Services – Business</b>				<b>\$163,024.64</b>

**General Fund (10)**

	<u>Elementary</u>	<u>Secondary</u>	<u>Federal</u>	<u>Total</u>
<b>2600 Operation and Maintenance of Plant Services</b>				
<b>100 Personnel Services – Salaries</b>				
100 Personnel Services – Salaries				910,856.13
<b>Total Personnel Services – Salaries</b>				<b>\$910,856.13</b>
<b>200 Personnel Services – Employee Benefits</b>				
210 Group Insurance – Contracted Provider				331,286.06
220 Social Security Contributions				67,343.30
230 PSERS Retirement Contributions				317,729.53
250 Unemployment Compensation				455.79
260 Workers' Compensation				4,763.85
292 Health Savings Accounts				25,200.00
<b>Total Personnel Services – Employee Benefits</b>				<b>\$746,778.53</b>
<b>300 Purchased Professional and Technical Services</b>				
330 Other Professional Services				77,444.44
350 Security / Safety Services				12,148.66
<b>Total Purchased Professional and Technical Services</b>				<b>\$89,593.10</b>
<b>400 Purchased Property Services</b>				
410 Cleaning Services				47,862.17
420 Utility Services				109,980.54
430 Repairs and Maintenance Services				435,883.67
<b>Total Purchased Property Services</b>				<b>\$593,726.38</b>
<b>500 Other Purchased Services</b>				
523 General Property and Liability Insurance				156,810.00
580 Travel				2,405.22
<b>Total Other Purchased Services</b>				<b>\$159,215.22</b>
<b>600 Supplies</b>				
610 General Supplies	108,161.76	111,440.29		219,602.05
620 Energy				486,259.86
<b>Total Supplies</b>	<b>\$108,161.76</b>	<b>\$111,440.29</b>		<b>\$705,861.91</b>
<b>700 Property</b>				
752 Capital Equipment – Original and Additional				71,736.80
762 Capitalized Equipment - Replacement				9,870.00
<b>Total Property</b>				<b>\$81,606.80</b>
<b>800 Other Objects</b>				
810 Dues and Fees				166.00
<b>Total Other Objects</b>				<b>\$166.00</b>
<b>Total 2600 Operation and Maintenance of Plant Services</b>	<b>\$108,161.76</b>	<b>\$111,440.29</b>		<b>\$3,287,804.07</b>

**General Fund (10)**

	<u>Elementary</u>	<u>Secondary</u>	<u>Federal</u>	<u>Total</u>
<b>2620 Operation of Buildings Services</b>				
<b>100 Personnel Services – Salaries</b>				
100 Personnel Services – Salaries				734,262.29
<b>Total Personnel Services – Salaries</b>				<b>\$734,262.29</b>
<b>200 Personnel Services – Employee Benefits</b>				
210 Group Insurance – Contracted Provider				288,355.12
220 Social Security Contributions				54,288.30
230 PSERS Retirement Contributions				255,950.49
250 Unemployment Compensation				375.32
260 Workers' Compensation				3,995.30
292 Health Savings Accounts				21,000.00
<b>Total Personnel Services – Employee Benefits</b>				<b>\$623,964.53</b>
<b>400 Purchased Property Services</b>				
410 Cleaning Services				32,882.77
430 Repairs and Maintenance Services				5,088.20
<b>Total Purchased Property Services</b>				<b>\$37,970.97</b>
<b>500 Other Purchased Services</b>				
523 General Property and Liability Insurance				156,810.00
580 Travel				192.57
<b>Total Other Purchased Services</b>				<b>\$157,002.57</b>
<b>600 Supplies</b>				
610 General Supplies	44,317.67	38,198.51		82,516.18
<b>Total Supplies</b>	<b>\$44,317.67</b>	<b>\$38,198.51</b>		<b>\$82,516.18</b>
<b>700 Property</b>				
752 Capital Equipment – Original and Additional				30,237.37
<b>Total Property</b>				<b>\$30,237.37</b>
<b>Total 2620 Operation of Buildings Services</b>	<b>\$44,317.67</b>	<b>\$38,198.51</b>		<b>\$1,665,953.91</b>

General Fund (10)

2660 Safety and Security Services

Elementary

Secondary

Federal

Total

300 Purchased Professional and Technical Services

350 Security / Safety Services

12,148.66

**Total Purchased Professional and Technical Services**

**\$12,148.66**

**Total 2660 Safety and Security Services**

**\$12,148.66**

**General Fund (10)**

	<u>Elementary</u>	<u>Secondary</u>	<u>Federal</u>	<u>Total</u>
<b>2690 Other Operation and Maintenance of Plant Services</b>				
<b>100 Personnel Services – Salaries</b>				
100 Personnel Services – Salaries				176,593.84
<b>Total Personnel Services – Salaries</b>				<b>\$176,593.84</b>
<b>200 Personnel Services – Employee Benefits</b>				
210 Group Insurance – Contracted Provider				42,930.94
220 Social Security Contributions				13,055.00
230 PSERS Retirement Contributions				61,779.04
250 Unemployment Compensation				80.47
260 Workers' Compensation				768.55
292 Health Savings Accounts				4,200.00
<b>Total Personnel Services – Employee Benefits</b>				<b>\$122,814.00</b>
<b>300 Purchased Professional and Technical Services</b>				
330 Other Professional Services				77,444.44
<b>Total Purchased Professional and Technical Services</b>				<b>\$77,444.44</b>
<b>400 Purchased Property Services</b>				
410 Cleaning Services				14,979.40
420 Utility Services				109,980.54
430 Repairs and Maintenance Services				430,795.47
<b>Total Purchased Property Services</b>				<b>\$555,755.41</b>
<b>500 Other Purchased Services</b>				
580 Travel				2,212.65
<b>Total Other Purchased Services</b>				<b>\$2,212.65</b>
<b>600 Supplies</b>				
610 General Supplies	63,844.09	73,241.78		137,085.87
620 Energy				486,259.86
<b>Total Supplies</b>	<b>\$63,844.09</b>	<b>\$73,241.78</b>		<b>\$623,345.73</b>
<b>700 Property</b>				
752 Capital Equipment – Original and Additional				41,499.43
762 Capitalized Equipment - Replacement				9,870.00
<b>Total Property</b>				<b>\$51,369.43</b>
<b>800 Other Objects</b>				
810 Dues and Fees				166.00
<b>Total Other Objects</b>				<b>\$166.00</b>
<b>Total 2690 Other Operation and Maintenance of Plant Services</b>	<b>\$63,844.09</b>	<b>\$73,241.78</b>		<b>\$1,609,701.50</b>

**General Fund (10)**

	<u>Elementary</u>	<u>Secondary</u>	<u>Federal</u>	<u>Total</u>
<b>2700 Student Transportation Services</b>				
<b>300 <u>Purchased Professional and Technical Services</u></b>				
340 Technical Services				3,923.33
<b>Total Purchased Professional and Technical Services</b>				<b>\$3,923.33</b>
<b>500 <u>Other Purchased Services</u></b>				
513 Contracted Carriers			44,582.95	2,283,482.56
516 Student Transportation Services From the IU				20,192.97
<b>Total Other Purchased Services</b>			<b>\$44,582.95</b>	<b>\$2,303,675.53</b>
<b>600 <u>Supplies</u></b>				
610 General Supplies				6,599.66
<b>Total Supplies</b>				<b>\$6,599.66</b>
<b>700 <u>Property</u></b>				
752 Capital Equipment – Original and Additional				3,316.50
<b>Total Property</b>				<b>\$3,316.50</b>
<b>Total 2700 Student Transportation Services</b>			<b>\$44,582.95</b>	<b>\$2,317,515.02</b>

General Fund (10)

2750 Nonpublic Transportation

Elementary

Secondary

Federal

Total

500 Other Purchased Services

513 Contracted Carriers

111,941.53

**Total Other Purchased Services**

**\$111,941.53**

**Total 2750 Nonpublic Transportation**

**\$111,941.53**

**General Fund (10)**

	<u>Elementary</u>	<u>Secondary</u>	<u>Federal</u>	<u>Total</u>
<b>2790 Other Student Transportation Services</b>				
<b>300 <u>Purchased Professional and Technical Services</u></b>				
340 Technical Services				3,923.33
<b>Total Purchased Professional and Technical Services</b>				<b>\$3,923.33</b>
<b>500 <u>Other Purchased Services</u></b>				
513 Contracted Carriers			44,582.95	2,171,541.03
516 Student Transportation Services From the IU				20,192.97
<b>Total Other Purchased Services</b>			<b>\$44,582.95</b>	<b>\$2,191,734.00</b>
<b>600 <u>Supplies</u></b>				
610 General Supplies				6,599.66
<b>Total Supplies</b>				<b>\$6,599.66</b>
<b>700 <u>Property</u></b>				
752 Capital Equipment – Original and Additional				3,316.50
<b>Total Property</b>				<b>\$3,316.50</b>
<b>Total 2790 Other Student Transportation Services</b>			<b>\$44,582.95</b>	<b>\$2,205,573.49</b>



**General Fund (10)**

**2800 Support Services – Central**

Elementary

Secondary

Federal

Total

**300 Purchased Professional and Technical Services**

360 Employee Training and Development Services

5,679.50

**Total Purchased Professional and Technical Services**

**\$5,679.50**

**500 Other Purchased Services**

580 Travel

5,538.64

**Total Other Purchased Services**

**\$5,538.64**

**600 Supplies**

610 General Supplies

165.00

650 Supplies & Fees – Technology Related

50,293.56

**Total Supplies**

**\$50,458.56**

**Total 2800 Support Services – Central**

**\$61,676.70**

LEA : 117596003 Northern Tioga SD

Printed 11/8/2023 1:48:51 PM

General Fund (10)

2830 Staff Services

Elementary

Secondary

Federal

Total

300 Purchased Professional and Technical Services

360 Employee Training and Development Services

5,679.50

**Total Purchased Professional and Technical Services**

**\$5,679.50**

500 Other Purchased Services

580 Travel

5,538.64

**Total Other Purchased Services**

**\$5,538.64**

600 Supplies

610 General Supplies

165.00

**Total Supplies**

**\$165.00**

**Total 2830 Staff Services**

**\$11,383.14**

General Fund (10)

	<u>Elementary</u>	<u>Secondary</u>	<u>Federal</u>	<u>Total</u>
<b>2834 Staff Development Services – Non-Instructional, Certified Staff Only</b>				
<b>300 <u>Purchased Professional and Technical Services</u></b>				
360 Employee Training and Development Services				3,838.00
<b>Total Purchased Professional and Technical Services</b>				<b>\$3,838.00</b>
<b>500 <u>Other Purchased Services</u></b>				
580 Travel				3,432.49
<b>Total Other Purchased Services</b>				<b>\$3,432.49</b>
<b>600 <u>Supplies</u></b>				
610 General Supplies				165.00
<b>Total Supplies</b>				<b>\$165.00</b>
<b>Total 2834 Staff Development Services – Non-Instructional, Certified Staff Only</b>				<b>\$7,435.49</b>

General Fund (10)

	<u>Elementary</u>	<u>Secondary</u>	<u>Federal</u>	<u>Total</u>
<b>2836 Staff Development Services – Non-Instructional, Non-Certified Staff Only</b>				
<b>300 <u>Purchased Professional and Technical Services</u></b>				
360 Employee Training and Development Services				1,841.50
<b>Total Purchased Professional and Technical Services</b>				<b>\$1,841.50</b>
<b>500 <u>Other Purchased Services</u></b>				
580 Travel				2,106.15
<b>Total Other Purchased Services</b>				<b>\$2,106.15</b>
<b>Total 2836 Staff Development Services – Non-Instructional, Non-Certified Staff Only</b>				<b>\$3,947.65</b>

LEA : 117596003 Northern Tioga SD

Printed 11/8/2023 1:48:51 PM

General Fund (10)

2840 Data Processing Services

Elementary

Secondary

Federal

Total

600 Supplies

650 Supplies & Fees – Technology Related

50,293.56

**Total Supplies**

**\$50,293.56**

**Total 2840 Data Processing Services**

**\$50,293.56**

**General Fund (10)**

<b>3000 Operation of Non-Instructional Services</b>	<b><u>Total</u></b>
<b>100 Personnel Services – Salaries</b>	
100 Personnel Services – Salaries	310,823.52
<b>Total Personnel Services – Salaries</b>	<b>\$310,823.52</b>
<b>200 Personnel Services – Employee Benefits</b>	
220 Social Security Contributions	23,439.86
230 PSERS Retirement Contributions	98,173.21
250 Unemployment Compensation	796.88
260 Workers’ Compensation	1,709.96
<b>Total Personnel Services – Employee Benefits</b>	<b>\$124,119.91</b>
<b>300 Purchased Professional and Technical Services</b>	
330 Other Professional Services	27,000.00
390 Other Purchased Professional and Technical Services	64,695.50
<b>Total Purchased Professional and Technical Services</b>	<b>\$91,695.50</b>
<b>400 Purchased Property Services</b>	
430 Repairs and Maintenance Services	2,412.15
<b>Total Purchased Property Services</b>	<b>\$2,412.15</b>
<b>500 Other Purchased Services</b>	
510 Student Transportation Services	119,179.62
580 Travel	8,667.23
<b>Total Other Purchased Services</b>	<b>\$127,846.85</b>
<b>600 Supplies</b>	
610 General Supplies	118,376.91
<b>Total Supplies</b>	<b>\$118,376.91</b>
<b>700 Property</b>	
752 Capital Equipment – Original and Additional	9,055.98
<b>Total Property</b>	<b>\$9,055.98</b>
<b>800 Other Objects</b>	
810 Dues and Fees	8,429.25
<b>Total Other Objects</b>	<b>\$8,429.25</b>
<b>Total 3000 Operation of Non-Instructional Services</b>	<b>\$792,760.07</b>

**General Fund (10)**

**3200 Student Activities**

	<u>Elementary</u>	<u>Secondary</u>	<u>Federal</u>	<u>Total</u>
<b>100 Personnel Services – Salaries</b>				
100 Personnel Services – Salaries				309,465.72
<b>Total Personnel Services – Salaries</b>				<b>\$309,465.72</b>
<b>200 Personnel Services – Employee Benefits</b>				
220 Social Security Contributions				23,339.93
230 PSERS Retirement Contributions				97,694.46
250 Unemployment Compensation				791.18
260 Workers' Compensation				1,702.48
<b>Total Personnel Services – Employee Benefits</b>				<b>\$123,528.05</b>
<b>300 Purchased Professional and Technical Services</b>				
330 Other Professional Services				27,000.00
390 Other Purchased Professional and Technical Services				64,695.50
<b>Total Purchased Professional and Technical Services</b>				<b>\$91,695.50</b>
<b>400 Purchased Property Services</b>				
430 Repairs and Maintenance Services				2,412.15
<b>Total Purchased Property Services</b>				<b>\$2,412.15</b>
<b>500 Other Purchased Services</b>				
510 Student Transportation Services				119,179.62
580 Travel				5,667.23
<b>Total Other Purchased Services</b>				<b>\$124,846.85</b>
<b>600 Supplies</b>				
610 General Supplies				101,569.27
<b>Total Supplies</b>				<b>\$101,569.27</b>
<b>700 Property</b>				
752 Capital Equipment – Original and Additional				9,055.98
<b>Total Property</b>				<b>\$9,055.98</b>
<b>800 Other Objects</b>				
810 Dues and Fees				8,429.25
<b>Total Other Objects</b>				<b>\$8,429.25</b>
<b>Total 3200 Student Activities</b>				<b>\$771,002.77</b>

**General Fund (10)**

	<u>Elementary</u>	<u>Secondary</u>	<u>Federal</u>	<u>Total</u>
<b>3300 Community Services</b>				
<b>100 Personnel Services – Salaries</b>				
100 Personnel Services – Salaries				1,357.80
<b>Total Personnel Services – Salaries</b>				<b>\$1,357.80</b>
<b>200 Personnel Services – Employee Benefits</b>				
220 Social Security Contributions				99.93
230 PSERS Retirement Contributions				478.75
250 Unemployment Compensation				5.70
260 Workers' Compensation				7.48
<b>Total Personnel Services – Employee Benefits</b>				<b>\$591.86</b>
<b>500 Other Purchased Services</b>				
580 Travel			3,000.00	3,000.00
<b>Total Other Purchased Services</b>			<b>\$3,000.00</b>	<b>\$3,000.00</b>
<b>600 Supplies</b>				
610 General Supplies			16,115.79	16,807.64
<b>Total Supplies</b>			<b>\$16,115.79</b>	<b>\$16,807.64</b>
<b>Total 3300 Community Services</b>			<b>\$19,115.79</b>	<b>\$21,757.30</b>



**General Fund (10)**

**4000 Facilities Acquisition, Construction and Improvement Services**

Total

**300 Purchased Professional and Technical Services**

330 Other Professional Services

2,846,916.10

**Total Purchased Professional and Technical Services**

**\$2,846,916.10**

**400 Purchased Property Services**

430 Repairs and Maintenance Services

57,432.25

**Total Purchased Property Services**

**\$57,432.25**

**Total 4000 Facilities Acquisition, Construction and Improvement Services**

**\$2,904,348.35**

LEA : 117596003 Northern Tioga SD

Printed 11/8/2023 1:49:21 PM

General Fund (10)

	<u>Elementary</u>	<u>Secondary</u>	<u>Federal</u>	<u>Total</u>
<b>4200 Existing Site Improvement Services</b>				
<b>300 <u>Purchased Professional and Technical Services</u></b>				
330 Other Professional Services				2,587.50
<b>Total Purchased Professional and Technical Services</b>				<b>\$2,587.50</b>
<b>Total 4200 Existing Site Improvement Services</b>				<b>\$2,587.50</b>

General Fund (10)

	<u>Elementary</u>	<u>Secondary</u>	<u>Federal</u>	<u>Total</u>
<b>4600 Existing Building Improvement Services</b>				
<b>300 <u>Purchased Professional and Technical Services</u></b>				
330 Other Professional Services			2,524,152.00	2,844,328.60
<b>Total Purchased Professional and Technical Services</b>			<b>\$2,524,152.00</b>	<b>\$2,844,328.60</b>
<b>400 <u>Purchased Property Services</u></b>				
430 Repairs and Maintenance Services				57,432.25
<b>Total Purchased Property Services</b>				<b>\$57,432.25</b>
<b>Total 4600 Existing Building Improvement Services</b>			<b>\$2,524,152.00</b>	<b>\$2,901,760.85</b>

**General Fund (10)**

**5000 Other Expenditures and Financing Uses**

**Total**

**800 Other Objects**

830 Interest 785,865.00

880 Refunds of Prior Years' Receipts 9,240.00

**Total Other Objects \$795,105.00**

**900 Other Uses of Funds**

910 Redemption of Principal 804,000.00

932 Capital Reserve Fund Transfers Applicable To Fund 32 500,000.00

**Total Other Uses of Funds \$1,304,000.00**

**Total 5000 Other Expenditures and Financing Uses \$2,099,105.00**

LEA : 117596003 Northern Tioga SD

Printed 11/8/2023 1:49:36 PM

General Fund (10)

5100 Debt Service / Other Expenditures and Financing Uses	<u>Elementary</u>	<u>Secondary</u>	<u>Federal</u>	<u>Total</u>
<b>800 Other Objects</b>				
830 Interest				785,865.00
880 Refunds of Prior Years' Receipts				9,240.00
<b>Total Other Objects</b>				<b>\$795,105.00</b>
<b>900 Other Uses of Funds</b>				
910 Redemption of Principal				804,000.00
<b>Total Other Uses of Funds</b>				<b>\$804,000.00</b>
<b>Total 5100 Debt Service / Other Expenditures and Financing Uses</b>				<b>\$1,599,105.00</b>

General Fund (10)

	<u>Elementary</u>	<u>Secondary</u>	<u>Federal</u>	<u>Total</u>
<b>5110 Debt Service</b>				
<b>800 Other Objects</b>				
830 Interest				785,865.00
<b>Total Other Objects</b>				<b>\$785,865.00</b>
<b>900 Other Uses of Funds</b>				
910 Redemption of Principal				804,000.00
<b>Total Other Uses of Funds</b>				<b>\$804,000.00</b>
<b>Total 5110 Debt Service</b>				<b>\$1,589,865.00</b>

LEA : 117596003 Northern Tioga SD

Printed 11/8/2023 1:49:36 PM

General Fund (10)

	<u>Elementary</u>	<u>Secondary</u>	<u>Federal</u>	<u>Total</u>
5130 Refund of Prior Year Revenues / Receipts				
800 <u>Other Objects</u>				
880 Refunds of Prior Years' Receipts				9,240.00
<b>Total Other Objects</b>				<b>\$9,240.00</b>
<b>Total 5130 Refund of Prior Year Revenues / Receipts</b>				<b>\$9,240.00</b>

LEA : 117596003 Northern Tioga SD

Printed 11/8/2023 1:49:36 PM

General Fund (10)

5200 Interfund Transfers – Out

Elementary

Secondary

Federal

Total

900 Other Uses of Funds

932 Capital Reserve Fund Transfers Applicable To Fund 32

500,000.00

**Total Other Uses of Funds**

**\$500,000.00**

**Total 5200 Interfund Transfers – Out**

**\$500,000.00**



LEA : 117596003 Northern Tioga SD

Printed 11/8/2023 1:49:36 PM

General Fund (10)

5230 Capital Projects Fund Transfers

Elementary

Secondary

Federal

Total

900 Other Uses of Funds

932 Capital Reserve Fund Transfers Applicable To Fund 32

500,000.00

**Total Other Uses of Funds**

**\$500,000.00**

**Total 5230 Capital Projects Fund Transfers**

**\$500,000.00**

LEA : 117596003 Northern Tioga SD

Printed 11/8/2023 1:49:08 PM

**Student Sponsored Activity Fund (21)**

**3000 Operation of Non-Instructional Services**

**Total**

**100 Personnel Services – Salaries**

100 Personnel Services – Salaries

1,600.00

**Total Personnel Services – Salaries**

**\$1,600.00**

**200 Personnel Services – Employee Benefits**

220 Social Security Contributions

118.00

230 PSERS Retirement Contributions

564.00

260 Workers' Compensation

9.00

**Total Personnel Services – Employee Benefits**

**\$691.00**

**500 Other Purchased Services**

510 Student Transportation Services

214,407.00

**Total Other Purchased Services**

**\$214,407.00**

**600 Supplies**

610 General Supplies

272,399.00

**Total Supplies**

**\$272,399.00**

**Total 3000 Operation of Non-Instructional Services**

**\$489,097.00**

Student Sponsored Activity Fund (21)

	<u>Elementary</u>	<u>Secondary</u>	<u>Federal</u>	<u>Total</u>
<b>3200 Student Activities</b>				
<b>100 Personnel Services – Salaries</b>				
100 Personnel Services – Salaries				1,600.00
<b>Total Personnel Services – Salaries</b>				<b>\$1,600.00</b>
<b>200 Personnel Services – Employee Benefits</b>				
220 Social Security Contributions				118.00
230 PSERS Retirement Contributions				564.00
260 Workers' Compensation				9.00
<b>Total Personnel Services – Employee Benefits</b>				<b>\$691.00</b>
<b>500 Other Purchased Services</b>				
510 Student Transportation Services				214,407.00
<b>Total Other Purchased Services</b>				<b>\$214,407.00</b>
<b>600 Supplies</b>				
610 General Supplies				272,399.00
<b>Total Supplies</b>				<b>\$272,399.00</b>
<b>Total 3200 Student Activities</b>				<b>\$489,097.00</b>

LEA : 117596003 Northern Tioga SD

Printed 11/8/2023 1:49:11 PM

**Public Purpose (Expendable) Trust Fund (27)**

**3000 Operation of Non-Instructional Services**

**Total**

**800 Other Objects**

890 Miscellaneous Expenditures

28,419.00

**Total Other Objects**

**\$28,419.00**

**Total 3000 Operation of Non-Instructional Services**

**\$28,419.00**

LEA : 117596003 Northern Tioga SD

Printed 11/8/2023 1:49:11 PM

Public Purpose (Expendable) Trust Fund (27)

3400 Scholarships and Awards

Elementary

Secondary

Federal

Total

800 Other Objects

890 Miscellaneous Expenditures

28,419.00

**Total Other Objects**

**\$28,419.00**

**Total 3400 Scholarships and Awards**

**\$28,419.00**

LEA : 117596003 Northern Tioga SD

Printed 11/8/2023 1:49:01 PM

**Capital Reserve Fund - § 1431 (32)**

**2000 Support Services**

**300 Purchased Professional and Technical Services**

310 Official / Administrative Services

**Total Purchased Professional and Technical Services**

**Total 2000 Support Services**

Total

2,839.13

**\$2,839.13**

**\$2,839.13**

LEA : 117596003 Northern Tioga SD

Printed 11/8/2023 1:49:01 PM

Capital Reserve Fund - § 1431 (32)

2300 Support Services – Administration

Elementary

Secondary

Federal

Total

300 Purchased Professional and Technical Services

310 Official / Administrative Services

2,839.13

**Total Purchased Professional and Technical Services**

**\$2,839.13**

**Total 2300 Support Services – Administration**

**\$2,839.13**

LEA : 117596003 Northern Tioga SD

Printed 11/8/2023 1:49:01 PM

Capital Reserve Fund - § 1431 (32)

2390 Other Administration Services

Elementary

Secondary

Federal

Total

300 Purchased Professional and Technical Services

310 Official / Administrative Services

2,839.13

**Total Purchased Professional and Technical Services**

**\$2,839.13**

**Total 2390 Other Administration Services**

**\$2,839.13**



LEA : 117596003 Northern Tioga SD

Printed 11/8/2023 1:49:28 PM

**Capital Reserve Fund - § 1431 (32)**

**4000 Facilities Acquisition, Construction and Improvement Services**

**Total**

**300 Purchased Professional and Technical Services**

330 Other Professional Services

125,547.03

**Total Purchased Professional and Technical Services**

**\$125,547.03**

**Total 4000 Facilities Acquisition, Construction and Improvement Services**

**\$125,547.03**

LEA : 117596003 Northern Tioga SD

Printed 11/8/2023 1:49:28 PM

Capital Reserve Fund - § 1431 (32)

4200 Existing Site Improvement Services

Elementary

Secondary

Federal

Total

300 Purchased Professional and Technical Services

330 Other Professional Services

27,743.00

**Total Purchased Professional and Technical Services**

**\$27,743.00**

**Total 4200 Existing Site Improvement Services**

**\$27,743.00**

LEA : 117596003 Northern Tioga SD

Printed 11/8/2023 1:49:28 PM

Capital Reserve Fund - § 1431 (32)

4600 Existing Building Improvement Services

Elementary

Secondary

Federal

Total

300 Purchased Professional and Technical Services

330 Other Professional Services

97,804.03

**Total Purchased Professional and Technical Services**

**\$97,804.03**

**Total 4600 Existing Building Improvement Services**

**\$97,804.03**

LEA : 117596003 Northern Tioga SD

Printed 11/8/2023 1:49:46 PM

Capital Reserve Fund - § 1431 (32)

5000 Other Expenditures and Financing Uses

Total

900 Other Uses of Funds

910 Redemption of Principal

186,000.00

**Total Other Uses of Funds**

**\$186,000.00**

**Total 5000 Other Expenditures and Financing Uses**

**\$186,000.00**

LEA : 117596003 Northern Tioga SD

Printed 11/8/2023 1:49:46 PM

Capital Reserve Fund - § 1431 (32)

5100 Debt Service / Other Expenditures and Financing Uses

Elementary

Secondary

Federal

Total

900 Other Uses of Funds

910 Redemption of Principal

186,000.00

**Total Other Uses of Funds**

**\$186,000.00**

**Total 5100 Debt Service / Other Expenditures and Financing Uses**

**\$186,000.00**

LEA : 117596003 Northern Tioga SD

Printed 11/8/2023 1:49:46 PM

Capital Reserve Fund - § 1431 (32)

5110 Debt Service

Elementary

Secondary

Federal

Total

900 Other Uses of Funds

910 Redemption of Principal

186,000.00

**Total Other Uses of Funds**

**\$186,000.00**

**Total 5110 Debt Service**

**\$186,000.00**

	<u>General Fund(10)</u>	<u>Student Sponsored Activity Fund(21)</u>	<u>Public Purpose Trust(27)</u>	<u>Other Compt Approved (28)</u>	<u>Athletic / Activity(29)</u>
<b>1000 Instruction</b>					
1100 Regular Programs - Elementary / Secondary	17,004,169.59				
1200 Special Programs - Elementary / Secondary	5,921,621.28				
1300 Vocational Education	244,765.52				
1400 Other Instructional Programs - Elementary / Secondary	125,362.91				
<b>Total Instruction</b>	<b>\$23,295,919.30</b>				
<b>2000 Support Services</b>					
2100 Support Services - Students	1,307,767.65				
2200 Support Services - Instructional Staff	1,486,324.93				
2300 Support Services - Administration	2,520,074.17				
2400 Support Services - Pupil Health	435,158.36				
2500 Support Services - Business	432,542.80				
2600 Operation and Maintenance of Plant Services	3,287,804.07				
2700 Student Transportation Services	2,317,515.02				
2800 Support Services - Central	61,676.70				
<b>Total Support Services</b>	<b>\$11,848,863.70</b>				
<b>3000 Operation of Non-Instructional Services</b>					
3200 Student Activities	771,002.77	489,097.00			
3300 Community Services	21,757.30				
3400 Scholarships and Awards				28,419.00	
<b>Total Operation of Non-Instructional Services</b>	<b>\$792,760.07</b>	<b>\$489,097.00</b>		<b>\$28,419.00</b>	
<b>4000 Facilities Acquisition, Construction and Improvement Services</b>					
4200 Existing Site Improvement Services	2,587.50				
4600 Existing Building Improvement Services	2,901,760.85				
<b>Total Facilities Acquisition, Construction and Improvement Services</b>	<b>\$2,904,348.35</b>				
<b>5000 Other Expenditures and Financing Uses</b>					
5100 Debt Service / Other Expenditures and Financing Uses	1,599,105.00				
5200 Interfund Transfers - Out	500,000.00				
<b>Total Other Expenditures and Financing Uses</b>	<b>\$2,099,105.00</b>				
<b>TOTAL ACTUAL EXPENDITURES &amp; OTHER FINANCING USES</b>	<b>\$40,940,996.42</b>	<b>\$489,097.00</b>		<b>\$28,419.00</b>	

LEA : 117596003 Northern Tioga SD

Printed 11/8/2023 1:49:50 PM

	<u>Capital Reserve (690.1850)(31)</u>	<u>Capital Reserve (1431)(32)</u>	<u>Other Capital Projects Fund(39)</u>	<u>Debt Service(40)</u>	<u>Permanent(90)</u>
<b>1000 Instruction</b>					
1100 Regular Programs - Elementary / Secondary					
1200 Special Programs - Elementary / Secondary					
1300 Vocational Education					
1400 Other Instructional Programs - Elementary / Secondary					
<b>Total Instruction</b>					
<b>2000 Support Services</b>					
2100 Support Services - Students					
2200 Support Services - Instructional Staff					
2300 Support Services - Administration			2,839.13		
2400 Support Services - Pupil Health					
2500 Support Services - Business					
2600 Operation and Maintenance of Plant Services					
2700 Student Transportation Services					
2800 Support Services - Central					
<b>Total Support Services</b>			<b>\$2,839.13</b>		
<b>3000 Operation of Non-Instructional Services</b>					
3200 Student Activities					
3300 Community Services					
3400 Scholarships and Awards					
<b>Total Operation of Non-Instructional Services</b>					
<b>4000 Facilities Acquisition, Construction and Improvement Services</b>					
4200 Existing Site Improvement Services			27,743.00		
4600 Existing Building Improvement Services			97,804.03		
<b>Total Facilities Acquisition, Construction and Improvement Services</b>			<b>\$125,547.03</b>		
<b>5000 Other Expenditures and Financing Uses</b>					
5100 Debt Service / Other Expenditures and Financing Uses			186,000.00		
5200 Interfund Transfers - Out					
<b>Total Other Expenditures and Financing Uses</b>			<b>\$186,000.00</b>		
<b>TOTAL ACTUAL EXPENDITURES &amp; OTHER FINANCING USES</b>			<b>\$314,386.16</b>		



	<u>Total</u>
<b>1000 Instruction</b>	
1100 Regular Programs - Elementary / Secondary	17,004,169.59
1200 Special Programs - Elementary / Secondary	5,921,621.28
1300 Vocational Education	244,765.52
1400 Other Instructional Programs - Elementary / Secondary	125,362.91
<b>Total Instruction</b>	<b>\$23,295,919.30</b>
<b>2000 Support Services</b>	
2100 Support Services - Students	1,307,767.65
2200 Support Services - Instructional Staff	1,486,324.93
2300 Support Services - Administration	2,522,913.30
2400 Support Services - Pupil Health	435,158.36
2500 Support Services - Business	432,542.80
2600 Operation and Maintenance of Plant Services	3,287,804.07
2700 Student Transportation Services	2,317,515.02
2800 Support Services - Central	61,676.70
<b>Total Support Services</b>	<b>\$11,851,702.83</b>
<b>3000 Operation of Non-Instructional Services</b>	
3200 Student Activities	1,260,099.77
3300 Community Services	21,757.30
3400 Scholarships and Awards	28,419.00
<b>Total Operation of Non-Instructional Services</b>	<b>\$1,310,276.07</b>
<b>4000 Facilities Acquisition, Construction and Improvement Services</b>	
4200 Existing Site Improvement Services	30,330.50
4600 Existing Building Improvement Services	2,999,564.88
<b>Total Facilities Acquisition, Construction and Improvement Services</b>	<b>\$3,029,895.38</b>
<b>5000 Other Expenditures and Financing Uses</b>	
5100 Debt Service / Other Expenditures and Financing Uses	1,785,105.00
5200 Interfund Transfers - Out	500,000.00
<b>Total Other Expenditures and Financing Uses</b>	<b>\$2,285,105.00</b>
<b>TOTAL ACTUAL EXPENDITURES &amp; OTHER FINANCING USES</b>	<b>\$41,772,898.58</b>

LEA : 117596003 Northern Tioga SD

Printed 11/8/2023 1:50:00 PM

**PSERS Salary Data (Salary Data should relate to the General Fund only)**

<b>Amount Description</b>	<b>Amount</b>
Total Salary Base for salaries subject to PSERS withholding	16,100,714.59
Total Federally Funded salaries subject to PSERS withholding	981,317.89
	<hr/>

**Title I Expenditure Data**

<b>Amount Description</b>	<b>Amount</b>
Expenditures Funded with Current Title I Funds	703,306.00
Expenditures Funded with Carry over Title I Funds	4,496.00
	<hr/>
<b>Total Title I Expenditure Data</b>	<b>\$707,802.00</b>
	<hr/>

**Title IV Revenue Data**

<b>Amount Description</b>	<b>Amount</b>
Revenue from Title IV-A-1: Student Support and Academic Enrichment Grants	53,137.30
Revenue from Title IV-B: 21st Century Community Learning Centers	
	<hr/>

**Title V Revenue Data**

<b>Amount Description</b>	<b>Amount</b>
Revenue from Title V-B-2: Rural and Low-Income School Programs	
Revenue from Title V-B-1: Small Rural School Achievement (Directly from the Federal Govt)	
	<hr/>

1.	<b><u>Current Special Education Expenditures within Function 1000</u></b> See list of exclusions in the note below.	4,964,403.23
2.	<b><u>Current Special Education Expenditures within Function 2000</u></b> See list of exclusions in the note below.	1,313,510.74
2A.	<b><u>Current Special Education Expenditures within Sub-Function 2100</u></b> This data should also be included in line 2 above. See list of exclusions in the note below.	662,009.34
2B.	<b><u>Current Special Education Expenditures within Sub-Function 2200</u></b> This data should also be included in line 2 above. See list of exclusions in the note below.	253,682.61
2C.	<b><u>Current Special Education Expenditures within Sub-Function 2700</u></b> This data should also be included in line 2 above. See list of exclusions in the note below.	397,818.79
3.	<b><u>Current Special Education Expenditures within Sub-Function 3100</u></b> See list of exclusions in the note below.	
4.	<b><u>Current Special Education Expenditures within Sub-Function 3200</u></b> See list of exclusions in the note below.	

Note: The Current Special Education Expenditure amounts for each line should be calculated as follows:

- \* Include the total expenditures for special education costs from all governmental funds and the food service fund 51 for the function/sub-function requested
- \* Exclude data from sub-functions: 1243,1450,1500,1600,1807,2280,2450,2750,2990
- \* Exclude data from objects: 322,511,512,516,561,562,564,566,592,593,594,595,596,597,700,830,899

**Benefits for Staff Relative to Collective Bargaining Agreements**

	OBJECT	COVERED	NOT COVERED	TOTAL
<b>10 General Fund</b>	No Self Insurance data to report			
	211 Medical Insurance	4,273,760.12	100,122.32	4,373,882.44
	212 Dental Insurance	180,039.45	40,812.23	220,851.68
	215 Eye Care Insurance			
	216 Prescription Insurance			
	271 Self-Insurance Medical Benefits			
	272 Self-Insurance Dental Benefits			
	275 Self-Insurance Eye Care Benefits			
	276 Self-Insurance Prescription Benefits			
	<b>FUND TOTAL</b>		<b>\$4,453,799.57</b>	<b>\$140,934.55</b>
<b>50 Enterprise Fund</b>	No Self Insurance data to report			
	211 Medical Insurance	117,674.66	95,157.07	212,831.73
	212 Dental Insurance	4,700.38	3,800.94	8,501.32
	215 Eye Care Insurance			
	216 Prescription Insurance			
	271 Self-Insurance Medical Benefits			
	272 Self-Insurance Dental Benefits			
	275 Self-Insurance Eye Care Benefits			
	276 Self-Insurance Prescription Benefits			
	<b>FUND TOTAL</b>		<b>\$122,375.04</b>	<b>\$98,958.01</b>
<b>60 Internal Service Fund</b>	No Self Insurance data to report			
	211 Medical Insurance			
	212 Dental Insurance			
	215 Eye Care Insurance			
	216 Prescription Insurance			
	271 Self-Insurance Medical Benefits			
	272 Self-Insurance Dental Benefits			
	275 Self-Insurance Eye Care Benefits			
	276 Self-Insurance Prescription Benefits			
	<b>FUND TOTAL</b>			
<b>Total of All Funds</b>		<b>\$4,576,174.61</b>	<b>\$239,892.56</b>	<b>\$4,816,067.17</b>

LEA : 117596003 Northern Tioga SD

Printed 11/8/2023 1:50:08 PM

Function	Special Education (Prior Year)	Nonspecial Education (Prior Year)	Total (Prior Year)	Special Education (Current Year)	Nonspecial Education (Current Year)	Total (Current Year)
2120 Guidance Services	116,789.40	519,808.57	636,597.97	121,743.96	524,014.35	645,758.31
2140 Psychological Services	208,547.86	16,909.29	225,457.15	300,120.49	24,334.09	324,454.58
2150 Speech Pathology and Audiology Services						
2160 Social Work Services	301,766.92	24,467.59	326,234.51	312,238.15	25,316.61	337,554.76
2260 Instruction and Curriculum Development Services	275,814.58	206,252.25	482,066.83	308,464.42	235,793.68	544,258.10
2350 Legal and Accounting Services	17,240.98	39,594.63	56,835.61	36,826.82	86,954.44	123,781.26
2420 Medical Services						
2440 Nursing Services	72,034.87	320,614.22	392,649.09	82,039.83	353,118.53	435,158.36
2700 Student Transportation Services	391,253.56	1,667,672.49	2,058,926.05	397,818.79	1,919,696.23	2,317,515.02
<b>Total</b>	<b>\$1,383,448.17</b>	<b>\$2,795,319.04</b>	<b>\$4,178,767.21</b>	<b>\$1,559,252.46</b>	<b>\$3,169,227.93</b>	<b>\$4,728,480.39</b>

LEA : 117596003 Northern Tioga SD

Printed 11/8/2023 1:50:10 PM

(PRINCIPAL AMOUNTS ONLY)

**GOVERNMENTAL FUNDS/ ACTIVITIES**

	Short-Term Borrowing	General Obligation Bonds/Notes	Authority Building Obligations	Leases, Other Right to Use Arrangements	Extended Term Financing Agreements	Other Long Term Debt/Liabilities	OPEB, Comp Abs, Net Pension Liab	Total
1. Debt at Beginning of Fiscal Year		19,730,000.00					51,761,415.17	71,491,415.17
2. Additional Debt Incurred During Year							2,425,000.00	2,425,000.00
3. Retirements and Repayments		990,000.00					1,753,696.00	2,743,696.00
4. Debt at End of Fiscal Year		18,740,000.00					52,432,719.17	71,172,719.17
5. Accreted Interest at End Of Fiscal Year								
6. Total Debt and Accreted Interest		18,740,000.00					52,432,719.17	71,172,719.17
7. Current Portion P&I - Due within 1 year		1,778,370.00						1,778,370.00
8. Interest Paid during current fiscal year		785,865.00						785,865.00

(PRINCIPAL AMOUNTS ONLY)

**PROPRIETARY FUNDS**

	Short-Term Borrowing	General Obligation Bonds/Notes	Authority Building Obligations	Leases, Other Right to Use Arrangements	Extended Term Financing Agreements	Other Long Term Debt/Liabilities	OPEB, Comp Abs, Net Pension Liab	Total
1. Debt at Beginning of Fiscal Year							3,622.00	3,622.00
2. Additional Debt Incurred During Year							2,526.00	2,526.00
3. Retirements and Repayments								
4. Debt at End of Fiscal Year							6,148.00	6,148.00
5. Accreted Interest at End Of Fiscal Year								
6. Total Debt and Accreted Interest							6,148.00	6,148.00
7. Current Portion P&I - Due within 1 year								
8. Interest Paid during current fiscal year								

**Total Principal and Interest Payments Made by Your School - All Funds**

Function	Fund		Principal (910)	Principal (920)	Interest (830)	Total (Principal +Interest)	Misc Other Uses (990)
5110	10	General Fund	804,000.00		785,865.00	1,589,865.00	
5110	20	Special Revenue Funds					
5110	30	Capital Projects Funds	186,000.00			186,000.00	
5110	40	Debt Service Fund					
5110	90	Permanent Fund					
5120	10	General Fund					
5120	20	Special Revenue Funds					
5120	30	Capital Projects Funds					
5120	40	Debt Service Fund					
5140	10	General Fund					
5140	20	Special Revenue Funds					
5140	30	Capital Projects Funds					
5140	40	Debt Service Fund					
5140	90	Permanent Fund					
<b>Total Debt Payments - Governmental Funds</b>			<b>\$990,000.00</b>		<b>\$785,865.00</b>	<b>\$1,775,865.00</b>	

Function	Fund		Principal (910)	Principal (920)	Interest (830)	Total (Principal +Interest)
5110	50	Enterprise Fund				
5110	60	Internal Service Fund				
5120	50	Enterprise Fund				
5120	60	Internal Service Fund				
5140	50	Enterprise Fund				
5140	60	Internal Service Fund				
<b>Total Debt Payments - Proprietary Funds</b>						

**Debt Details**  
**Governmental Funds/ Activities**

Debt Category	Debt Issue Date (MM/YYYY)	Principal Amounts Only				Current Portion Due Within One Year (Principal and Interest)	Interest Paid During Fiscal Year
		Debt at Beginning of Fiscal Year	Additions	Reductions / Repayments	Debt at End of Fiscal Year		
General Obligation Bonds/Notes – CIB	7/2017	2,560,000.00		610,000.00	1,950,000.00	695,070.00	83,065.00
General Obligation Bonds/Notes – CIB	7/2017	17,170,000.00		380,000.00	16,790,000.00	1,083,300.00	702,800.00
Compensated Absences		404,034.17		35,644.00	368,390.17		
Other Post-Employment Benefits (OPEB)		5,989,381.00		1,718,052.00	4,271,329.00		
Net Pension Liability		45,368,000.00	2,425,000.00		47,793,000.00		
<b>Totals for Debt Entered:</b>		<b>\$71,491,415.17</b>	<b>\$2,425,000.00</b>	<b>\$2,743,696.00</b>	<b>\$71,172,719.17</b>	<b>\$1,778,370.00</b>	<b>\$785,865.00</b>

**Bond Details**  
**Proprietary Funds**

Debt Category	Debt Issue Date (MM/YYYY)	Principal Amounts Only				Current Portion Due Within One Year (Principal and Interest)	Interest Paid During Fiscal Year
		Debt at Beginning of Fiscal Year	Additions	Reductions / Repayments	Debt at End of Fiscal Year		
Compensated Absences		3,622.00	2,526.00		6,148.00		
<b>Totals for Debt Entered:</b>		<b>\$3,622.00</b>	<b>\$2,526.00</b>		<b>\$6,148.00</b>		



**General Fund (10)**

**Section 1: Tuition/Purchased Services as Reported within Expenditure Detail**

	Amount
Tuition Reported in General Fund Expenditures 1000-560	1,694,391.72
Purchased Services in General Fund Expenditures 1000-594 and 1000-597	565.36
<b>Section 1 Total</b>	<b>\$1,694,957.08</b>

**Section 2: Tuition Paid to Institution Types During Fiscal Year**

	Tuition Paid For Nonspecial Education	Tuition Paid For Special Education	Total
1 1306 Institutions			
2 Institutionalized Children's Programs		565.36	565.36
3 Juveniles Incarcerated in Adult Facilities			
4 Residential Treatment Facilities	7,810.00	28,159.73	35,969.73
5 Other Local Education Agencies	16,881.65		16,881.65
6 Brick and Mortar Charter Schools			
7 Cyber Charter Schools	715,951.54	650,895.31	1,366,846.85
8 Career and Technology Centers			
9 Approved Private Schools	2,319.05	48,588.94	50,907.99
10 PA Chartered Schools for the Deaf and Blind			
11 Private Residential Rehabilitative Institutions			
12 Juvenile Detention Centers			
13 Special Program Jointures			
14 Other Tuition Not Included Elsewhere In This Section	155,229.00	68,556.50	223,785.50
<b>Section 2 Total</b>	<b>\$898,191.24</b>	<b>\$796,765.84</b>	<b>\$1,694,957.08</b>

LEA : 117596003 Northern Tioga SD

Printed 11/8/2023 1:50:26 PM

**Food Service / Cafeteria Operations Fund (51)**

**3000 Operation of Non-Instructional Services**

**Total**

**100 Personnel Services – Salaries**

100 Personnel Services – Salaries 511,386.17

**Total Personnel Services – Salaries \$511,386.17**

**200 Personnel Services – Employee Benefits**

210 Group Insurance – Contracted Provider 222,483.32

220 Social Security Contributions 37,352.13

230 PSERS Retirement Contributions 169,143.51

250 Unemployment Compensation 2,576.04

260 Workers' Compensation 2,808.29

292 Health Savings Accounts 30,408.00

**Total Personnel Services – Employee Benefits \$464,771.29**

**300 Purchased Professional and Technical Services**

340 Technical Services 3,197.73

**Total Purchased Professional and Technical Services \$3,197.73**

**400 Purchased Property Services**

430 Repairs and Maintenance Services 13,624.68

**Total Purchased Property Services \$13,624.68**

**500 Other Purchased Services**

580 Travel 3,354.18

**Total Other Purchased Services \$3,354.18**

**600 Supplies**

610 General Supplies 24,374.99

630 Food 765,197.09

**Total Supplies \$789,572.08**

**700 Property**

740 Depreciation 18,300.11

**Total Property \$18,300.11**

**Total 3000 Operation of Non-Instructional Services \$1,804,206.24**

LEA : 117596003 Northern Tioga SD

Printed 11/8/2023 1:50:26 PM

**Food Service / Cafeteria Operations Fund (51)**

	<u>Elementary</u>	<u>Secondary</u>	<u>Federal</u>	<u>Total</u>
<b>3100 Food Services</b>				
<b>100 Personnel Services – Salaries</b>				
100 Personnel Services – Salaries				511,386.17
<b>Total Personnel Services – Salaries</b>				<b>\$511,386.17</b>
<b>200 Personnel Services – Employee Benefits</b>				
210 Group Insurance – Contracted Provider				222,483.32
220 Social Security Contributions				37,352.13
230 PSERS Retirement Contributions				169,143.51
250 Unemployment Compensation				2,576.04
260 Workers' Compensation				2,808.29
292 Health Savings Accounts				30,408.00
<b>Total Personnel Services – Employee Benefits</b>				<b>\$464,771.29</b>
<b>300 Purchased Professional and Technical Services</b>				
340 Technical Services				3,197.73
<b>Total Purchased Professional and Technical Services</b>				<b>\$3,197.73</b>
<b>400 Purchased Property Services</b>				
430 Repairs and Maintenance Services				13,624.68
<b>Total Purchased Property Services</b>				<b>\$13,624.68</b>
<b>500 Other Purchased Services</b>				
580 Travel				3,354.18
<b>Total Other Purchased Services</b>				<b>\$3,354.18</b>
<b>600 Supplies</b>				
610 General Supplies				24,374.99
630 Food				765,197.09
<b>Total Supplies</b>				<b>\$789,572.08</b>
<b>700 Property</b>				
740 Depreciation				18,300.11
<b>Total Property</b>				<b>\$18,300.11</b>
<b>Total 3100 Food Services</b>				<b>\$1,804,206.24</b>

	<u>Food Service(51)</u>	<u>Child Care Operations(52)</u>	<u>Other Enterprise(58)</u>	<u>Internal Service(60)</u>	<u>Total</u>
<b>3000 <u>Operation of Non-Instructional Services</u></b>					
3100 Food Services	1,804,206.24				1,804,206.24
<b>Total Operation of Non-Instructional Services</b>	<b>\$1,804,206.24</b>				<b>\$1,804,206.24</b>
<b>TOTAL ACTUAL EXPENDITURES &amp; OTHER FINANCING USES</b>	<b>\$1,804,206.24</b>				<b>\$1,804,206.24</b>

LEA : 117596003 Northern Tioga SD

Printed 11/8/2023 1:50:49 PM

Fund	School	School Number	Local Personnel	Local Nonpersonnel	State Personnel	State Nonpersonnel	Federal Personnel	Federal Nonpersonnel	Total	Explanation
10										
	Clark Wood El Sch	6371	1,612,860.10	437,359.14	2,768,721.27	750,793.92	335,135.53	42,302.79	5,947,172.75	
	Cowanesque Valley JSHS	4058	1,975,945.97	417,101.77	3,392,013.77	716,019.03	70,905.86	37,501.58	6,609,487.98	
	Russell B Walter El Sch	4060	1,763,839.57	399,191.19	3,027,900.66	685,272.78	840,715.33	40,860.68	6,757,780.21	
	Westfield Area El Sch	4057	1,451,963.94	369,145.22	2,492,518.38	633,694.27	306,598.66	37,950.29	5,291,870.76	
	Williamson SHS	6373	2,792,040.21	491,053.40	4,792,964.45	842,968.34	70,905.85	75,592.12	9,065,524.37	
<b>Total</b>			<b>9,596,649.79</b>	<b>2,113,850.72</b>	<b>16,474,118.53</b>	<b>3,628,748.34</b>	<b>1,624,261.23</b>	<b>234,207.46</b>	<b>33,671,836.07</b>	