

LEA Name : Northern Tioga SD
Address : 110 Ellison Road
Elkland , PA 16920

County : Tioga
AUN Number : 117596003
LEA Type : SD

Annual Financial Report Accuracy Certification Statement

For Fiscal Year Ending

6/30/2025

Pennsylvania Department of Education

&

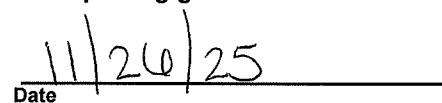
Office of Comptroller Operations

PDE-2056: Intermediate Unit

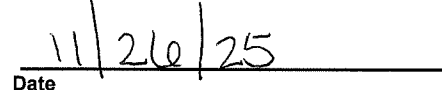
PDE-2057: School District, AVTS/CTC, Charter School,
and Special Program Jointure

CERTIFICATION: By signing this page I agree that the electronic data submitted is a complete and accurate statement of the financial operations and status of the local education agency for the fiscal year. It has been prepared in accordance with generally accepted accounting principles and established Commonwealth of PA reporting guidelines.


Chief School Administrator Signature


Date


Board Secretary Signature


Date

Kathy S VanSchaick

Contact Person

kathy.vanschaick@ntiogasd.org

Contact Person E-mail Address

(814)258-5644

Ext :1020

Contact Person Telephone Number

(814)258-7876

Contact Person Fax Number

Audit Certification
Annual Financial Report:
For Fiscal Year Ending **6/30/2025**
(Pursuant to PA School Code Section 218(b))


LEA Name : Northern Tioga SD
AUN Number : 117596003
County : Tioga

Audit Certification Due: 12/31/2025

This certification is applicable to the Annual Financial Report data submitted through the Consolidated Financial Reporting System (CFRS).


CERTIFICATION: By signing this page I agree that the financial statements of the school have been properly audited as noted above pursuant to Article XXIV, and in the auditor's professional opinion, the Annual Financial Report (PDE-2057) submitted through CFRS is materially consistent with the audited financial statements.

Chief School Administrator


Signature

11/26/25
Date

Board Secretary


Signature

11/26/25
Date

Kathy S VanSchaick

Contact Person

kathy.vanschaick@ntiogasd.org

Contact Person E-mail Address

(814)258-5644

Ext :1020

Contact Person Telephone Number

(814)258-7876

Contact Person Fax Number

<u>Val Number</u>	<u>Description</u>	<u>Justification</u>
10335	<p>NAG - Fund 27: Data has been entered for line 0413 - Due To Component Units. Identify the Component Unit.</p> <p>NAG 0413, Fund 27: \$992,840.00</p>	Northern Tioga Education Foundation Inc. Agency
13020	<p>REG: Interfund Trans-Out must equal REG Interfund Trans-In plus REP Interfund Trans In minus REP Interfund Trans-Out. (REG 5200 = REG 9300 + REP 9300 - REP 5200) Reference amts do not include any incoming transfers of the Fid. Funds. Include Fid. Fund incoming transfer info in the justification. Correct or enter a justification.</p> <p>Transfers Out (REG 5200): \$1,492,840.00 (REG 9300) + (REP 9300) - (REP 5200) : \$500,000.00</p>	Fund 27 has a transfer to component unit of \$992,840 but 5310 was not an available option for this fund.
16230	<p>REP Fund 51 – Net Position - Beginning of Fiscal Year must equal Prior Year AFR, Net Position - End of Year. Justifications to this error must fully explain the situation that prompted a fund balance restatement. "Auditor Adjustment" is not a sufficient justification.</p> <p>REP Fund 51 – Net Position - Beginning of Fiscal Year: \$1,150,493.00 REP Fund 51, Prior Year AFR, Net Position - End of Year: \$1,172,209.00</p>	Net Position was restated as a result of the implementation of GASB 101.
30039	<p>Revenue Detail: An amount has been reported in revenue code 6969 - All Other Services Provided Other Governments. Do not record revenue received from other PA LEAs (Intermediate Units, School Districts, Charter Schools, and CTCs) within this code. Please confirm within the justification that no revenue received from other PA LEAs is included in the following codes:</p> <p>Fund 10 Revenue Code 6969: \$10000.00</p>	This revenue was received from PHEAA for a student teacher stipend and was passed through the district to the student.
30116	<p>Revenue Detail: A large amount has been reported as Earnings on Investments in Fund 32, account 6500, which should only include interest and/or dividend earnings. Correct or provide a brief explanation of the revenue reported.</p> <p>Revenue Detail 6500, Fund 32: \$245,242.76</p>	This is the interest and dividend earnings.
41162	<p>Expenditure Detail, Salaries (Object 100) and Benefits (Object 200 series): Amounts must be entered for both Salaries and Benefits.</p> <p>Please verify following fund and function codes: Fund 10 Function 2310;</p>	This is accident insurance purchased by board members through PSBA.

LEA : 117596003 Northern Tioga SD

Printed 12/2/2025 8:10:09 AM

Amounts Expressed in Whole Dollars		<u>General Fund</u> <u>(10)</u>	<u>Student Sponsored</u> <u>Activity Fund</u> <u>(21)</u>	<u>Public Purpose Trust</u> <u>(27)</u>	<u>Other Compt Approved</u> <u>(28)</u>	<u>Athletic / Activity</u> <u>(29)</u>
Assets And Deferred Outflows Of Resources						
Assets						
0100	Cash and Cash Equivalents	18,443,895	244,779	1,050,560		
0110	Investments	1,824,896		309,826		
0120	Taxes Receivable	1,246,061				
0130	Due From Other Funds	248,497				
0141	Due From Other Governments					
0142	State Revenue Receivable	1,520,188				
0143	Federal Revenue Receivable	1,061,688				
0145	Other Intergovernmental Revenue Receivable					
0146	Due from Primary Government					
0147	Due from Component Unit					
0150	Other Receivables	107,536				
0170	Inventories					
0180	Prepaid Expenses (Expenditures)	79,800				
0190	Other Current Assets					
Total Assets		\$24,532,561	\$244,779	\$1,360,386		
0910	Deferred Outflows of Resources					
Total Assets And Deferred Outflows Of Resources		\$24,532,561	\$244,779	\$1,360,386		

LEA : 117596003 Northern Tioga SD

Printed 12/2/2025 8:10:09 AM

Amounts Expressed in Whole Dollars		<u>Capital Reserve (690.</u> <u>1850)</u> <u>(31)</u>	<u>Capital Reserve (1431)</u> <u>(32)</u>	<u>Other Capital Projects</u> <u>Fund</u> <u>(39)</u>	<u>Debt Service</u> <u>(40)</u>	<u>Permanent</u> <u>(90)</u>
Assets And Deferred Outflows Of Resources						
Assets						
0100	Cash and Cash Equivalents		1,289,243	1,189		
0110	Investments		3,968,611			
0120	Taxes Receivable					
0130	Due From Other Funds		500,000			
0141	Due From Other Governments					
0142	State Revenue Receivable					
0143	Federal Revenue Receivable					
0145	Other Intergovernmental Revenue Receivable					
0146	Due from Primary Government					
0147	Due from Component Unit					
0150	Other Receivables					
0170	Inventories					
0180	Prepaid Expenses (Expenditures)					
0190	Other Current Assets					
Total Assets			\$5,757,854	\$1,189		
0910	Deferred Outflows of Resources					
Total Assets And Deferred Outflows Of Resources			\$5,757,854	\$1,189		

LEA : 117596003 Northern Tioga SD

Printed 12/2/2025 8:10:09 AM

Amounts Expressed in Whole Dollars		<u>Total Governmental</u>
		<u>Funds</u>
Assets And Deferred Outflows Of Resources		
Assets		
0100 Cash and Cash Equivalents	21,029,666	
0110 Investments	6,103,333	
0120 Taxes Receivable	1,246,061	
0130 Due From Other Funds	748,497	
0141 Due From Other Governments		
0142 State Revenue Receivable	1,520,188	
0143 Federal Revenue Receivable	1,061,688	
0145 Other Intergovernmental Revenue Receivable		
0146 Due from Primary Government		
0147 Due from Component Unit		
0150 Other Receivables	107,536	
0170 Inventories		
0180 Prepaid Expenses (Expenditures)	79,800	
0190 Other Current Assets		
Total Assets	\$31,896,769	
0910 Deferred Outflows of Resources		
Total Assets And Deferred Outflows Of Resources	\$31,896,769	

LEA : 117596003 Northern Tioga SD

Printed 12/2/2025 8:10:09 AM

Amounts Expressed in Whole Dollars	<u>General Fund</u> <u>(10)</u>	<u>Student Sponsored</u> <u>Activity Fund</u> <u>(21)</u>	<u>Public Purpose Trust</u> <u>(27)</u>	<u>Other Compt Approved</u> <u>(28)</u>	<u>Athletic / Activity</u> <u>(29)</u>
Liabilities And Deferred Inflows Of Resources And Fund Balances					
Liabilities					
0400 Due to Other Funds	500,000		174,429		
0411 Due to Other Governments					
0412 Due to Primary Government					
0413 Due to Component Unit			992,840		
0420 Accounts Payable	502,652				
0430 Contracts Payable					
0440 Current Portion of Long-Term Debt					
0450 Short-Term Payables					
0461 Accrued Salaries and Benefits	3,032,948				
0462 Payroll Deductions and Withholding	1,650,485				
0480 Unearned Revenues					
0490 Other Current Liabilities	312,926				
Total Liabilities	\$5,999,011		\$1,167,269		
0950 Deferred Inflows of Resources	1,087,122				
Fund Balances					
0810 Nonspendable Fund Balance	79,800				
0820 Restricted Fund Balance		244,779	193,117		
0830 Committed Fund Balance					
0840 Assigned Fund Balance	15,509,796				
0850 Unassigned Fund Balance	1,856,832				
Total Fund Balances	\$17,446,428	\$244,779	\$193,117		
Total Liabilities, Deferred Inflows Of Resources And Fund Balances	\$24,532,561	\$244,779	\$1,360,386		

LEA : 117596003 Northern Tioga SD

Printed 12/2/2025 8:10:09 AM

Amounts Expressed in Whole Dollars		<u>Capital Reserve (690.</u> <u>1850)</u> <u>(31)</u>	<u>Capital Reserve (1431)</u> <u>(32)</u>	<u>Other Capital Projects</u> <u>Fund</u> <u>(39)</u>	<u>Debt Service</u> <u>(40)</u>	<u>Permanent</u> <u>(90)</u>
Liabilities And Deferred Inflows Of Resources And Fund Balances						
Liabilities						
0400	Due to Other Funds					
0411	Due to Other Governments					
0412	Due to Primary Government					
0413	Due to Component Unit					
0420	Accounts Payable		145,022			
0430	Contracts Payable					
0440	Current Portion of Long-Term Debt					
0450	Short-Term Payables					
0461	Accrued Salaries and Benefits		27,743			
0462	Payroll Deductions and Withholding					
0480	Unearned Revenues					
0490	Other Current Liabilities					
Total Liabilities			\$172,765			
0950	Deferred Inflows of Resources					
Fund Balances						
0810	Nonspendable Fund Balance					
0820	Restricted Fund Balance		5,585,089	1,189		
0830	Committed Fund Balance					
0840	Assigned Fund Balance					
0850	Unassigned Fund Balance					
Total Fund Balances			\$5,585,089	\$1,189		
Total Liabilities, Deferred Inflows Of Resources And Fund Balances			\$5,757,854	\$1,189		

LEA : 117596003 Northern Tioga SD

Printed 12/2/2025 8:10:09 AM

Amounts Expressed in Whole Dollars		<u>Total Governmental</u> <u>Funds</u>
Liabilities And Deferred Inflows Of Resources And Fund Balances		
Liabilities		
0400 Due to Other Funds		674,429
0411 Due to Other Governments		
0412 Due to Primary Government		
0413 Due to Component Unit		992,840
0420 Accounts Payable		647,674
0430 Contracts Payable		
0440 Current Portion of Long-Term Debt		
0450 Short-Term Payables		
0461 Accrued Salaries and Benefits		3,060,691
0462 Payroll Deductions and Withholding		1,650,485
0480 Unearned Revenues		
0490 Other Current Liabilities		312,926
Total Liabilities		\$7,339,045
0950 Deferred Inflows of Resources		1,087,122
Fund Balances		
0810 Nonspendable Fund Balance		79,800
0820 Restricted Fund Balance		6,024,174
0830 Committed Fund Balance		
0840 Assigned Fund Balance		15,509,796
0850 Unassigned Fund Balance		1,856,832
Total Fund Balances		\$23,470,602
Total Liabilities, Deferred Inflows Of Resources And Fund Balances		\$31,896,769

LEA : 117596003 Northern Tioga SD

Printed 12/2/2025 8:10:36 AM

Amounts Expressed in Whole Dollars	<u>General Fund</u> <u>(10)</u>	<u>Student Sponsored</u> <u>Activity Fund</u> <u>(21)</u>	<u>Public Purpose Trust</u> <u>(27)</u>	<u>Other Compt Approved</u> <u>(28)</u>	<u>Athletic / Activity</u> <u>(29)</u>
Revenues					
6000 Revenue from Local Sources	15,033,018	513,940	37,788		
7000 Revenue from State Sources	28,366,783				
8000 Revenue from Federal Sources	1,961,686				
Total Revenues	\$45,361,487	\$513,940	\$37,788		
Expenditures					
1000 Instruction	26,821,509				
2000 Support Services	14,297,675				
3000 Operation of Non-Instructional Services	899,938	523,304	182,679		
4000 Facilities Acquisition, Construction and Improvement Services	637,418				
5110 Debt Service	1,776,825				
5130 Refund of Prior Year Revenues / Receipts	18,756				
5140 Leases and Other Right-to-Use Arrangements					
Total Expenditures	\$44,452,121	\$523,304	\$182,679		
Excess (Deficiency) Of Revenues Over Expenditures	\$909,366	(\$9,364)	(\$144,891)		
Other Financing Sources (Uses)					
9110 Face Value of Bonds Issued					
9120 Proceeds from Refunding of Bonds					
9130 Bond Premiums					
9200 Proceeds from Extended Term Financing, Leases, and Other Right-to-Use Arrangements					
9300 Interfund Transfers - IN					
9400 Sale of or Compensation for Loss of Fixed Assets	111,585				
9710 Transfers from Component Units					
9720 Transfers from Primary Governments					
9910 Other Financing Sources Not Listed in the 9000 Series					
9990 Insurance Recoveries	1,194,437				
5120 Debt Service – Refunded Bonds					
5150 Bond Discounts					
5200 Interfund Transfers – Out	500,000		992,840		
5300 Transfers Out to Component Units/Primary Governments					
Total Other Financing Sources (Uses)	\$806,022		(\$992,840)		

LEA : 117596003 Northern Tioga SD

Printed 12/2/2025 8:10:36 AM

Amounts Expressed in Whole Dollars		<u>Capital Reserve (690.</u> <u>1850)</u> <u>(31)</u>	<u>Capital Reserve (1431)</u> <u>(32)</u>	<u>Other Capital Projects</u> <u>Fund</u> <u>(39)</u>	<u>Debt Service</u> <u>(40)</u>	<u>Permanent</u> <u>(90)</u>
Revenues						
6000	Revenue from Local Sources		245,243	1		
7000	Revenue from State Sources					
8000	Revenue from Federal Sources					
Total Revenues			\$245,243	\$1		
Expenditures						
1000	Instruction					
2000	Support Services		28,792			
3000	Operation of Non-Instructional Services					
4000	Facilities Acquisition, Construction and Improvement Services		720,595			
5110	Debt Service					
5130	Refund of Prior Year Revenues / Receipts					
5140	Leases and Other Right-to-Use Arrangements					
Total Expenditures			\$749,387			
Excess (Deficiency) Of Revenues Over Expenditures			(\$504,144)	\$1		
Other Financing Sources (Uses)						
9110	Face Value of Bonds Issued					
9120	Proceeds from Refunding of Bonds					
9130	Bond Premiums					
9200	Proceeds from Extended Term Financing, Leases, and Other Right-to-Use Arrangements					
9300	Interfund Transfers - IN		500,000			
9400	Sale of or Compensation for Loss of Fixed Assets					
9710	Transfers from Component Units					
9720	Transfers from Primary Governments					
9910	Other Financing Sources Not Listed in the 9000 Series					
9990	Insurance Recoveries					
5120	Debt Service – Refunded Bonds					
5150	Bond Discounts					
5200	Interfund Transfers – Out					
5300	Transfers Out to Component Units/Primary Governments					
Total Other Financing Sources (Uses)			\$500,000			

LEA : 117596003 Northern Tioga SD

Printed 12/2/2025 8:10:36 AM

Amounts Expressed in Whole Dollars		<u>Total Governmental Funds</u>
Revenues		
6000	Revenue from Local Sources	15,829,990
7000	Revenue from State Sources	28,366,783
8000	Revenue from Federal Sources	1,961,686
Total Revenues		\$46,158,459
Expenditures		
1000	Instruction	26,821,509
2000	Support Services	14,326,467
3000	Operation of Non-Instructional Services	1,605,921
4000	Facilities Acquisition, Construction and Improvement Services	1,358,013
5110	Debt Service	1,776,825
5130	Refund of Prior Year Revenues / Receipts	18,756
5140	Leases and Other Right-to-Use Arrangements	
Total Expenditures		\$45,907,491
Excess (Deficiency) Of Revenues Over Expenditures		\$250,968
Other Financing Sources (Uses)		
9110	Face Value of Bonds Issued	
9120	Proceeds from Refunding of Bonds	
9130	Bond Premiums	
9200	Proceeds from Extended Term Financing, Leases, and Other Right-to-Use Arrangements	
9300	Interfund Transfers - IN	500,000
9400	Sale of or Compensation for Loss of Fixed Assets	111,585
9710	Transfers from Component Units	
9720	Transfers from Primary Governments	
9910	Other Financing Sources Not Listed in the 9000 Series	
9990	Insurance Recoveries	1,194,437
5120	Debt Service – Refunded Bonds	
5150	Bond Discounts	
5200	Interfund Transfers – Out	1,492,840
5300	Transfers Out to Component Units/Primary Governments	
Total Other Financing Sources (Uses)		\$313,182

Amounts Expressed in Whole Dollars		<u>General Fund</u> <u>(10)</u>	<u>Student Sponsored</u> <u>Activity Fund</u> <u>(21)</u>	<u>Public Purpose Trust</u> <u>(27)</u>	<u>Other Compt Approved</u> <u>(28)</u>	<u>Athletic / Activity</u> <u>(29)</u>
Special And Extraordinary Items						
9920 Special Items – Gains						
9930 Extraordinary Items – Gains						
5520 Special Items – Losses						
5530 Extraordinary Items – Losses						
Net Change In Fund Balances		\$1,715,388	(\$9,364)	(\$1,137,731)		
Fund Balance						
0001 Fund Balance - Beginning of Fiscal Year		15,731,040	254,143	1,330,848		
Fund Balance - End Of Year		\$17,446,428	\$244,779	\$193,117		

Amounts Expressed in Whole Dollars		<u>Capital Reserve (690.</u> <u>1850)</u> <u>(31)</u>	<u>Capital Reserve (1431)</u> <u>(32)</u>	<u>Other Capital Projects</u> <u>Fund</u> <u>(39)</u>	<u>Debt Service</u> <u>(40)</u>	<u>Permanent</u> <u>(90)</u>
Special And Extraordinary Items						
9920	Special Items – Gains					
9930	Extraordinary Items – Gains					
5520	Special Items – Losses					
5530	Extraordinary Items – Losses					
Net Change In Fund Balances			(\$4,144)	\$1		
Fund Balance						
0001	Fund Balance - Beginning of Fiscal Year		5,589,236	1,189		
Fund Balance - End Of Year			\$5,585,092	\$1,190		

Amounts Expressed in Whole Dollars		<u>Total Governmental Funds</u>
Special And Extraordinary Items		
9920	Special Items – Gains	
9930	Extraordinary Items – Gains	
5520	Special Items – Losses	
5530	Extraordinary Items – Losses	
Net Change In Fund Balances		\$564,150
Fund Balance		
0001	Fund Balance - Beginning of Fiscal Year	22,906,456
Fund Balance - End Of Year		\$23,470,606

LEA : 117596003 Northern Tioga SD

Printed 12/2/2025 8:10:38 AM

Amounts Expressed in Whole Dollars		<u>Food Service</u> <u>(51)</u>	<u>Child Care</u> <u>Operations</u> <u>(52)</u>	<u>Other Enterprise</u> <u>(58)</u>	<u>TOTAL</u>	<u>Internal Service</u> <u>(60)</u>
Assets And Deferred Outflows Of Resources						
Current Assets						
0100	Cash and Cash Equivalents	833,169			833,169	
0110	Investments					
0130	Due From Other Funds					
0141	Due From Other Governments					
0142	State Revenue Receivable	13,167			13,167	
0143	Federal Revenue Receivable	226,401			226,401	
0146	Due from Primary Government					
0147	Due from Component Unit					
0150	Other Receivables	3,043			3,043	
0170	Inventories	61,364			61,364	
0180	Prepaid Expenses (Expenditures)					
0190	Other Current Assets					
Total Current Assets		\$1,137,144			\$1,137,144	
Noncurrent Assets						
0211	Land					
0212	Site Improvements (Net)					
0220	Buildings and Building Improvements (Net)					
0230	Tangible Property and Intangible Right-To-Use Assets (Net)	237,449			237,449	
0250	Construction in Progress					
0260	Long Term Prepayments					
0290	Other Noncurrent Assets					
Total Noncurrent Assets		\$237,449			\$237,449	
0910	Deferred Outflows of Resources					
Total Assets And Deferred Outflows Of Resources		\$1,374,593			\$1,374,593	

LEA : 117596003 Northern Tioga SD

Printed 12/2/2025 8:10:38 AM

Amounts Expressed in Whole Dollars	<u>Food Service</u> <u>(51)</u>	<u>Child Care</u> <u>Operations</u> <u>(52)</u>	<u>Other Enterprise</u> <u>(58)</u>	<u>TOTAL</u>	<u>Internal Service</u> <u>(60)</u>
Liabilities And Deferred Inflows Of Resources And Net Position					
Current Liabilities					
0400 Due to Other Funds	74,068			74,068	
0411 Due to Other Governments					
0413 Due to Component Unit					
0420 Accounts Payable	18,288			18,288	
0430 Contracts Payable					
0440 Current Portion of Long-Term Debt	33,390			33,390	
0450 Short-Term Payables					
0461 Accrued Salaries and Benefits	10,085			10,085	
0462 Payroll Deductions and Withholding					
0480 Unearned Revenues	6,433			6,433	
0490 Other Current Liabilities					
Total Current Liabilities	\$142,264			\$142,264	
Noncurrent Liabilities					
0510 Bonds Payable					
0520 Extended-Term Financing Agreements Payable					
0530 Lease and Other Right-To-Use Obligations					
0540 Accumulated Compensated Absences	7,840			7,840	
0550 Authority Lease Obligations					
0560 Other Post-Employment Benefits (OPEB)					
0570 Net Pension Liability					
0599 Other Noncurrent Liabilities					
Total Noncurrent Liabilities	\$7,840			\$7,840	
Total Liabilities	\$150,104			\$150,104	
0950 Deferred Inflows of Resources					
Net Position					
0791 Net Investment in Capital Assets	237,449			237,449	
0008 Restricted Net Position (0792 – 0798)					
0799 Unrestricted Net Position	987,040			987,040	
Total Net Position	\$1,224,489			\$1,224,489	
Total Liabilities And Deferred Inflows Of Resources And Net Position	\$1,374,593			\$1,374,593	

Amounts Expressed in Whole Dollars		<u>Food Service</u> <u>(51)</u>	<u>Child Care Operations</u> <u>(52)</u>	<u>Other Enterprise</u> <u>(58)</u>	<u>TOTAL</u>	<u>Internal Service</u> <u>(60)</u>
Operating Revenues						
6600	Food Service Revenue	103,599			103,599	
0071	Charges for Services					
0072	Other Operating Revenue					
Total Operating Revenues		\$103,599			\$103,599	
Operating Expenses						
100	Personnel Services – Salaries	597,720			597,720	
200	Personnel Services – Employee Benefits	508,031			508,031	
300	Purchased Professional and Technical Services	3,378			3,378	
400	Purchased Property Services	23,379			23,379	
500	Other Purchased Services	4,934			4,934	
600	Supplies	942,831			942,831	
740	Depreciation	20,224			20,224	
770	Amortization Expense					
810	Dues and Fees					
880	Refunds of Prior Years' Receipts					
890	Miscellaneous Expenditures					
Total Operating Expenses		\$2,100,497			\$2,100,497	
Operating Income (Loss)		(\$1,996,898)			(\$1,996,898)	
Non Operating Revenues (Expenses)						
6500	Earnings on Investments	14,408			14,408	
6830	Federal Revenue from Intermediary Sources					
6920	Contributions and Donations from Private Sources					
6930	Gains or Losses on Sale of Fixed Assets					
6991	Refunds of a Prior Year Expenditure					
7000	Revenue from State Sources	251,975			251,975	
8000	Revenue from Federal Sources	1,804,511			1,804,511	
9990	Insurance Recoveries					
820	Claims and Judgments Against the LEA					
830	Interest					
TOTAL Non Operating Revenues (Expenses)		\$2,070,894			\$2,070,894	
Income (Loss) Before Contributions And Transfers		\$73,996			\$73,996	

Amounts Expressed in Whole Dollars	<u>Food Service</u> <u>(51)</u>	<u>Child Care Operations</u> <u>(52)</u>	<u>Other Enterprise</u> <u>(58)</u>	<u>TOTAL</u>	<u>Internal Service</u> <u>(60)</u>
Contributions, Transfers, and Special and Extraordinary Items					
5200 Interfund Transfers – Out					
5300 Transfers Out to Component Units/Primary Governments					
5520 Special Items – Losses					
5530 Extraordinary Items – Losses					
9300 Interfund Transfers - IN					
9500 Capital Contributions					
9700 Transfers IN From Component Units/Primary Governments					
9920 Special Items – Gains					
9930 Extraordinary Items – Gains					
Change In Net Position	\$73,996			\$73,996	
0002 Net Position - Beginning of Fiscal Year	1,150,493			1,150,493	
0003 Accounting Changes / Residual Equity Transfers					
Net Position - End Of Year	\$1,224,489			\$1,224,489	

LEA : 117596003 Northern Tioga SD

Printed 12/2/2025 8:10:59 AM

Amounts Expressed in Whole Dollars	<u>Food Service</u> <u>(51)</u>	<u>Child Care Operations</u> <u>(52)</u>	<u>Other Enterprise</u> <u>(58)</u>	<u>TOTAL</u>	<u>Internal Service(60)</u>
Cash Flows From Operating Activities					
0011 Cash Receipts From Users	99,222			99,222	
0012 Cash Receipts From Assessments Made to Other Funds					
0013 Cash Receipts From Earnings on Investments					
0014 Cash Receipts From Other Operating Revenue					
0015 Cash Payments To Employees For Services	1,083,539			1,083,539	
0016 Cash Payments For Insurance Claims					
0017 Cash Payments To Suppliers For Goods and Services	974,926			974,926	
0018 Cash Payments For Other Operating Expenses					
Net Cash Provided By (Used For) Operating Activities	(\$1,959,243)			(\$1,959,243)	
Cash Flows From Non-Capital Financing Activities					
0021 Receipts From Local Sources - 6000					
0022 Receipts From State Sources - 7000	255,066			255,066	
0023 Receipts From Federal Sources -8000	1,793,468			1,793,468	
0024 Notes and Loans Received (Repaid)					
0025 Interest Paid on Notes/Loans - 5100-830					
0026 Operating Transfers In (Out)/Residual Equity Trans					
0027 Operating Transfers In (Out) Primary Government / Comp Unit					
0028 Receipts From Refund of Prior Year Expenditures - 6991					
0029 Special and Extraordinary Gains (losses)					
0030 Receipts from Insurance Recoveries -9990					
Net Cash Prov By (Used for) Non-Capital Financing Activities	\$2,048,534			\$2,048,534	
Cash Flows From Capital and Related Financing Activities					
0031 Payments For Fac Acq, Const, and Imp - 4000	(33,764)			(33,764)	
0032 Proceeds from Disposal of Capital Assets					
0033 Proceeds From Extended Term Financing - 9200					
0034 Principal Paid on Financing Agreements					
0035 Interest Paid on Financing Agreements - 5100-830					
0036 (Inc) Dec in Contributed Capital					
Net Cash Prov By (Used for) Capital and Related Financing Activities	(\$33,764)			(\$33,764)	
Cash Flows From Investing Activities					
0041 Earnings on Investments - 6500	14,408			14,408	
0042 Purchase of Inv Securities / Deposits to Inv Pools					
0043 Receipts From Investment Pool Withdrawals					
0044 Proceeds from Sale and Maturity of Inv Securities					

LEA : 117596003 Northern Tioga SD

Printed 12/2/2025 8:10:59 AM

0045 Loans Received (Paid)

Net Cash Prov By (Used for) Investing Activities	\$14,408	\$14,408
--	----------	----------

LEA : 117596003 Northern Tioga SD

Printed 12/2/2025 8:10:59 AM

	<u>Food Service</u> <u>(51)</u>	<u>Child Care Operations</u> <u>(52)</u>	<u>Other Enterprise</u> <u>(58)</u>	<u>TOTAL</u>	<u>Internal Service</u> <u>(60)</u>
Net Increase (Decrease) in Cash Flows	69,935			69,935	
0004 Cash and Cash Equivalents Beginning of Year	763,234			763,234	
Cash and Cash Equivalents at Year End	\$833,169			\$833,169	
Reconciliation of Operating Income (Loss) To Net Cash Provided by (Used For) Operating Activities					
0005 Operating Income (Loss) per REP	(1,996,898)			(1,996,898)	
Adjustments					
0051 Depreciation and Net Amortization	20,224			20,224	
0052 Provision for Uncollectible Accounts					
0053 Other Adjustments					
Effect of Changes in Assets, Liabilities, Deferred Outflows and Deferred Inflows					
0054 (Inc) Dec In Accounts Receivable (0120-0150)	(3,043)			(3,043)	
0055 Advances to Other Funds	7,138			7,138	
0056 (Inc) Dec in Inventories (0170)	(18,692)			(18,692)	
0057 (Inc) Dec in Prepaid Expenses (0180)					
0058 (Inc) Dec in Other Current or Noncurrent Assets					
0064 Deferred Outflows (0910)					
0059 Inc (Dec) in Accounts Payable (0400-0450)	18,288			18,288	
0060 Inc (Dec) in Accrued Salaries/Benefits (0461)	2,771			2,771	
0065 Inc (Dec) in Net Pension Liabilities (0570)					
0066 Inc (Dec) in Other Postemp Benefit Oblig (0560)					
0061 Inc (Dec) in Payroll Deductions/Withholding (0462)					
0062 Inc (Dec) in Unearned Revenue (0480)	(1,334)			(1,334)	
0063 Inc (Dec) in Other Current or Noncurrent Liabilities	12,303			12,303	
0067 Deferred Inflows (0950)					
Total Adjustments	\$37,655			\$37,655	
Cash Provided By (Used for) Total	(\$1,959,243)			(\$1,959,243)	

COMBINED STATEMENT OF CASH FLOWS
SCHEDULE OF NONCASH INVESTING, CAPITAL, AND FINANCING ACTIVITIES

Explanation of Transaction and Balance Sheet Effect	Amount
Total	

	Revenue Reported In Current Year	Current Year Tax Accrual	Prior Year Tax Accrual	Taxes Collected In Current Year
Revenue from Local Sources				
6111 Current Real Estate Taxes	9,275,457.12			9,275,457.12
6112 Interim Real Estate Taxes	35,796.29			35,796.29
6113 Public Utility Realty Taxes	12,252.52			12,252.52
6114 Payments in Lieu of Current Taxes - State / Local	69,319.35			69,319.35
6143 Current Act 511 Local Services Taxes	17,650.75			17,650.75
6151 Current Act 511 Earned Income Taxes	2,883,640.30			2,883,640.30
6153 Current Act 511 Real Estate Transfer Taxes	164,635.71			164,635.71
6411 Delinquent Real Estate Taxes	995,298.23			995,298.23
6500 Earnings on Investments	898,765.30			
6821 State Revenue Received from Other Pennsylvania Public LEAs	5,000.00			
6832 Federal IDEA Revenue Received as Pass Through	492,891.37			
6910 Rentals	19,130.85			
6920 Contributions and Donations from Private Sources	42,205.07			
6949 Other Tuition from Patrons	2,800.00			
6969 All Other Services Provided Other Governments	10,000.00			
6991 Refunds of a Prior Year Expenditure	14,376.55			
6999 Other Revenues Not Specified Above	93,799.00			
TOTAL Revenue from Local Sources	\$15,033,018.41			\$13,454,050.27

	Revenue Reported In Current Year			
<u>Revenue from State Sources</u>				
7111 Basic Education Funding-Formula	15,800,138.50			
7140 Charter Schools	127,216.99			
7160 Tuition for Orphans Subsidy	15,481.35			
7240 Driver Education - Student	2,590.00			
7271 Special Education funds for School-Aged Pupils	2,208,797.75			
7311 Pupil Transportation Subsidy	1,798,422.61			
7312 Nonpublic and Charter School Pupil Transportation Subsidy	11,165.00			
7320 Rental and Sinking Fund Payments / Building Reimbursement Subsidy	271,448.03			
7331 State Reimbursement for Health Services	37,155.65			
7332 Feminine Hygiene Product Funding	3,533.25			
7340 State Property Tax Reduction Allocation	711,243.02			
7350 School Facility Improvements / Environmental Subsidies	900,000.00			
7361 School Safety and Security Grants	42,974.75			
7362 School Mental Health & Safety and Security Grants	149,975.85			
7531 Ready to Learn-Foundation	446,252.00			
7532 Ready to Learn-Adequacy Supplement	920,703.83			
7599 Other State Revenue Not Listed Elsewhere in the 7000 Series	10,001.00			
7810 State Share of Social Security and Medicare Taxes	844,731.98			
7820 State Share of Retirement Contributions	4,064,951.10			
TOTAL Revenue from State Sources	\$28,366,782.66			

Revenue Reported In Current Year				
Revenue from Federal Sources				
8514 Title I - Improving the Academic Achievement of the Disadvantaged	794,303.00			
8515 Title II - Preparing, Training, and Recruiting High Quality Teachers and Principals	81,481.00			
8517 Title IV - 21st Century Schools	621,183.84			
8751 ARP ESSER Learning Loss	19,439.00			
8754 ARP ESSER Homeless Children and Youth Funds	10,151.04			
8810 School-Based Access Medicaid Reimbursement Program (SBAP) Reimbursements (Access)	401,329.14			
8820 Medical Assistance Reimbursement for Administrative Claiming (Quarterly) Program	33,798.97			
TOTAL Revenue from Federal Sources	\$1,961,685.99			

		Revenue Reported <u>In Current Year</u>			
<u>Other Financing Sources</u>					
9400	Sale of or Compensation for Loss of Fixed Assets	111,585.00			
9990	Insurance Recoveries	1,194,437.20			
TOTAL Other Financing Sources		\$1,306,022.20			
TOTAL FROM ALL SOURCES		\$46,667,509.26	\$13,454,050.27		

LEA : 117596003 Northern Tioga SD

Printed 12/2/2025 8:11:04 AM

	<u>General Fund (10)</u>	<u>Student Sponsored Activity Fund (21)</u>	<u>Public Purpose Trust (27)</u>	<u>Other Compt Approved (28)</u>	<u>Athletic / Activity (29)</u>	<u>Capital Reserve (690, 1850) (31)</u>
6000 Revenue from Local Sources						
6111 Current Real Estate Taxes	9,275,457.12					
6112 Interim Real Estate Taxes	35,796.29					
6113 Public Utility Realty Taxes	12,252.52					
6114 Payments in Lieu of Current Taxes - State / Local	69,319.35					
6143 Current Act 511 Local Services Taxes	17,650.75					
6151 Current Act 511 Earned Income Taxes	2,883,640.30					
6153 Current Act 511 Real Estate Transfer Taxes	164,635.71					
6411 Delinquent Real Estate Taxes	995,298.23					
6500 Earnings on Investments	898,765.30		37,788.00			
6821 State Revenue Received from Other Pennsylvania Public LEAs	5,000.00					
6832 Federal IDEA Revenue Received as Pass Through	492,891.37					
6910 Rentals	19,130.85					
6920 Contributions and Donations from Private Sources	42,205.07					
6949 Other Tuition from Patrons	2,800.00					
6969 All Other Services Provided Other Governments	10,000.00					
6991 Refunds of a Prior Year Expenditure	14,376.55					
6999 Other Revenues Not Specified Above	93,799.00	513,939.99				
6000 Total Revenue from Local Sources	\$15,033,018.41	\$513,939.99	\$37,788.00			
7000 Revenue from State Sources						
7111 Basic Education Funding-Formula	15,800,138.50					
7140 Charter Schools	127,216.99					
7160 Tuition for Orphans Subsidy	15,481.35					
7240 Driver Education - Student	2,590.00					
7271 Special Education funds for School-Aged Pupils	2,208,797.75					
7311 Pupil Transportation Subsidy	1,798,422.61					
7312 Nonpublic and Charter School Pupil Transportation Subsidy	11,165.00					
7320 Rental and Sinking Fund Payments / Building Reimbursement Subsidy	271,448.03					
7331 State Reimbursement for Health Services	37,155.65					
7332 Feminine Hygiene Product Funding	3,533.25					
7340 State Property Tax Reduction Allocation	711,243.02					
7350 School Facility Improvements / Environmental Subsidies	900,000.00					
7361 School Safety and Security Grants	42,974.75					
7362 School Mental Health & Safety and Security Grants	149,975.85					
7531 Ready to Learn-Foundation	446,252.00					
7532 Ready to Learn-Adequacy Supplement	920,703.83					

LEA : 117596003 Northern Tioga SD

Printed 12/2/2025 8:11:04 AM

	<u>Capital Reserve</u> <u>(1431) (32)</u>	<u>Other Capital</u> <u>Projects Fund (39)</u>	<u>Debt Service (40)</u>	<u>Permanent (90)</u>	<u>Total</u>
6000 Revenue from Local Sources					
6111 Current Real Estate Taxes					9,275,457.12
6112 Interim Real Estate Taxes					35,796.29
6113 Public Utility Realty Taxes					12,252.52
6114 Payments in Lieu of Current Taxes - State / Local					69,319.35
6143 Current Act 511 Local Services Taxes					17,650.75
6151 Current Act 511 Earned Income Taxes					2,883,640.30
6153 Current Act 511 Real Estate Transfer Taxes					164,635.71
6411 Delinquent Real Estate Taxes					995,298.23
6500 Earnings on Investments	245,242.76	0.60			1,181,796.66
6821 State Revenue Received from Other Pennsylvania Public LEAs					5,000.00
6832 Federal IDEA Revenue Received as Pass Through					492,891.37
6910 Rentals					19,130.85
6920 Contributions and Donations from Private Sources					42,205.07
6949 Other Tuition from Patrons					2,800.00
6969 All Other Services Provided Other Governments					10,000.00
6991 Refunds of a Prior Year Expenditure					14,376.55
6999 Other Revenues Not Specified Above					607,738.99
6000 Total Revenue from Local Sources	\$245,242.76	\$0.60			\$15,829,989.76
7000 Revenue from State Sources					
7111 Basic Education Funding-Formula					15,800,138.50
7140 Charter Schools					127,216.99
7160 Tuition for Orphans Subsidy					15,481.35
7240 Driver Education - Student					2,590.00
7271 Special Education funds for School-Aged Pupils					2,208,797.75
7311 Pupil Transportation Subsidy					1,798,422.61
7312 Nonpublic and Charter School Pupil Transportation Subsidy					11,165.00
7320 Rental and Sinking Fund Payments / Building Reimbursement Subsidy					271,448.03
7331 State Reimbursement for Health Services					37,155.65
7332 Feminine Hygiene Product Funding					3,533.25
7340 State Property Tax Reduction Allocation					711,243.02
7350 School Facility Improvements / Environmental Subsidies					900,000.00
7361 School Safety and Security Grants					42,974.75
7362 School Mental Health & Safety and Security Grants					149,975.85
7531 Ready to Learn-Foundation					446,252.00
7532 Ready to Learn-Adequacy Supplement					920,703.83

LEA : 117596003 Northern Tioga SD

Printed 12/2/2025 8:11:04 AM

	<u>General Fund (10)</u>	<u>Student Sponsored Activity Fund (21)</u>	<u>Public Purpose Trust (27)</u>	<u>Other Compt Approved (28)</u>	<u>Athletic / Activity (29)</u>	<u>Capital Reserve (690, 1850) (31)</u>
7000 Revenue from State Sources						
7599 Other State Revenue Not Listed Elsewhere in the 7000 Series	10,001.00					
7810 State Share of Social Security and Medicare Taxes	844,731.98					
7820 State Share of Retirement Contributions	4,064,951.10					
7000 Total Revenue from State Sources	\$28,366,782.66					
8000 Revenue from Federal Sources						
8514 Title I - Improving the Academic Achievement of the Disadvantaged	794,303.00					
8515 Title II - Preparing, Training, and Recruiting High Quality Teachers and Principals	81,481.00					
8517 Title IV - 21st Century Schools	621,183.84					
8751 ARP ESSER Learning Loss	19,439.00					
8754 ARP ESSER Homeless Children and Youth Funds	10,151.04					
8810 School-Based Access Medicaid Reimbursement Program (SBAP) Reimbursements (Access)	401,329.14					
8820 Medical Assistance Reimbursement for Administrative Claiming (Quarterly) Program	33,798.97					
8000 Total Revenue from Federal Sources	\$1,961,685.99					
9000 Other Financing Sources						
9310 General Fund Transfers						
9400 Sale of or Compensation for Loss of Fixed Assets	111,585.00					
9990 Insurance Recoveries	1,194,437.20					
9000 Total Other Financing Sources	\$1,306,022.20					
Total From All Sources	\$46,667,509.26	\$513,939.99	\$37,788.00			

LEA : 117596003 Northern Tioga SD

Printed 12/2/2025 8:11:04 AM

	<u>Capital Reserve</u> <u>(1431) (32)</u>	<u>Other Capital</u> <u>Projects Fund (39)</u>	<u>Debt Service (40)</u>	<u>Permanent (90)</u>	<u>Total</u>
7000 Revenue from State Sources					
7599 Other State Revenue Not Listed Elsewhere in the 7000 Series					10,001.00
7810 State Share of Social Security and Medicare Taxes					844,731.98
7820 State Share of Retirement Contributions					4,064,951.10
7000 Total Revenue from State Sources					\$28,366,782.66
8000 Revenue from Federal Sources					
8514 Title I - Improving the Academic Achievement of the Disadvantaged					794,303.00
8515 Title II - Preparing, Training, and Recruiting High Quality Teachers and Principals					81,481.00
8517 Title IV - 21st Century Schools					621,183.84
8751 ARP ESSER Learning Loss					19,439.00
8754 ARP ESSER Homeless Children and Youth Funds					10,151.04
8810 School-Based Access Medicaid Reimbursement Program (SBAP) Reimbursements (Access)					401,329.14
8820 Medical Assistance Reimbursement for Administrative Claiming (Quarterly) Program					33,798.97
8000 Total Revenue from Federal Sources					\$1,961,685.99
9000 Other Financing Sources					
9310 General Fund Transfers	500,000.00				500,000.00
9400 Sale of or Compensation for Loss of Fixed Assets					111,585.00
9990 Insurance Recoveries					1,194,437.20
9000 Total Other Financing Sources	\$500,000.00				\$1,806,022.20
Total From All Sources	\$745,242.76	\$0.60			\$47,964,480.61

LEA : 117596003 Northern Tioga SD

Printed 12/2/2025 8:11:06 AM

	<u>General Fund (10)</u>	<u>Student Sponsored Activity Fund (21)</u>	<u>Public Purpose Trust (27)</u>	<u>Other Compt Approved (28)</u>	<u>Athletic / Activity (29)</u>	<u>Capital Reserve (690. 1850) (31)</u>
Revenue from Local Sources	15,033,018.41	513,939.99	37,788.00			
Revenue from State Sources	28,366,782.66					
Revenue from Federal Sources	1,961,685.99					
Other Financing Sources	1,306,022.20					
Total From All Sources	\$46,667,509.26	\$513,939.99	\$37,788.00			

LEA : 117596003 Northern Tioga SD

Printed 12/2/2025 8:11:06 AM

	<u>Capital Reserve (1431)</u> <u>(32)</u>	<u>Other Capital Projects</u> <u>Fund (39)</u>	<u>Debt Service (40)</u>	<u>Permanent (90)</u>	<u>Total</u>
Revenue from Local Sources	245,242.76	0.60			15,829,989.76
Revenue from State Sources					28,366,782.66
Revenue from Federal Sources					1,961,685.99
Other Financing Sources	500,000.00				1,806,022.20
Total From All Sources	\$745,242.76	\$0.60			\$47,964,480.61

LEA : 117596003 Northern Tioga SD

Printed 12/2/2025 8:11:10 AM

General Fund (10)

1000 Instruction		Total
100 <u>Personnel Services – Salaries</u>		
120 Professional – Educational		11,564,552.24
190 Instructional Assistant		1,273,109.90
Total Personnel Services – Salaries		\$12,837,662.14
200 <u>Personnel Services – Employee Benefits</u>		
210 Group Insurance – Contracted Provider		4,203,166.15
220 Social Security Contributions		946,718.67
230 PSERS Retirement Contributions		4,304,196.43
250 Unemployment Compensation		4,943.03
260 Workers' Compensation		67,555.14
291 Other Retirement Plans		31,602.10
292 Health Savings Accounts		88,872.00
299 All Other Employee Benefits		36,515.00
Total Personnel Services – Employee Benefits		\$9,683,568.52
300 <u>Purchased Professional and Technical Services</u>		
322 Professional Educational Services – Ius		208,503.76
329 Professional Educational Services – Other		47,475.00
330 Other Professional Services		258,982.30
Total Purchased Professional and Technical Services		\$514,961.06
400 <u>Purchased Property Services</u>		
430 Repairs and Maintenance Services		2,874.70
440 Rentals		82,051.40
Total Purchased Property Services		\$84,926.10
500 <u>Other Purchased Services</u>		
510 Student Transportation Services		18,406.67
530 Communications		19,049.81
561 Tuition To Other School Districts Within the State		112,944.21
562 Tuition To Pennsylvania Charter Schools		1,766,037.96
567 Tuition To Approved Private Schools (APS) and PA Chartered Schools for the Deaf and Blind		(259.48)
568 Tuition To Private Residential Rehabilitative Institutions (PRRI) [In-State] and Detention Centers		10,907.72
569 Tuition – Other		237,504.48
580 Travel		4,735.13
Total Other Purchased Services		\$2,169,326.50
600 <u>Supplies</u>		
610 General Supplies		320,129.05
630 Food		440.58
640 Books and Periodicals		883,341.51
650 Supplies & Fees – Technology Related		144,983.59
Total Supplies		\$1,348,894.73
700 <u>Property</u>		
752 Capital Equipment – Original and Additional		28,011.07
762 Capitalized Equipment - Replacement		61,874.43
766 Capitalized Technology Equipment – Replacement		89,308.00

LEA : 117596003 Northern Tioga SD

Printed 12/2/2025 8:11:10 AM

General Fund (10)

1000 Instruction		<u>Total</u>
Total Property		\$179,193.50
800 <u>Other Objects</u>		
810 Dues and Fees		2,822.00
890 Miscellaneous Expenditures		154.45
Total Other Objects		\$2,976.45
Total 1000 Instruction		\$26,821,509.00

LEA : 117596003 Northern Tioga SD

Printed 12/2/2025 8:11:10 AM

General Fund (10)

1100 Regular Programs – Elementary / Secondary

	Elementary	Secondary	Federal	Total
100 Personnel Services – Salaries				
120 Professional – Educational	4,217,074.88	4,301,627.12	741,956.76	9,260,658.76
190 Instructional Assistant	190,897.36	51,894.15	158,004.00	400,795.51
Total Personnel Services – Salaries	\$4,407,972.24	\$4,353,521.27	\$899,960.76	\$9,661,454.27
200 Personnel Services – Employee Benefits				
210 Group Insurance – Contracted Provider	1,473,900.94	1,235,604.41	119,929.58	2,829,434.93
220 Social Security Contributions	380,960.39	320,419.52	13,407.78	714,787.69
230 PSERS Retirement Contributions	1,739,221.58	1,458,349.59	55,970.03	3,253,541.20
250 Unemployment Compensation	1,681.80	592.35	1,030.54	3,304.69
260 Workers' Compensation	27,070.26	22,718.37	1,070.35	50,858.98
291 Other Retirement Plans	14,922.30	12,021.80	142.60	27,086.70
292 Health Savings Accounts	4,172.00	1,400.00		5,572.00
299 All Other Employee Benefits	15,767.00	20,748.00		36,515.00
Total Personnel Services – Employee Benefits	\$3,657,696.27	\$3,071,854.04	\$191,550.88	\$6,921,101.19
300 Purchased Professional and Technical Services				
329 Professional Educational Services – Other		47,475.00		47,475.00
330 Other Professional Services		10,000.00	158,500.00	168,500.00
Total Purchased Professional and Technical Services		\$57,475.00	\$158,500.00	\$215,975.00
400 Purchased Property Services				
430 Repairs and Maintenance Services	484.45	558.40		1,042.85
440 Rentals	38,737.71	31,633.69		70,371.40
Total Purchased Property Services	\$39,222.16	\$32,192.09		\$71,414.25
500 Other Purchased Services				
510 Student Transportation Services	4,316.00	7,124.39		11,440.39
530 Communications	9,985.91	9,063.90		19,049.81
561 Tuition To Other School Districts Within the State	1,700.00			1,700.00
562 Tuition To Pennsylvania Charter Schools	470,205.93	470,205.93		940,411.86
568 Tuition To Private Residential Rehabilitative Institutions (PRRI) [In-State] and Detention Centers	5,453.86	5,453.86		10,907.72
569 Tuition – Other	25,862.50	141,896.98		167,759.48
580 Travel	687.07	404.65		1,091.72
Total Other Purchased Services	\$518,211.27	\$634,149.71		\$1,152,360.98
600 Supplies				
610 General Supplies	73,301.75	117,732.21	102,313.83	293,347.79
640 Books and Periodicals	639,374.30	27,863.51	215,804.72	883,042.53
650 Supplies & Fees – Technology Related	63,986.51	80,749.08		144,735.59
Total Supplies	\$776,662.56	\$226,344.80	\$318,118.55	\$1,321,125.91
700 Property				
752 Capital Equipment – Original and Additional		28,011.07		28,011.07
762 Capitalized Equipment - Replacement	49,649.79	12,224.64		61,874.43
766 Capitalized Technology Equipment – Replacement	89,308.00			89,308.00
Total Property	\$138,957.79	\$40,235.71		\$179,193.50
800 Other Objects				

LEA : 117596003 Northern Tioga SD

Printed 12/2/2025 8:11:10 AM

General Fund (10)

1100 Regular Programs – Elementary / Secondary	<u>Elementary</u>	<u>Secondary</u>	<u>Federal</u>	<u>Total</u>
800 <u>Other Objects</u>				
810 Dues and Fees	294.00			294.00
890 Miscellaneous Expenditures	92.67	61.78		154.45
Total Other Objects	\$386.67	\$61.78		\$448.45
Total 1100 Regular Programs – Elementary / Secondary	\$9,539,108.96	\$8,415,834.40	\$1,568,130.19	\$19,523,073.55

LEA : 117596003 Northern Tioga SD

Printed 12/2/2025 8:11:10 AM

General Fund (10)

1110 Regular Programs

	Elementary	Secondary	Federal	Total
100 <u>Personnel Services – Salaries</u>				
120 Professional – Educational	4,217,074.88	4,301,627.12	(1,431.68)	8,517,270.32
190 Instructional Assistant	190,897.36	51,894.15	1,187.50	243,979.01
Total Personnel Services – Salaries	\$4,407,972.24	\$4,353,521.27	(\$244.18)	\$8,761,249.33
200 <u>Personnel Services – Employee Benefits</u>				
210 Group Insurance – Contracted Provider	1,473,900.94	1,235,604.41	3,304.40	2,712,809.75
220 Social Security Contributions	380,960.39	320,419.52	(13.20)	701,366.71
230 PSERS Retirement Contributions	1,739,221.58	1,458,349.59	(82.77)	3,197,488.40
250 Unemployment Compensation	1,681.80	592.35	11.20	2,285.35
260 Workers' Compensation	27,070.26	22,718.37	(1.36)	49,787.27
291 Other Retirement Plans	14,922.30	12,021.80		26,944.10
292 Health Savings Accounts	4,172.00	1,400.00		5,572.00
299 All Other Employee Benefits	15,767.00	20,748.00		36,515.00
Total Personnel Services – Employee Benefits	\$3,657,696.27	\$3,071,854.04	\$3,218.27	\$6,732,768.58
300 <u>Purchased Professional and Technical Services</u>				
329 Professional Educational Services – Other		47,475.00		47,475.00
330 Other Professional Services		10,000.00	32,500.00	42,500.00
Total Purchased Professional and Technical Services		\$57,475.00	\$32,500.00	\$89,975.00
400 <u>Purchased Property Services</u>				
430 Repairs and Maintenance Services	484.45	558.40		1,042.85
440 Rentals	38,737.71	31,633.69		70,371.40
Total Purchased Property Services	\$39,222.16	\$32,192.09		\$71,414.25
500 <u>Other Purchased Services</u>				
510 Student Transportation Services	4,316.00	7,124.39		11,440.39
530 Communications	9,985.91	9,063.90		19,049.81
561 Tuition To Other School Districts Within the State	1,700.00			1,700.00
562 Tuition To Pennsylvania Charter Schools	470,205.93	470,205.93		940,411.86
568 Tuition To Private Residential Rehabilitative Institutions (PRRI) [In-State] and Detention Centers	5,453.86	5,453.86		10,907.72
569 Tuition – Other	25,862.50	141,896.98		167,759.48
580 Travel	687.07	404.65		1,091.72
Total Other Purchased Services	\$518,211.27	\$634,149.71		\$1,152,360.98
600 <u>Supplies</u>				
610 General Supplies	73,301.75	117,732.21	42,443.83	233,477.79
640 Books and Periodicals	639,374.30	27,863.51	215,804.72	883,042.53
650 Supplies & Fees – Technology Related	63,986.51	80,749.08		144,735.59
Total Supplies	\$776,662.56	\$226,344.80	\$258,248.55	\$1,261,255.91
700 <u>Property</u>				
752 Capital Equipment – Original and Additional		28,011.07		28,011.07
762 Capitalized Equipment - Replacement	49,649.79	12,224.64		61,874.43
766 Capitalized Technology Equipment – Replacement	89,308.00			89,308.00
Total Property	\$138,957.79	\$40,235.71		\$179,193.50
800 <u>Other Objects</u>				

LEA : 117596003 Northern Tioga SD

Printed 12/2/2025 8:11:10 AM

General Fund (10)				
1110 Regular Programs	<u>Elementary</u>	<u>Secondary</u>	<u>Federal</u>	<u>Total</u>
800 <u>Other Objects</u>				
810 Dues and Fees	294.00			294.00
890 Miscellaneous Expenditures	92.67	61.78		154.45
Total Other Objects	\$386.67	\$61.78		\$448.45
Total 1110 Regular Programs	\$9,539,108.96	\$8,415,834.40	\$293,722.64	\$18,248,666.00

LEA : 117596003 Northern Tioga SD

Printed 12/2/2025 8:11:10 AM

General Fund (10)

1190 Federally-Funded Regular Programs	<u>Elementary</u>	<u>Secondary</u>	<u>Federal</u>	<u>Total</u>
100 <u>Personnel Services – Salaries</u>				
120 Professional – Educational			743,388.44	743,388.44
190 Instructional Assistant			156,816.50	156,816.50
Total Personnel Services – Salaries			\$900,204.94	\$900,204.94
200 <u>Personnel Services – Employee Benefits</u>				
210 Group Insurance – Contracted Provider			116,625.18	116,625.18
220 Social Security Contributions			13,420.98	13,420.98
230 PSERS Retirement Contributions			56,052.80	56,052.80
250 Unemployment Compensation			1,019.34	1,019.34
260 Workers' Compensation			1,071.71	1,071.71
291 Other Retirement Plans			142.60	142.60
Total Personnel Services – Employee Benefits			\$188,332.61	\$188,332.61
300 <u>Purchased Professional and Technical Services</u>				
330 Other Professional Services			126,000.00	126,000.00
Total Purchased Professional and Technical Services			\$126,000.00	\$126,000.00
600 <u>Supplies</u>				
610 General Supplies			59,870.00	59,870.00
Total Supplies			\$59,870.00	\$59,870.00
Total 1190 Federally-Funded Regular Programs			\$1,274,407.55	\$1,274,407.55

LEA : 117596003 Northern Tioga SD

Printed 12/2/2025 8:11:10 AM

General Fund (10)

1200 Special Programs – Elementary / Secondary

	Elementary	Secondary	Federal	Total
100 <u>Personnel Services – Salaries</u>				
120 Professional – Educational	1,007,752.44	1,026,078.85	74,990.00	2,108,821.29
190 Instructional Assistant	436,893.07	432,522.90		869,415.97
Total Personnel Services – Salaries	\$1,444,645.51	\$1,458,601.75	\$74,990.00	\$2,978,237.26
200 <u>Personnel Services – Employee Benefits</u>				
210 Group Insurance – Contracted Provider	635,166.99	671,885.84	9,672.80	1,316,725.63
220 Social Security Contributions	105,924.90	105,764.22	5,543.90	217,233.02
230 PSERS Retirement Contributions	471,186.27	488,289.51	25,421.65	984,897.43
250 Unemployment Compensation	698.40	753.83	88.00	1,540.23
260 Workers' Compensation	7,580.91	7,648.18	412.35	15,641.44
291 Other Retirement Plans	2,941.30	1,444.10		4,385.40
292 Health Savings Accounts	40,600.00	42,700.00		83,300.00
Total Personnel Services – Employee Benefits	\$1,264,098.77	\$1,318,485.68	\$41,138.70	\$2,623,723.15
300 <u>Purchased Professional and Technical Services</u>				
322 Professional Educational Services – Ius	104,251.88	104,251.88		208,503.76
330 Other Professional Services	48,628.38	32,418.92		81,047.30
Total Purchased Professional and Technical Services	\$152,880.26	\$136,670.80		\$289,551.06
400 <u>Purchased Property Services</u>				
430 Repairs and Maintenance Services	1,099.11	732.74		1,831.85
Total Purchased Property Services	\$1,099.11	\$732.74		\$1,831.85
500 <u>Other Purchased Services</u>				
510 Student Transportation Services	2,377.92	3,788.36		6,166.28
561 Tuition To Other School Districts Within the State	2,489.54	18,340.86		20,830.40
562 Tuition To Pennsylvania Charter Schools	412,813.05	412,813.05		825,626.10
567 Tuition To Approved Private Schools (APS) and PA Chartered Schools for the Deaf and Blind	(129.74)	(129.74)		(259.48)
569 Tuition – Other	34,872.50	34,872.50		69,745.00
580 Travel	669.17	564.14		1,233.31
Total Other Purchased Services	\$453,092.44	\$470,249.17		\$923,341.61
600 <u>Supplies</u>				
610 General Supplies	8,590.90	11,524.35		20,115.25
630 Food	440.58			440.58
640 Books and Periodicals	298.98			298.98
650 Supplies & Fees – Technology Related	248.00			248.00
Total Supplies	\$9,578.46	\$11,524.35		\$21,102.81
Total 1200 Special Programs – Elementary / Secondary	\$3,325,394.55	\$3,396,264.49	\$116,128.70	\$6,837,787.74

LEA : 117596003 Northern Tioga SD

Printed 12/2/2025 8:11:10 AM

General Fund (10)

1210 Life Skills Support

	Elementary	Secondary	Federal	Total
100 <u>Personnel Services – Salaries</u>				
120 Professional – Educational	191,800.92	172,696.61		364,497.53
190 Instructional Assistant	50,687.41			50,687.41
Total Personnel Services – Salaries	\$242,488.33	\$172,696.61		\$415,184.94
200 <u>Personnel Services – Employee Benefits</u>				
210 Group Insurance – Contracted Provider	84,881.20	45,906.05		130,787.25
220 Social Security Contributions	17,815.21	12,415.46		30,230.67
230 PSERS Retirement Contributions	81,709.97	57,744.50		139,454.47
250 Unemployment Compensation	94.78	90.71		185.49
260 Workers' Compensation	1,275.07	905.78		2,180.85
291 Other Retirement Plans	790.00	130.00		920.00
292 Health Savings Accounts	5,600.00	4,200.00		9,800.00
Total Personnel Services – Employee Benefits	\$192,166.23	\$121,392.50		\$313,558.73
500 <u>Other Purchased Services</u>				
510 Student Transportation Services	543.24	829.23		1,372.47
561 Tuition To Other School Districts Within the State	600.00	600.00		1,200.00
569 Tuition – Other	34,872.50	34,872.50		69,745.00
Total Other Purchased Services	\$36,015.74	\$36,301.73		\$72,317.47
600 <u>Supplies</u>				
610 General Supplies	2,745.08	2,676.52		5,421.60
630 Food	167.16			167.16
650 Supplies & Fees – Technology Related	248.00			248.00
Total Supplies	\$3,160.24	\$2,676.52		\$5,836.76
Total 1210 Life Skills Support	\$473,830.54	\$333,067.36		\$806,897.90

LEA : 117596003 Northern Tioga SD

Printed 12/2/2025 8:11:10 AM

General Fund (10)

1220 Sensory Support

	<u>Elementary</u>	<u>Secondary</u>	<u>Federal</u>	<u>Total</u>
100 <u>Personnel Services – Salaries</u>				
120 Professional – Educational	39,463.80	26,309.20	74,990.00	140,763.00
Total Personnel Services – Salaries	\$39,463.80	\$26,309.20	\$74,990.00	\$140,763.00
200 <u>Personnel Services – Employee Benefits</u>				
210 Group Insurance – Contracted Provider	18,221.19	12,147.46	9,672.80	40,041.45
220 Social Security Contributions	2,736.18	1,824.12	5,543.90	10,104.20
230 PSERS Retirement Contributions	13,322.37	8,881.58	25,421.65	47,625.60
250 Unemployment Compensation	(32.22)	(21.48)	88.00	34.30
260 Workers' Compensation	195.21	130.14	412.35	737.70
Total Personnel Services – Employee Benefits	\$34,442.73	\$22,961.82	\$41,138.70	\$98,543.25
300 <u>Purchased Professional and Technical Services</u>				
322 Professional Educational Services – lus	40,432.56	40,432.56		80,865.12
Total Purchased Professional and Technical Services	\$40,432.56	\$40,432.56		\$80,865.12
400 <u>Purchased Property Services</u>				
430 Repairs and Maintenance Services	1,099.11	732.74		1,831.85
Total Purchased Property Services	\$1,099.11	\$732.74		\$1,831.85
500 <u>Other Purchased Services</u>				
580 Travel	179.46	119.64		299.10
Total Other Purchased Services	\$179.46	\$119.64		\$299.10
600 <u>Supplies</u>				
610 General Supplies	1,580.70	1,053.80		2,634.50
Total Supplies	\$1,580.70	\$1,053.80		\$2,634.50
Total 1220 Sensory Support	\$117,198.36	\$91,609.76	\$116,128.70	\$324,936.82

LEA : 117596003 Northern Tioga SD

Printed 12/2/2025 8:11:10 AM

General Fund (10)

1230 Emotional Support

	Elementary	Secondary	Federal	Total
100 <u>Personnel Services – Salaries</u>				
120 Professional – Educational	194,569.53	121,885.00		316,454.53
190 Instructional Assistant	194,671.60	80,615.02		275,286.62
Total Personnel Services – Salaries	\$389,241.13	\$202,500.02		\$591,741.15
200 <u>Personnel Services – Employee Benefits</u>				
210 Group Insurance – Contracted Provider	203,462.79	147,949.49		351,412.28
220 Social Security Contributions	28,075.12	14,392.73		42,467.85
230 PSERS Retirement Contributions	120,950.37	68,294.71		189,245.08
250 Unemployment Compensation	261.40	111.07		372.47
260 Workers' Compensation	2,043.13	1,063.14		3,106.27
291 Other Retirement Plans	640.00	334.10		974.10
292 Health Savings Accounts	7,000.00	9,100.00		16,100.00
Total Personnel Services – Employee Benefits	\$362,432.81	\$241,245.24		\$603,678.05
300 <u>Purchased Professional and Technical Services</u>				
322 Professional Educational Services – Ius	62,074.74	62,074.74		124,149.48
Total Purchased Professional and Technical Services	\$62,074.74	\$62,074.74		\$124,149.48
500 <u>Other Purchased Services</u>				
510 Student Transportation Services	452.59	460.55		913.14
561 Tuition To Other School Districts Within the State	1,889.54	17,740.86		19,630.40
Total Other Purchased Services	\$2,342.13	\$18,201.41		\$20,543.54
600 <u>Supplies</u>				
610 General Supplies	3,321.53	3,601.84		6,923.37
630 Food	273.42			273.42
Total Supplies	\$3,594.95	\$3,601.84		\$7,196.79
Total 1230 Emotional Support	\$819,685.76	\$527,623.25		\$1,347,309.01

LEA : 117596003 Northern Tioga SD

Printed 12/2/2025 8:11:10 AM

General Fund (10)

1240 Academic Support

	<u>Elementary</u>	<u>Secondary</u>	<u>Federal</u>	<u>Total</u>
100 <u>Personnel Services – Salaries</u>				
120 Professional – Educational	575,608.50	645,092.64		1,220,701.14
190 Instructional Assistant	187,312.58	323,763.77		511,076.35
Total Personnel Services – Salaries	\$762,921.08	\$968,856.41		\$1,731,777.49
200 <u>Personnel Services – Employee Benefits</u>				
210 Group Insurance – Contracted Provider	328,601.81	449,085.04		777,686.85
220 Social Security Contributions	56,500.99	70,417.54		126,918.53
230 PSERS Retirement Contributions	251,747.98	324,790.86		576,538.84
250 Unemployment Compensation	363.19	523.70		886.89
260 Workers' Compensation	4,012.21	5,085.26		9,097.47
291 Other Retirement Plans	1,511.30	720.00		2,231.30
292 Health Savings Accounts	28,000.00	28,000.00		56,000.00
Total Personnel Services – Employee Benefits	\$670,737.48	\$878,622.40		\$1,549,359.88
500 <u>Other Purchased Services</u>				
510 Student Transportation Services	1,129.70	359.32		1,489.02
580 Travel	489.71	444.50		934.21
Total Other Purchased Services	\$1,619.41	\$803.82		\$2,423.23
600 <u>Supplies</u>				
610 General Supplies	867.21	2,739.01		3,606.22
640 Books and Periodicals	298.98			298.98
Total Supplies	\$1,166.19	\$2,739.01		\$3,905.20
Total 1240 Academic Support	\$1,436,444.16	\$1,851,021.64		\$3,287,465.80

LEA : 117596003 Northern Tioga SD

Printed 12/2/2025 8:11:10 AM

General Fund (10)

1241 Learning Support – Public	Elementary	Secondary	Federal	Total
100 <u>Personnel Services – Salaries</u>				
120 Professional – Educational	553,519.74	630,191.80		1,183,711.54
190 Instructional Assistant	187,312.58	323,763.77		511,076.35
Total Personnel Services – Salaries	\$740,832.32	\$953,955.57		\$1,694,787.89
200 <u>Personnel Services – Employee Benefits</u>				
210 Group Insurance – Contracted Provider	319,389.61	442,943.56		762,333.17
220 Social Security Contributions	54,913.82	69,346.79		124,260.61
230 PSERS Retirement Contributions	244,259.97	319,798.86		564,058.83
250 Unemployment Compensation	336.82	506.12		842.94
260 Workers' Compensation	3,890.53	5,003.18		8,893.71
291 Other Retirement Plans	1,511.30	720.00		2,231.30
292 Health Savings Accounts	28,000.00	28,000.00		56,000.00
Total Personnel Services – Employee Benefits	\$652,302.05	\$866,318.51		\$1,518,620.56
500 <u>Other Purchased Services</u>				
510 Student Transportation Services	174.00	73.02		247.02
Total Other Purchased Services	\$174.00	\$73.02		\$247.02
600 <u>Supplies</u>				
610 General Supplies	867.21	2,739.01		3,606.22
640 Books and Periodicals	298.98			298.98
Total Supplies	\$1,166.19	\$2,739.01		\$3,905.20
Total 1241 Learning Support – Public	\$1,394,474.56	\$1,823,086.11		\$3,217,560.67

LEA : 117596003 Northern Tioga SD

Printed 12/2/2025 8:11:10 AM

General Fund (10)

1243 Gifted Support

	<u>Elementary</u>	<u>Secondary</u>	<u>Federal</u>	<u>Total</u>
100 <u>Personnel Services – Salaries</u>				
120 Professional – Educational	22,088.76	14,900.84		36,989.60
Total Personnel Services – Salaries	\$22,088.76	\$14,900.84		\$36,989.60
200 <u>Personnel Services – Employee Benefits</u>				
210 Group Insurance – Contracted Provider	9,212.20	6,141.48		15,353.68
220 Social Security Contributions	1,587.17	1,070.75		2,657.92
230 PSERS Retirement Contributions	7,488.01	4,992.00		12,480.01
250 Unemployment Compensation	26.37	17.58		43.95
260 Workers' Compensation	121.68	82.08		203.76
Total Personnel Services – Employee Benefits	\$18,435.43	\$12,303.89		\$30,739.32
500 <u>Other Purchased Services</u>				
510 Student Transportation Services	955.70	286.30		1,242.00
580 Travel	489.71	444.50		934.21
Total Other Purchased Services	\$1,445.41	\$730.80		\$2,176.21
Total 1243 Gifted Support	\$41,969.60	\$27,935.53		\$69,905.13

LEA : 117596003 Northern Tioga SD

Printed 12/2/2025 8:11:10 AM

General Fund (10)

1260 Physical Support

	<u>Elementary</u>	<u>Secondary</u>	<u>Federal</u>	<u>Total</u>
300 <u>Purchased Professional and Technical Services</u>				
330 Other Professional Services	48,628.38	32,418.92		81,047.30
Total Purchased Professional and Technical Services	\$48,628.38	\$32,418.92		\$81,047.30
Total 1260 Physical Support	\$48,628.38	\$32,418.92		\$81,047.30

LEA : 117596003 Northern Tioga SD

Printed 12/2/2025 8:11:10 AM

General Fund (10)

1270 Multi-Handicapped Support

	<u>Elementary</u>	<u>Secondary</u>	<u>Federal</u>	<u>Total</u>
100 <u>Personnel Services – Salaries</u>				
120 Professional – Educational		55,888.94		55,888.94
190 Instructional Assistant		25,329.79		25,329.79
Total Personnel Services – Salaries		\$81,218.73		\$81,218.73
200 <u>Personnel Services – Employee Benefits</u>				
210 Group Insurance – Contracted Provider		16,797.80		16,797.80
220 Social Security Contributions		6,182.77		6,182.77
230 PSERS Retirement Contributions		26,274.14		26,274.14
250 Unemployment Compensation		42.33		42.33
260 Workers' Compensation		427.00		427.00
291 Other Retirement Plans		260.00		260.00
292 Health Savings Accounts		1,400.00		1,400.00
Total Personnel Services – Employee Benefits		\$51,384.04		\$51,384.04
300 <u>Purchased Professional and Technical Services</u>				
322 Professional Educational Services – Ius	1,744.58	1,744.58		3,489.16
Total Purchased Professional and Technical Services	\$1,744.58	\$1,744.58		\$3,489.16
500 <u>Other Purchased Services</u>				
510 Student Transportation Services		1,971.00		1,971.00
Total Other Purchased Services		\$1,971.00		\$1,971.00
600 <u>Supplies</u>				
610 General Supplies		1,402.26		1,402.26
Total Supplies		\$1,402.26		\$1,402.26
Total 1270 Multi-Handicapped Support	\$1,744.58	\$137,720.61		\$139,465.19

LEA : 117596003 Northern Tioga SD

Printed 12/2/2025 8:11:10 AM

General Fund (10)

1290 Special Programs - Other Support	<u>Elementary</u>	<u>Secondary</u>	<u>Federal</u>	<u>Total</u>
100 <u>Personnel Services – Salaries</u>				
120 Professional – Educational	6,309.69	4,206.46		10,516.15
190 Instructional Assistant	4,221.48	2,814.32		7,035.80
Total Personnel Services – Salaries	\$10,531.17	\$7,020.78		\$17,551.95
200 <u>Personnel Services – Employee Benefits</u>				
220 Social Security Contributions	797.40	531.60		1,329.00
230 PSERS Retirement Contributions	3,455.58	2,303.72		5,759.30
250 Unemployment Compensation	11.25	7.50		18.75
260 Workers' Compensation	55.29	36.86		92.15
Total Personnel Services – Employee Benefits	\$4,319.52	\$2,879.68		\$7,199.20
500 <u>Other Purchased Services</u>				
510 Student Transportation Services	252.39	168.26		420.65
562 Tuition To Pennsylvania Charter Schools	412,813.05	412,813.05		825,626.10
567 Tuition To Approved Private Schools (APS) and PA Chartered Schools for the Deaf and Blind	(129.74)	(129.74)		(259.48)
Total Other Purchased Services	\$412,935.70	\$412,851.57		\$825,787.27
600 <u>Supplies</u>				
610 General Supplies	76.38	50.92		127.30
Total Supplies	\$76.38	\$50.92		\$127.30
Total 1290 Special Programs - Other Support	\$427,862.77	\$422,802.95		\$850,665.72

LEA : 117596003 Northern Tioga SD

Printed 12/2/2025 8:11:10 AM

General Fund (10)

1300 Vocational Education

	<u>Elementary</u>	<u>Secondary</u>	<u>Federal</u>	<u>Total</u>
100 <u>Personnel Services – Salaries</u>				
120 Professional – Educational		144,621.03		144,621.03
Total Personnel Services – Salaries		\$144,621.03		\$144,621.03
200 <u>Personnel Services – Employee Benefits</u>				
210 Group Insurance – Contracted Provider		49,444.37		49,444.37
220 Social Security Contributions		10,717.92		10,717.92
230 PSERS Retirement Contributions		47,570.37		47,570.37
250 Unemployment Compensation		36.64		36.64
260 Workers' Compensation		758.67		758.67
291 Other Retirement Plans		130.00		130.00
Total Personnel Services – Employee Benefits		\$108,657.97		\$108,657.97
500 <u>Other Purchased Services</u>				
510 Student Transportation Services		800.00		800.00
580 Travel		343.56		343.56
Total Other Purchased Services		\$1,143.56		\$1,143.56
600 <u>Supplies</u>				
610 General Supplies		5,005.31		5,005.31
Total Supplies		\$5,005.31		\$5,005.31
800 <u>Other Objects</u>				
810 Dues and Fees		2,528.00		2,528.00
Total Other Objects		\$2,528.00		\$2,528.00
Total 1300 Vocational Education		\$261,955.87		\$261,955.87

LEA : 117596003 Northern Tioga SD

Printed 12/2/2025 8:11:10 AM

General Fund (10)

1400 Other Instructional Programs – Elementary / Secondary	<u>Elementary</u>	<u>Secondary</u>	<u>Federal</u>	<u>Total</u>
100 <u>Personnel Services – Salaries</u>				
120 Professional – Educational	1,530.00	40,042.24	8,878.92	50,451.16
190 Instructional Assistant			2,898.42	2,898.42
Total Personnel Services – Salaries	\$1,530.00	\$40,042.24	\$11,777.34	\$53,349.58
200 <u>Personnel Services – Employee Benefits</u>				
210 Group Insurance – Contracted Provider		7,561.22		7,561.22
220 Social Security Contributions	110.95	2,990.46	878.63	3,980.04
230 PSERS Retirement Contributions	518.69	13,676.06	3,992.68	18,187.43
250 Unemployment Compensation	4.98	39.22	17.27	61.47
260 Workers' Compensation	8.42	222.99	64.64	296.05
Total Personnel Services – Employee Benefits	\$643.04	\$24,489.95	\$4,953.22	\$30,086.21
300 <u>Purchased Professional and Technical Services</u>				
330 Other Professional Services	1,933.50	7,501.50		9,435.00
Total Purchased Professional and Technical Services	\$1,933.50	\$7,501.50		\$9,435.00
400 <u>Purchased Property Services</u>				
440 Rentals		11,680.00		11,680.00
Total Purchased Property Services		\$11,680.00		\$11,680.00
500 <u>Other Purchased Services</u>				
561 Tuition To Other School Districts Within the State		90,413.81		90,413.81
580 Travel	1,058.54	1,008.00		2,066.54
Total Other Purchased Services	\$1,058.54	\$91,421.81		\$92,480.35
600 <u>Supplies</u>				
610 General Supplies		1,660.70		1,660.70
Total Supplies		\$1,660.70		\$1,660.70
Total 1400 Other Instructional Programs – Elementary / Secondary	\$5,165.08	\$176,796.20	\$16,730.56	\$198,691.84

LEA : 117596003 Northern Tioga SD

Printed 12/2/2025 8:11:10 AM

General Fund (10)

1410 Drivers' Education

	<u>Elementary</u>	<u>Secondary</u>	<u>Federal</u>	<u>Total</u>
100 <u>Personnel Services – Salaries</u>				
120 Professional – Educational		29,120.88		29,120.88
Total Personnel Services – Salaries		\$29,120.88		\$29,120.88
200 <u>Personnel Services – Employee Benefits</u>				
210 Group Insurance – Contracted Provider		7,561.22		7,561.22
220 Social Security Contributions		2,138.02		2,138.02
230 PSERS Retirement Contributions		9,804.20		9,804.20
250 Unemployment Compensation		39.22		39.22
260 Workers' Compensation		160.16		160.16
Total Personnel Services – Employee Benefits		\$19,702.82		\$19,702.82
400 <u>Purchased Property Services</u>				
440 Rentals		11,680.00		11,680.00
Total Purchased Property Services		\$11,680.00		\$11,680.00
600 <u>Supplies</u>				
610 General Supplies		1,063.04		1,063.04
Total Supplies		\$1,063.04		\$1,063.04
Total 1410 Drivers' Education		\$61,566.74		\$61,566.74

LEA : 117596003 Northern Tioga SD

Printed 12/2/2025 8:11:10 AM

General Fund (10)

1420 Summer School

	<u>Elementary</u>	<u>Secondary</u>	<u>Federal</u>	<u>Total</u>
100 <u>Personnel Services – Salaries</u>				
120 Professional – Educational		8,986.36		8,986.36
Total Personnel Services – Salaries		\$8,986.36		\$8,986.36
200 <u>Personnel Services – Employee Benefits</u>				
220 Social Security Contributions		711.77		711.77
230 PSERS Retirement Contributions		3,215.87		3,215.87
260 Workers’ Compensation		52.18		52.18
Total Personnel Services – Employee Benefits		\$3,979.82		\$3,979.82
600 <u>Supplies</u>				
610 General Supplies		597.66		597.66
Total Supplies		\$597.66		\$597.66
Total 1420 Summer School		\$13,563.84		\$13,563.84

LEA : 117596003 Northern Tioga SD

Printed 12/2/2025 8:11:10 AM

General Fund (10)

1430 Homebound Instruction	<u>Elementary</u>	<u>Secondary</u>	<u>Federal</u>	<u>Total</u>
100 <u>Personnel Services – Salaries</u>				
120 Professional – Educational	1,530.00	1,935.00		3,465.00
Total Personnel Services – Salaries	\$1,530.00	\$1,935.00		\$3,465.00
200 <u>Personnel Services – Employee Benefits</u>				
220 Social Security Contributions	110.95	140.67		251.62
230 PSERS Retirement Contributions	518.69	655.99		1,174.68
250 Unemployment Compensation	4.98			4.98
260 Workers' Compensation	8.42	10.65		19.07
Total Personnel Services – Employee Benefits	\$643.04	\$807.31		\$1,450.35
500 <u>Other Purchased Services</u>				
580 Travel	1,058.54	1,008.00		2,066.54
Total Other Purchased Services	\$1,058.54	\$1,008.00		\$2,066.54
Total 1430 Homebound Instruction	\$3,231.58	\$3,750.31		\$6,981.89

LEA : 117596003 Northern Tioga SD

Printed 12/2/2025 8:11:10 AM

General Fund (10)

1440 Alternative Regular Education Programs	<u>Elementary</u>	<u>Secondary</u>	<u>Federal</u>	<u>Total</u>
300 <u>Purchased Professional and Technical Services</u>				
330 Other Professional Services	1,933.50	7,501.50		9,435.00
Total Purchased Professional and Technical Services	\$1,933.50	\$7,501.50		\$9,435.00
500 <u>Other Purchased Services</u>				
561 Tuition To Other School Districts Within the State		90,413.81		90,413.81
Total Other Purchased Services		\$90,413.81		\$90,413.81
Total 1440 Alternative Regular Education Programs	\$1,933.50	\$97,915.31		\$99,848.81

LEA : 117596003 Northern Tioga SD

Printed 12/2/2025 8:11:10 AM

General Fund (10)

1442 Alternative Education Programs	<u>Elementary</u>	<u>Secondary</u>	<u>Federal</u>	<u>Total</u>
300 <u>Purchased Professional and Technical Services</u>				
330 Other Professional Services	1,933.50	7,501.50		9,435.00
Total Purchased Professional and Technical Services	\$1,933.50	\$7,501.50		\$9,435.00
500 <u>Other Purchased Services</u>				
561 Tuition To Other School Districts Within the State		90,413.81		90,413.81
Total Other Purchased Services		\$90,413.81		\$90,413.81
Total 1442 Alternative Education Programs	\$1,933.50	\$97,915.31		\$99,848.81

LEA : 117596003 Northern Tioga SD

Printed 12/2/2025 8:11:10 AM

General Fund (10)

1450 Instructional Programs Outside the Established School Day	<u>Elementary</u>	<u>Secondary</u>	<u>Federal</u>	<u>Total</u>
100 <u>Personnel Services – Salaries</u>				
120 Professional – Educational			8,878.92	8,878.92
190 Instructional Assistant			2,898.42	2,898.42
Total Personnel Services – Salaries			\$11,777.34	\$11,777.34
200 <u>Personnel Services – Employee Benefits</u>				
220 Social Security Contributions			878.63	878.63
230 PSERS Retirement Contributions			3,992.68	3,992.68
250 Unemployment Compensation			17.27	17.27
260 Workers' Compensation			64.64	64.64
Total Personnel Services – Employee Benefits			\$4,953.22	\$4,953.22
Total 1450 Instructional Programs Outside the Established School Day			\$16,730.56	\$16,730.56

LEA : 117596003 Northern Tioga SD

Printed 12/2/2025 8:11:19 AM

General Fund (10)

2000 Support Services		Total
100	<u>Personnel Services – Salaries</u>	
100	Personnel Services – Salaries	4,211,780.66
Total Personnel Services – Salaries		\$4,211,780.66
200	<u>Personnel Services – Employee Benefits</u>	
210	Group Insurance – Contracted Provider	1,370,227.19
220	Social Security Contributions	311,545.06
230	PSERS Retirement Contributions	1,410,233.10
240	Tuition Reimbursement	71,559.79
250	Unemployment Compensation	1,464.22
260	Workers' Compensation	22,256.94
291	Other Retirement Plans	534.00
292	Health Savings Accounts	70,000.00
Total Personnel Services – Employee Benefits		\$3,257,820.30
300	<u>Purchased Professional and Technical Services</u>	
310	Official / Administrative Services	54,597.85
330	Other Professional Services	1,532,999.13
340	Technical Services	91,867.72
350	Security / Safety Services	74,581.01
360	Employee Training and Development Services	42,666.49
390	Other Purchased Professional and Technical Services	8,588.00
Total Purchased Professional and Technical Services		\$1,805,300.20
400	<u>Purchased Property Services</u>	
410	Cleaning Services	60,681.35
420	Utility Services	105,837.31
430	Repairs and Maintenance Services	334,913.15
440	Rentals	30,990.86
Total Purchased Property Services		\$532,422.67
500	<u>Other Purchased Services</u>	
510	Student Transportation Services	365.00
513	Contracted Carriers	2,542,910.49
516	Student Transportation Services From the IU	13,592.50
520	Insurance – General	20,047.50
523	General Property and Liability Insurance	186,056.01
530	Communications	64,153.78
549	Other Advertising/Public Relations	18,838.85
580	Travel	49,468.84
Total Other Purchased Services		\$2,895,432.97
600	<u>Supplies</u>	
610	General Supplies	436,159.03
620	Energy	643,935.41
630	Food	6,308.75
640	Books and Periodicals	9,557.29
650	Supplies & Fees – Technology Related	334,366.24

LEA : 117596003 Northern Tioga SD

Printed 12/2/2025 8:11:19 AM

General Fund (10)

2000 Support Services

Total

Total Supplies		\$1,430,326.72
700 <u>Property</u>		
752	Capital Equipment – Original and Additional	12,460.35
756	Capitalized Technology Equipment – Original	3,528.00
758	Capitalized Technology Software - Original	1,811.77
762	Capitalized Equipment - Replacement	63,974.38
766	Capitalized Technology Equipment – Replacement	34,899.35
768	Capitalized Technology Software - Replacement	26,701.24
Total Property		\$143,375.09
800 <u>Other Objects</u>		
810	Dues and Fees	20,716.32
890	Miscellaneous Expenditures	500.00
Total Other Objects		\$21,216.32
Total 2000 Support Services		\$14,297,674.93

LEA : 117596003 Northern Tioga SD

Printed 12/2/2025 8:11:19 AM

General Fund (10)

2100 Support Services – Students	Elementary	Secondary	Federal	Total
100 <u>Personnel Services – Salaries</u>				
100 Personnel Services – Salaries	117,027.45	368,982.26	140,350.67	787,085.90
Total Personnel Services – Salaries	\$117,027.45	\$368,982.26	\$140,350.67	\$787,085.90
200 <u>Personnel Services – Employee Benefits</u>				
210 Group Insurance – Contracted Provider	23,891.34	97,442.54	55,433.29	206,318.67
220 Social Security Contributions	8,667.24	27,424.95	10,163.59	57,994.19
230 PSERS Retirement Contributions	39,672.48	124,674.17	47,485.83	266,318.42
250 Unemployment Compensation	(38.42)	117.53	161.17	277.31
260 Workers' Compensation	593.28	1,942.72	771.94	4,191.96
292 Health Savings Accounts		5,600.00		5,600.00
Total Personnel Services – Employee Benefits	\$72,785.92	\$257,201.91	\$114,015.82	\$540,700.55
400 <u>Purchased Property Services</u>				
440 Rentals		307.12		307.12
Total Purchased Property Services		\$307.12		\$307.12
500 <u>Other Purchased Services</u>				
510 Student Transportation Services		365.00		365.00
530 Communications	4.80	3,126.89		3,131.69
580 Travel	3,098.64	2,083.84		6,013.33
Total Other Purchased Services	\$3,103.44	\$5,575.73		\$9,510.02
600 <u>Supplies</u>				
610 General Supplies	6,779.90	4,450.70		11,342.30
640 Books and Periodicals	119.18	133.56		252.74
Total Supplies	\$6,899.08	\$4,584.26		\$11,595.04
700 <u>Property</u>				
758 Capitalized Technology Software - Original				1,811.77
768 Capitalized Technology Software - Replacement	1,811.77			1,811.77
Total Property	\$1,811.77			\$3,623.54
800 <u>Other Objects</u>				
810 Dues and Fees	618.00	326.00		944.00
Total Other Objects	\$618.00	\$326.00		\$944.00
Total 2100 Support Services – Students	\$202,245.66	\$636,977.28	\$254,366.49	\$1,353,766.17

LEA : 117596003 Northern Tioga SD

Printed 12/2/2025 8:11:19 AM

General Fund (10)

2120 Guidance Services

	<u>Elementary</u>	<u>Secondary</u>	<u>Federal</u>	<u>Total</u>
100 <u>Personnel Services – Salaries</u>				
100 Personnel Services – Salaries		290,963.96	77,359.12	368,323.08
Total Personnel Services – Salaries		\$290,963.96	\$77,359.12	\$368,323.08
200 <u>Personnel Services – Employee Benefits</u>				
210 Group Insurance – Contracted Provider		81,514.98	30,279.64	111,794.62
220 Social Security Contributions		21,646.79	5,655.04	27,301.83
230 PSERS Retirement Contributions		98,225.85	26,131.58	124,357.43
250 Unemployment Compensation	(69.92)	96.53	87.27	113.88
260 Workers' Compensation	(20.07)	1,533.82	425.39	1,939.14
292 Health Savings Accounts		5,600.00		5,600.00
Total Personnel Services – Employee Benefits	(\$89.99)	\$208,617.97	\$62,578.92	\$271,106.90
400 <u>Purchased Property Services</u>				
440 Rentals		307.12		307.12
Total Purchased Property Services		\$307.12		\$307.12
500 <u>Other Purchased Services</u>				
510 Student Transportation Services		365.00		365.00
530 Communications	4.80	3,126.89		3,131.69
580 Travel	181.41	139.02		320.43
Total Other Purchased Services	\$186.21	\$3,630.91		\$3,817.12
600 <u>Supplies</u>				
610 General Supplies	457.43	235.72		693.15
640 Books and Periodicals	119.18	133.56		252.74
Total Supplies	\$576.61	\$369.28		\$945.89
700 <u>Property</u>				
768 Capitalized Technology Software - Replacement	1,811.77			1,811.77
Total Property	\$1,811.77			\$1,811.77
800 <u>Other Objects</u>				
810 Dues and Fees	129.00			129.00
Total Other Objects	\$129.00			\$129.00
Total 2120 Guidance Services	\$2,613.60	\$503,889.24	\$139,938.04	\$646,440.88

LEA : 117596003 Northern Tioga SD

Printed 12/2/2025 8:11:19 AM

General Fund (10)

2140 Psychological Services	Elementary	Secondary	Federal	Total
100 <u>Personnel Services – Salaries</u>				
100 Personnel Services – Salaries	117,027.45	78,018.30		195,045.75
Total Personnel Services – Salaries	\$117,027.45	\$78,018.30		\$195,045.75
200 <u>Personnel Services – Employee Benefits</u>				
210 Group Insurance – Contracted Provider	23,891.34	15,927.56	(3.20)	39,815.70
220 Social Security Contributions	8,667.24	5,778.16	(30.45)	14,414.95
230 PSERS Retirement Contributions	39,672.48	26,448.32		66,120.80
250 Unemployment Compensation	31.50	21.00		52.50
260 Workers' Compensation	613.35	408.90		1,022.25
Total Personnel Services – Employee Benefits	\$72,875.91	\$48,583.94	(\$33.65)	\$121,426.20
500 <u>Other Purchased Services</u>				
580 Travel	2,917.23	1,944.82		4,862.05
Total Other Purchased Services	\$2,917.23	\$1,944.82		\$4,862.05
600 <u>Supplies</u>				
610 General Supplies	6,322.47	4,214.98		10,537.45
Total Supplies	\$6,322.47	\$4,214.98		\$10,537.45
800 <u>Other Objects</u>				
810 Dues and Fees	489.00	326.00		815.00
Total Other Objects	\$489.00	\$326.00		\$815.00
Total 2140 Psychological Services	\$199,632.06	\$133,088.04	(\$33.65)	\$332,686.45

LEA : 117596003 Northern Tioga SD

Printed 12/2/2025 8:11:19 AM

General Fund (10)

2160 Social Work Services

	<u>Elementary</u>	<u>Secondary</u>	<u>Federal</u>	<u>Total</u>
100 <u>Personnel Services – Salaries</u>				
100 Personnel Services – Salaries			62,991.55	223,717.07
Total Personnel Services – Salaries			\$62,991.55	\$223,717.07
200 <u>Personnel Services – Employee Benefits</u>				
210 Group Insurance – Contracted Provider			25,156.85	54,708.35
220 Social Security Contributions			4,539.00	16,277.41
230 PSERS Retirement Contributions			21,354.25	75,840.19
250 Unemployment Compensation			73.90	110.93
260 Workers' Compensation			346.55	1,230.57
Total Personnel Services – Employee Benefits			\$51,470.55	\$148,167.45
500 <u>Other Purchased Services</u>				
580 Travel				830.85
Total Other Purchased Services				\$830.85
600 <u>Supplies</u>				
610 General Supplies				111.70
Total Supplies				\$111.70
700 <u>Property</u>				
758 Capitalized Technology Software - Original				1,811.77
Total Property				\$1,811.77
Total 2160 Social Work Services			\$114,462.10	\$374,638.84

LEA : 117596003 Northern Tioga SD

Printed 12/2/2025 8:11:19 AM

General Fund (10)

2200 Support Services – Instructional Staff

	Elementary	Secondary	Federal	Total
100 <u>Personnel Services – Salaries</u>				
100 Personnel Services – Salaries	415,937.45	327,457.40		743,394.85
Total Personnel Services – Salaries	\$415,937.45	\$327,457.40		\$743,394.85
200 <u>Personnel Services – Employee Benefits</u>				
210 Group Insurance – Contracted Provider	149,428.15	118,499.55		267,927.70
220 Social Security Contributions	30,584.87	24,123.86		54,708.73
230 PSERS Retirement Contributions	139,024.13	109,745.05		248,769.18
240 Tuition Reimbursement	26,293.76	37,910.04		64,203.80
250 Unemployment Compensation	143.75	101.51		245.26
260 Workers' Compensation	2,242.68	1,766.41		4,009.09
292 Health Savings Accounts	9,800.00	5,600.00		15,400.00
Total Personnel Services – Employee Benefits	\$357,517.34	\$297,746.42		\$655,263.76
300 <u>Purchased Professional and Technical Services</u>				
330 Other Professional Services	3,459.72	3,140.28		6,600.00
340 Technical Services	8,276.83	7,512.59		15,789.42
350 Security / Safety Services	4,043.85	3,421.71		7,465.56
360 Employee Training and Development Services	15,541.00	13,099.39		28,640.39
390 Other Purchased Professional and Technical Services	4,501.83	4,086.17		8,588.00
Total Purchased Professional and Technical Services	\$35,823.23	\$31,260.14		\$67,083.37
400 <u>Purchased Property Services</u>				
430 Repairs and Maintenance Services	10,646.81	9,663.79		20,310.60
440 Rentals	2,507.99	2,024.45		4,532.44
Total Purchased Property Services	\$13,154.80	\$11,688.24		\$24,843.04
500 <u>Other Purchased Services</u>				
530 Communications	3,332.64	2,221.76		5,554.40
580 Travel	5,106.20	4,792.06	885.00	10,783.26
Total Other Purchased Services	\$8,438.84	\$7,013.82	\$885.00	\$16,337.66
600 <u>Supplies</u>				
610 General Supplies	10,608.66	9,894.96		20,503.62
630 Food	2,566.71	2,427.54		4,994.25
640 Books and Periodicals	5,603.10	3,067.35		8,670.45
650 Supplies & Fees – Technology Related	146,594.10	115,555.34	600.00	262,749.44
Total Supplies	\$165,372.57	\$130,945.19	\$600.00	\$296,917.76
700 <u>Property</u>				
756 Capitalized Technology Equipment – Original	2,058.00	1,470.00		3,528.00
762 Capitalized Equipment - Replacement	6,250.00			6,250.00
766 Capitalized Technology Equipment – Replacement	5,685.78	29,213.57		34,899.35
768 Capitalized Technology Software - Replacement	381.00	24,508.47		24,889.47
Total Property	\$14,374.78	\$55,192.04		\$69,566.82
800 <u>Other Objects</u>				
810 Dues and Fees	491.15	403.85		895.00

LEA : 117596003 Northern Tioga SD

Printed 12/2/2025 8:11:19 AM

General Fund (10)

2200 Support Services – Instructional Staff

	<u>Elementary</u>	<u>Secondary</u>	<u>Federal</u>	<u>Total</u>
Total Other Objects	\$491.15	\$403.85		\$895.00
Total 2200 Support Services – Instructional Staff	\$1,011,110.16	\$861,707.10	\$1,485.00	\$1,874,302.26

LEA : 117596003 Northern Tioga SD

Printed 12/2/2025 8:11:19 AM

General Fund (10)

2220 Technology Support Services	Elementary	Secondary	Federal	Total
100 <u>Personnel Services – Salaries</u>				
100 Personnel Services – Salaries	92,147.09	81,775.49		173,922.58
Total Personnel Services – Salaries	\$92,147.09	\$81,775.49		\$173,922.58
200 <u>Personnel Services – Employee Benefits</u>				
210 Group Insurance – Contracted Provider	37,014.01	32,672.26		69,686.27
220 Social Security Contributions	6,654.28	5,900.53		12,554.81
230 PSERS Retirement Contributions	30,782.20	27,307.21		58,089.41
250 Unemployment Compensation	29.70	26.98		56.68
260 Workers' Compensation	482.60	428.23		910.83
Total Personnel Services – Employee Benefits	\$74,962.79	\$66,335.21		\$141,298.00
300 <u>Purchased Professional and Technical Services</u>				
330 Other Professional Services	3,459.72	3,140.28		6,600.00
340 Technical Services	8,276.83	7,512.59		15,789.42
390 Other Purchased Professional and Technical Services	4,501.83	4,086.17		8,588.00
Total Purchased Professional and Technical Services	\$16,238.38	\$14,739.04		\$30,977.42
400 <u>Purchased Property Services</u>				
430 Repairs and Maintenance Services	10,646.81	9,663.79		20,310.60
Total Purchased Property Services	\$10,646.81	\$9,663.79		\$20,310.60
500 <u>Other Purchased Services</u>				
530 Communications	963.93	642.62		1,606.55
580 Travel	665.63	604.16		1,269.79
Total Other Purchased Services	\$1,629.56	\$1,246.78		\$2,876.34
600 <u>Supplies</u>				
610 General Supplies	3,265.56	1,872.90		5,138.46
650 Supplies & Fees – Technology Related	137,407.98	108,894.84	600.00	246,902.82
Total Supplies	\$140,673.54	\$110,767.74	\$600.00	\$252,041.28
700 <u>Property</u>				
756 Capitalized Technology Equipment – Original	2,058.00	1,470.00		3,528.00
766 Capitalized Technology Equipment – Replacement	5,685.78	29,213.57		34,899.35
768 Capitalized Technology Software - Replacement		23,365.47		23,365.47
Total Property	\$7,743.78	\$54,049.04		\$61,792.82
Total 2220 Technology Support Services	\$344,041.95	\$338,577.09	\$600.00	\$683,219.04

LEA : 117596003 Northern Tioga SD

Printed 12/2/2025 8:11:19 AM

General Fund (10)

2250 School Library Services	Elementary	Secondary	Federal	Total
100 Personnel Services – Salaries				
100 Personnel Services – Salaries	79,945.48	52,046.60		131,992.08
Total Personnel Services – Salaries	\$79,945.48	\$52,046.60		\$131,992.08
200 Personnel Services – Employee Benefits				
210 Group Insurance – Contracted Provider	70,517.34	51,289.93		121,807.27
220 Social Security Contributions	5,807.87	3,860.58		9,668.45
230 PSERS Retirement Contributions	26,553.24	17,457.33		44,010.57
250 Unemployment Compensation	55.66	30.44		86.10
260 Workers' Compensation	418.95	272.76		691.71
292 Health Savings Accounts	9,800.00	5,600.00		15,400.00
Total Personnel Services – Employee Benefits	\$113,153.06	\$78,511.04		\$191,664.10
600 Supplies				
610 General Supplies	1,660.08	1,561.90		3,221.98
640 Books and Periodicals	5,603.10	3,067.35		8,670.45
650 Supplies & Fees – Technology Related	3,066.12	2,580.50		5,646.62
Total Supplies	\$10,329.30	\$7,209.75		\$17,539.05
700 Property				
762 Capitalized Equipment - Replacement	6,250.00			6,250.00
Total Property	\$6,250.00			\$6,250.00
Total 2250 School Library Services	\$209,677.84	\$137,767.39		\$347,445.23

LEA : 117596003 Northern Tioga SD

Printed 12/2/2025 8:11:19 AM

General Fund (10)

2260 Instruction and Curriculum Development Services	Elementary	Secondary	Federal	Total
100 <u>Personnel Services – Salaries</u>				
100 Personnel Services – Salaries	216,979.39	177,213.40		394,192.79
Total Personnel Services – Salaries	\$216,979.39	\$177,213.40		\$394,192.79
200 <u>Personnel Services – Employee Benefits</u>				
210 Group Insurance – Contracted Provider	41,896.80	34,537.36		76,434.16
220 Social Security Contributions	16,143.21	13,155.81		29,299.02
230 PSERS Retirement Contributions	72,581.10	59,413.49		131,994.59
250 Unemployment Compensation	58.39	44.09		102.48
260 Workers' Compensation	1,193.39	975.10		2,168.49
Total Personnel Services – Employee Benefits	\$131,872.89	\$108,125.85		\$239,998.74
300 <u>Purchased Professional and Technical Services</u>				
350 Security / Safety Services	4,043.85	3,421.71		7,465.56
Total Purchased Professional and Technical Services	\$4,043.85	\$3,421.71		\$7,465.56
400 <u>Purchased Property Services</u>				
440 Rentals	2,507.99	2,024.45		4,532.44
Total Purchased Property Services	\$2,507.99	\$2,024.45		\$4,532.44
500 <u>Other Purchased Services</u>				
530 Communications	2,368.71	1,579.14		3,947.85
580 Travel	3,280.94	2,437.49		5,718.43
Total Other Purchased Services	\$5,649.65	\$4,016.63		\$9,666.28
600 <u>Supplies</u>				
610 General Supplies	5,434.35	6,238.90		11,673.25
650 Supplies & Fees – Technology Related	6,120.00	4,080.00		10,200.00
Total Supplies	\$11,554.35	\$10,318.90		\$21,873.25
700 <u>Property</u>				
768 Capitalized Technology Software - Replacement	381.00	1,143.00		1,524.00
Total Property	\$381.00	\$1,143.00		\$1,524.00
800 <u>Other Objects</u>				
810 Dues and Fees	491.15	403.85		895.00
Total Other Objects	\$491.15	\$403.85		\$895.00
Total 2260 Instruction and Curriculum Development Services	\$373,480.27	\$306,667.79		\$680,148.06

LEA : 117596003 Northern Tioga SD

Printed 12/2/2025 8:11:19 AM

General Fund (10)

2270 Instructional Staff Professional Development Services	<u>Elementary</u>	<u>Secondary</u>	<u>Federal</u>	<u>Total</u>
100 <u>Personnel Services – Salaries</u>				
100 Personnel Services – Salaries	26,865.49	16,421.91		43,287.40
Total Personnel Services – Salaries	\$26,865.49	\$16,421.91		\$43,287.40
200 <u>Personnel Services – Employee Benefits</u>				
220 Social Security Contributions	1,979.51	1,206.94		3,186.45
230 PSERS Retirement Contributions	9,107.59	5,567.02		14,674.61
240 Tuition Reimbursement	26,293.76	37,910.04		64,203.80
260 Workers' Compensation	147.74	90.32		238.06
Total Personnel Services – Employee Benefits	\$37,528.60	\$44,774.32		\$82,302.92
300 <u>Purchased Professional and Technical Services</u>				
360 Employee Training and Development Services	15,541.00	13,099.39		28,640.39
Total Purchased Professional and Technical Services	\$15,541.00	\$13,099.39		\$28,640.39
500 <u>Other Purchased Services</u>				
580 Travel	1,159.63	1,750.41	885.00	3,795.04
Total Other Purchased Services	\$1,159.63	\$1,750.41	\$885.00	\$3,795.04
600 <u>Supplies</u>				
610 General Supplies	248.67	221.26		469.93
630 Food	2,566.71	2,427.54		4,994.25
Total Supplies	\$2,815.38	\$2,648.80		\$5,464.18
Total 2270 Instructional Staff Professional Development Services	\$83,910.10	\$78,694.83	\$885.00	\$163,489.93

LEA : 117596003 Northern Tioga SD

Printed 12/2/2025 8:11:19 AM

General Fund (10)

2300 Support Services – Administration	Elementary	Secondary	Federal	Total
100 Personnel Services – Salaries				
100 Personnel Services – Salaries	537,508.70	464,615.97	11,017.10	1,189,543.97
Total Personnel Services – Salaries	\$537,508.70	\$464,615.97	\$11,017.10	\$1,189,543.97
200 Personnel Services – Employee Benefits				
210 Group Insurance – Contracted Provider	153,586.75	151,935.47	879.76	355,064.63
220 Social Security Contributions	40,316.91	33,873.77	428.38	87,727.06
230 PSERS Retirement Contributions	180,513.52	157,349.71	1,868.73	399,357.41
250 Unemployment Compensation	133.92	99.80		268.72
260 Workers' Compensation	2,810.41	2,436.14	60.61	6,231.36
292 Health Savings Accounts	8,400.00	2,800.00		11,200.00
Total Personnel Services – Employee Benefits	\$385,761.51	\$348,494.89	\$3,237.48	\$859,849.18
300 Purchased Professional and Technical Services				
310 Official / Administrative Services				54,597.85
330 Other Professional Services				86,595.10
340 Technical Services				64,428.10
Total Purchased Professional and Technical Services				\$205,621.05
400 Purchased Property Services				
430 Repairs and Maintenance Services	229.08	51.44		280.52
440 Rentals	15,410.33	4,319.77		23,362.70
Total Purchased Property Services	\$15,639.41	\$4,371.21		\$23,643.22
500 Other Purchased Services				
520 Insurance – General				19,697.50
530 Communications	26,273.40	20,812.29		51,122.04
549 Other Advertising/Public Relations				18,838.85
580 Travel	3,410.40	5,826.29		17,364.44
Total Other Purchased Services	\$29,683.80	\$26,638.58		\$107,022.83
600 Supplies				
610 General Supplies	9,413.34	6,423.63		37,729.42
630 Food				1,314.50
640 Books and Periodicals				446.10
Total Supplies	\$9,413.34	\$6,423.63		\$39,490.02
800 Other Objects				
810 Dues and Fees	1,210.00	955.00		17,831.30
Total Other Objects	\$1,210.00	\$955.00		\$17,831.30
Total 2300 Support Services – Administration	\$979,216.76	\$851,499.28	\$14,254.58	\$2,443,001.57

LEA : 117596003 Northern Tioga SD

Printed 12/2/2025 8:11:19 AM

General Fund (10)

2310 Board Services	<u>Elementary</u>	<u>Secondary</u>	<u>Federal</u>	<u>Total</u>
200 <u>Personnel Services – Employee Benefits</u>				
210 Group Insurance – Contracted Provider				29.40
Total Personnel Services – Employee Benefits				\$29.40
300 <u>Purchased Professional and Technical Services</u>				
330 Other Professional Services				18,843.00
Total Purchased Professional and Technical Services				\$18,843.00
400 <u>Purchased Property Services</u>				
440 Rentals				1,816.30
Total Purchased Property Services				\$1,816.30
500 <u>Other Purchased Services</u>				
520 Insurance – General				18,730.00
530 Communications				1,036.35
549 Other Advertising/Public Relations				18,838.85
Total Other Purchased Services				\$38,605.20
600 <u>Supplies</u>				
610 General Supplies				12,948.80
Total Supplies				\$12,948.80
800 <u>Other Objects</u>				
810 Dues and Fees				12,855.30
Total Other Objects				\$12,855.30
Total 2310 Board Services				\$85,098.00

LEA : 117596003 Northern Tioga SD

Printed 12/2/2025 8:11:19 AM

General Fund (10)

2330 Tax Assessment and Collection Services	<u>Elementary</u>	<u>Secondary</u>	<u>Federal</u>	<u>Total</u>
300 <u>Purchased Professional and Technical Services</u>				
310 Official / Administrative Services				42,466.75
340 Technical Services				64,428.10
Total Purchased Professional and Technical Services				\$106,894.85
500 <u>Other Purchased Services</u>				
520 Insurance – General				967.50
530 Communications				3,000.00
Total Other Purchased Services				\$3,967.50
600 <u>Supplies</u>				
610 General Supplies				411.60
Total Supplies				\$411.60
Total 2330 Tax Assessment and Collection Services				\$111,273.95

LEA : 117596003 Northern Tioga SD

Printed 12/2/2025 8:11:19 AM

General Fund (10)

2350 Legal and Accounting Services	<u>Elementary</u>	<u>Secondary</u>	<u>Federal</u>	<u>Total</u>
300 <u>Purchased Professional and Technical Services</u>				
330 Other Professional Services				67,752.10
Total Purchased Professional and Technical Services				\$67,752.10
Total 2350 Legal and Accounting Services				\$67,752.10

LEA : 117596003 Northern Tioga SD

Printed 12/2/2025 8:11:19 AM

General Fund (10)

2360 Office of the Superintendent / Executive Director Services	<u>Elementary</u>	<u>Secondary</u>	<u>Federal</u>	<u>Total</u>
100 <u>Personnel Services – Salaries</u>				
100 Personnel Services – Salaries				176,402.20
Total Personnel Services – Salaries				\$176,402.20
200 <u>Personnel Services – Employee Benefits</u>				
210 Group Insurance – Contracted Provider				48,633.25
220 Social Security Contributions				13,108.00
230 PSERS Retirement Contributions				59,625.45
250 Unemployment Compensation				35.00
260 Workers' Compensation				924.20
Total Personnel Services – Employee Benefits				\$122,325.90
400 <u>Purchased Property Services</u>				
440 Rentals				1,816.30
Total Purchased Property Services				\$1,816.30
500 <u>Other Purchased Services</u>				
530 Communications	1,774.29	1,182.86		2,957.15
580 Travel				8,127.75
Total Other Purchased Services	\$1,774.29	\$1,182.86		\$11,084.90
600 <u>Supplies</u>				
610 General Supplies				8,532.05
630 Food				1,314.50
640 Books and Periodicals				446.10
Total Supplies				\$10,292.65
800 <u>Other Objects</u>				
810 Dues and Fees				2,811.00
Total Other Objects				\$2,811.00
Total 2360 Office of the Superintendent / Executive Director Services	\$1,774.29	\$1,182.86		\$324,732.95

LEA : 117596003 Northern Tioga SD

Printed 12/2/2025 8:11:19 AM

General Fund (10)

2380 Office of the Principal Services	<u>Elementary</u>	<u>Secondary</u>	<u>Federal</u>	<u>Total</u>
100 <u>Personnel Services – Salaries</u>				
100 Personnel Services – Salaries	537,508.70	464,615.97	11,017.10	1,013,141.77
Total Personnel Services – Salaries	\$537,508.70	\$464,615.97	\$11,017.10	\$1,013,141.77
200 <u>Personnel Services – Employee Benefits</u>				
210 Group Insurance – Contracted Provider	153,586.75	151,935.47	879.76	306,401.98
220 Social Security Contributions	40,316.91	33,873.77	428.38	74,619.06
230 PSERS Retirement Contributions	180,513.52	157,349.71	1,868.73	339,731.96
250 Unemployment Compensation	133.92	99.80		233.72
260 Workers' Compensation	2,810.41	2,436.14	60.61	5,307.16
292 Health Savings Accounts	8,400.00	2,800.00		11,200.00
Total Personnel Services – Employee Benefits	\$385,761.51	\$348,494.89	\$3,237.48	\$737,493.88
400 <u>Purchased Property Services</u>				
430 Repairs and Maintenance Services	229.08	51.44		280.52
440 Rentals	15,410.33	4,319.77		19,730.10
Total Purchased Property Services	\$15,639.41	\$4,371.21		\$20,010.62
500 <u>Other Purchased Services</u>				
530 Communications	24,499.11	19,629.43		44,128.54
580 Travel	3,410.40	5,826.29		9,236.69
Total Other Purchased Services	\$27,909.51	\$25,455.72		\$53,365.23
600 <u>Supplies</u>				
610 General Supplies	9,413.34	6,423.63		15,836.97
Total Supplies	\$9,413.34	\$6,423.63		\$15,836.97
800 <u>Other Objects</u>				
810 Dues and Fees	1,210.00	955.00		2,165.00
Total Other Objects	\$1,210.00	\$955.00		\$2,165.00
Total 2380 Office of the Principal Services	\$977,442.47	\$850,316.42	\$14,254.58	\$1,842,013.47

LEA : 117596003 Northern Tioga SD

Printed 12/2/2025 8:11:19 AM

General Fund (10)

2390 Other Administration Services

<u>Elementary</u>	<u>Secondary</u>	<u>Federal</u>	<u>Total</u>
-------------------	------------------	----------------	--------------

300 Purchased Professional and Technical Services

310 Official / Administrative Services				12,131.10
--	--	--	--	-----------

Total Purchased Professional and Technical Services				\$12,131.10
--	--	--	--	--------------------

Total 2390 Other Administration Services				\$12,131.10
---	--	--	--	--------------------

LEA : 117596003 Northern Tioga SD

Printed 12/2/2025 8:11:19 AM

General Fund (10)

2400 Support Services – Pupil Health	<u>Elementary</u>	<u>Secondary</u>	<u>Federal</u>	<u>Total</u>
100 <u>Personnel Services – Salaries</u>				
100 Personnel Services – Salaries				250,152.69
Total Personnel Services – Salaries				\$250,152.69
200 <u>Personnel Services – Employee Benefits</u>				
210 Group Insurance – Contracted Provider				138,695.47
220 Social Security Contributions				18,096.96
230 PSERS Retirement Contributions				79,013.04
250 Unemployment Compensation				134.90
260 Workers' Compensation				1,314.20
291 Other Retirement Plans				534.00
292 Health Savings Accounts				2,800.00
Total Personnel Services – Employee Benefits				\$240,588.57
300 <u>Purchased Professional and Technical Services</u>				
330 Other Professional Services				3,111.00
Total Purchased Professional and Technical Services				\$3,111.00
500 <u>Other Purchased Services</u>				
580 Travel				233.65
Total Other Purchased Services				\$233.65
600 <u>Supplies</u>				
610 General Supplies				13,198.90
Total Supplies				\$13,198.90
700 <u>Property</u>				
762 Capitalized Equipment - Replacement				3,048.00
Total Property				\$3,048.00
Total 2400 Support Services – Pupil Health				\$510,332.81

LEA : 117596003 Northern Tioga SD

Printed 12/2/2025 8:11:19 AM

General Fund (10)

2440 Nursing Services

	<u>Elementary</u>	<u>Secondary</u>	<u>Federal</u>	<u>Total</u>
100 <u>Personnel Services – Salaries</u>				
100 Personnel Services – Salaries				250,152.69
Total Personnel Services – Salaries				\$250,152.69
200 <u>Personnel Services – Employee Benefits</u>				
210 Group Insurance – Contracted Provider				138,695.47
220 Social Security Contributions				18,096.96
230 PSERS Retirement Contributions				79,013.04
250 Unemployment Compensation				134.90
260 Workers' Compensation				1,314.20
291 Other Retirement Plans				534.00
292 Health Savings Accounts				2,800.00
Total Personnel Services – Employee Benefits				\$240,588.57
300 <u>Purchased Professional and Technical Services</u>				
330 Other Professional Services				3,111.00
Total Purchased Professional and Technical Services				\$3,111.00
500 <u>Other Purchased Services</u>				
580 Travel				233.65
Total Other Purchased Services				\$233.65
600 <u>Supplies</u>				
610 General Supplies				13,198.90
Total Supplies				\$13,198.90
700 <u>Property</u>				
762 Capitalized Equipment - Replacement				3,048.00
Total Property				\$3,048.00
Total 2440 Nursing Services				\$510,332.81

LEA : 117596003 Northern Tioga SD

Printed 12/2/2025 8:11:19 AM

General Fund (10)

2500 Support Services – Business	Elementary	Secondary	Federal	Total
100 <u>Personnel Services – Salaries</u>				
100 Personnel Services – Salaries				245,126.90
Total Personnel Services – Salaries				\$245,126.90
200 <u>Personnel Services – Employee Benefits</u>				
210 Group Insurance – Contracted Provider				78,970.05
220 Social Security Contributions				18,561.40
230 PSERS Retirement Contributions				80,950.55
250 Unemployment Compensation				78.55
260 Workers' Compensation				1,284.50
292 Health Savings Accounts				2,800.00
Total Personnel Services – Employee Benefits				\$182,645.05
300 <u>Purchased Professional and Technical Services</u>				
330 Other Professional Services				6,300.00
340 Technical Services				6,400.00
Total Purchased Professional and Technical Services				\$12,700.00
400 <u>Purchased Property Services</u>				
440 Rentals				2,788.60
Total Purchased Property Services				\$2,788.60
500 <u>Other Purchased Services</u>				
520 Insurance – General				350.00
530 Communications				4,345.65
580 Travel				3,032.75
Total Other Purchased Services				\$7,728.40
600 <u>Supplies</u>				
610 General Supplies				6,690.15
640 Books and Periodicals				188.00
Total Supplies				\$6,878.15
700 <u>Property</u>				
762 Capitalized Equipment - Replacement				5,000.00
Total Property				\$5,000.00
800 <u>Other Objects</u>				
810 Dues and Fees				749.00
Total Other Objects				\$749.00
Total 2500 Support Services – Business				\$463,616.10

LEA : 117596003 Northern Tioga SD

Printed 12/2/2025 8:11:19 AM

General Fund (10)

2510 Fiscal Services

	<u>Elementary</u>	<u>Secondary</u>	<u>Federal</u>	<u>Total</u>
100 <u>Personnel Services – Salaries</u>				
100 Personnel Services – Salaries				151,627.65
Total Personnel Services – Salaries				\$151,627.65
200 <u>Personnel Services – Employee Benefits</u>				
210 Group Insurance – Contracted Provider				53,859.75
220 Social Security Contributions				11,552.70
230 PSERS Retirement Contributions				51,235.00
250 Unemployment Compensation				35.00
260 Workers' Compensation				798.10
Total Personnel Services – Employee Benefits				\$117,480.55
300 <u>Purchased Professional and Technical Services</u>				
330 Other Professional Services				6,300.00
Total Purchased Professional and Technical Services				\$6,300.00
500 <u>Other Purchased Services</u>				
520 Insurance – General				350.00
530 Communications				629.65
580 Travel				3,032.75
Total Other Purchased Services				\$4,012.40
600 <u>Supplies</u>				
610 General Supplies				1,622.70
640 Books and Periodicals				188.00
Total Supplies				\$1,810.70
800 <u>Other Objects</u>				
810 Dues and Fees				749.00
Total Other Objects				\$749.00
Total 2510 Fiscal Services				\$281,980.30

LEA : 117596003 Northern Tioga SD

Printed 12/2/2025 8:11:19 AM

General Fund (10)

2511 Supervision of Fiscal Services - Head of Component	<u>Elementary</u>	<u>Secondary</u>	<u>Federal</u>	<u>Total</u>
100 <u>Personnel Services – Salaries</u>				
100 Personnel Services – Salaries				101,097.75
Total Personnel Services – Salaries				\$101,097.75
200 <u>Personnel Services – Employee Benefits</u>				
210 Group Insurance – Contracted Provider				30,587.40
220 Social Security Contributions				7,687.15
230 PSERS Retirement Contributions				34,093.85
250 Unemployment Compensation				17.50
260 Workers' Compensation				529.90
Total Personnel Services – Employee Benefits				\$72,915.80
500 <u>Other Purchased Services</u>				
520 Insurance – General				350.00
530 Communications				629.65
580 Travel				3,032.75
Total Other Purchased Services				\$4,012.40
600 <u>Supplies</u>				
610 General Supplies				386.65
640 Books and Periodicals				188.00
Total Supplies				\$574.65
800 <u>Other Objects</u>				
810 Dues and Fees				749.00
Total Other Objects				\$749.00
Total 2511 Supervision of Fiscal Services - Head of Component				\$179,349.60

LEA : 117596003 Northern Tioga SD

Printed 12/2/2025 8:11:19 AM

General Fund (10)

2514 Payroll Services

Elementary Secondary Federal Total

100 <u>Personnel Services – Salaries</u>				
100 Personnel Services – Salaries				50,529.90
Total Personnel Services – Salaries				\$50,529.90
200 <u>Personnel Services – Employee Benefits</u>				
210 Group Insurance – Contracted Provider				23,272.35
220 Social Security Contributions				3,865.55
230 PSERS Retirement Contributions				17,141.15
250 Unemployment Compensation				17.50
260 Workers' Compensation				268.20
Total Personnel Services – Employee Benefits				\$44,564.75
300 <u>Purchased Professional and Technical Services</u>				
330 Other Professional Services				6,300.00
Total Purchased Professional and Technical Services				\$6,300.00
600 <u>Supplies</u>				
610 General Supplies				1,236.05
Total Supplies				\$1,236.05
Total 2514 Payroll Services				\$102,630.70

LEA : 117596003 Northern Tioga SD

Printed 12/2/2025 8:11:19 AM

General Fund (10)

2590 Other Support Services – Business	<u>Elementary</u>	<u>Secondary</u>	<u>Federal</u>	<u>Total</u>
100 <u>Personnel Services – Salaries</u>				
100 Personnel Services – Salaries				93,499.25
Total Personnel Services – Salaries				\$93,499.25
200 <u>Personnel Services – Employee Benefits</u>				
210 Group Insurance – Contracted Provider				25,110.30
220 Social Security Contributions				7,008.70
230 PSERS Retirement Contributions				29,715.55
250 Unemployment Compensation				43.55
260 Workers' Compensation				486.40
292 Health Savings Accounts				2,800.00
Total Personnel Services – Employee Benefits				\$65,164.50
300 <u>Purchased Professional and Technical Services</u>				
340 Technical Services				6,400.00
Total Purchased Professional and Technical Services				\$6,400.00
400 <u>Purchased Property Services</u>				
440 Rentals				2,788.60
Total Purchased Property Services				\$2,788.60
500 <u>Other Purchased Services</u>				
530 Communications				3,716.00
Total Other Purchased Services				\$3,716.00
600 <u>Supplies</u>				
610 General Supplies				5,067.45
Total Supplies				\$5,067.45
700 <u>Property</u>				
762 Capitalized Equipment - Replacement				5,000.00
Total Property				\$5,000.00
Total 2590 Other Support Services – Business				\$181,635.80

LEA : 117596003 Northern Tioga SD

Printed 12/2/2025 8:11:19 AM

General Fund (10)

2600 Operation and Maintenance of Plant Services	<u>Elementary</u>	<u>Secondary</u>	<u>Federal</u>	<u>Total</u>
100 <u>Personnel Services – Salaries</u>				
100 Personnel Services – Salaries				996,476.35
Total Personnel Services – Salaries				\$996,476.35
200 <u>Personnel Services – Employee Benefits</u>				
210 Group Insurance – Contracted Provider				323,250.67
220 Social Security Contributions				74,456.72
230 PSERS Retirement Contributions				335,824.50
250 Unemployment Compensation				459.48
260 Workers' Compensation				5,225.83
292 Health Savings Accounts				32,200.00
Total Personnel Services – Employee Benefits				\$771,417.20
300 <u>Purchased Professional and Technical Services</u>				
330 Other Professional Services			142,812.00	1,430,393.03
350 Security / Safety Services				67,115.45
Total Purchased Professional and Technical Services			\$142,812.00	\$1,497,508.48
400 <u>Purchased Property Services</u>				
410 Cleaning Services				60,681.35
420 Utility Services				105,837.31
430 Repairs and Maintenance Services				314,322.03
Total Purchased Property Services				\$480,840.69
500 <u>Other Purchased Services</u>				
523 General Property and Liability Insurance				186,056.01
580 Travel				8,012.71
Total Other Purchased Services				\$194,068.72
600 <u>Supplies</u>				
610 General Supplies	182,728.07	158,028.87		340,756.94
620 Energy				643,935.41
Total Supplies	\$182,728.07	\$158,028.87		\$984,692.35
700 <u>Property</u>				
752 Capital Equipment – Original and Additional				12,460.35
762 Capitalized Equipment - Replacement				49,676.38
Total Property				\$62,136.73
800 <u>Other Objects</u>				
810 Dues and Fees				297.02
Total Other Objects				\$297.02
Total 2600 Operation and Maintenance of Plant Services	\$182,728.07	\$158,028.87	\$142,812.00	\$4,987,437.54

LEA : 117596003 Northern Tioga SD

Printed 12/2/2025 8:11:19 AM

General Fund (10)

2620 Operation of Buildings Services	<u>Elementary</u>	<u>Secondary</u>	<u>Federal</u>	<u>Total</u>
100 <u>Personnel Services – Salaries</u>				
100 Personnel Services – Salaries				809,241.21
Total Personnel Services – Salaries				\$809,241.21
200 <u>Personnel Services – Employee Benefits</u>				
210 Group Insurance – Contracted Provider				273,340.05
220 Social Security Contributions				60,420.43
230 PSERS Retirement Contributions				272,379.95
250 Unemployment Compensation				406.93
260 Workers' Compensation				4,240.80
292 Health Savings Accounts				28,000.00
Total Personnel Services – Employee Benefits				\$638,788.16
400 <u>Purchased Property Services</u>				
410 Cleaning Services				36,716.91
430 Repairs and Maintenance Services				3,087.26
Total Purchased Property Services				\$39,804.17
500 <u>Other Purchased Services</u>				
523 General Property and Liability Insurance				186,056.01
580 Travel				171.11
Total Other Purchased Services				\$186,227.12
600 <u>Supplies</u>				
610 General Supplies	70,554.61	57,417.53		127,972.14
Total Supplies	\$70,554.61	\$57,417.53		\$127,972.14
700 <u>Property</u>				
752 Capital Equipment – Original and Additional				9,253.35
762 Capitalized Equipment - Replacement				16,065.42
Total Property				\$25,318.77
Total 2620 Operation of Buildings Services	\$70,554.61	\$57,417.53		\$1,827,351.57

LEA : 117596003 Northern Tioga SD

Printed 12/2/2025 8:11:19 AM

General Fund (10)

2660 Safety and Security Services	<u>Elementary</u>	<u>Secondary</u>	<u>Federal</u>	<u>Total</u>
300 <u>Purchased Professional and Technical Services</u>				
330 Other Professional Services			142,812.00	145,641.00
350 Security / Safety Services				67,115.45
Total Purchased Professional and Technical Services			\$142,812.00	\$212,756.45
600 <u>Supplies</u>				
610 General Supplies	836.28	418.14		1,254.42
Total Supplies	\$836.28	\$418.14		\$1,254.42
700 <u>Property</u>				
752 Capital Equipment – Original and Additional				3,207.00
Total Property				\$3,207.00
Total 2660 Safety and Security Services	\$836.28	\$418.14	\$142,812.00	\$217,217.87

LEA : 117596003 Northern Tioga SD

Printed 12/2/2025 8:11:19 AM

General Fund (10)

2690 Other Operation and Maintenance of Plant Services	Elementary	Secondary	Federal	Total
100 <u>Personnel Services – Salaries</u>				
100 Personnel Services – Salaries				187,235.14
Total Personnel Services – Salaries				\$187,235.14
200 <u>Personnel Services – Employee Benefits</u>				
210 Group Insurance – Contracted Provider				49,910.62
220 Social Security Contributions				14,036.29
230 PSERS Retirement Contributions				63,444.55
250 Unemployment Compensation				52.55
260 Workers' Compensation				985.03
292 Health Savings Accounts				4,200.00
Total Personnel Services – Employee Benefits				\$132,629.04
300 <u>Purchased Professional and Technical Services</u>				
330 Other Professional Services				1,284,752.03
Total Purchased Professional and Technical Services				\$1,284,752.03
400 <u>Purchased Property Services</u>				
410 Cleaning Services				23,964.44
420 Utility Services				105,837.31
430 Repairs and Maintenance Services				311,234.77
Total Purchased Property Services				\$441,036.52
500 <u>Other Purchased Services</u>				
580 Travel				7,841.60
Total Other Purchased Services				\$7,841.60
600 <u>Supplies</u>				
610 General Supplies	111,337.18	100,193.20		211,530.38
620 Energy				643,935.41
Total Supplies	\$111,337.18	\$100,193.20		\$855,465.79
700 <u>Property</u>				
762 Capitalized Equipment - Replacement				33,610.96
Total Property				\$33,610.96
800 <u>Other Objects</u>				
810 Dues and Fees				297.02
Total Other Objects				\$297.02
Total 2690 Other Operation and Maintenance of Plant Services	\$111,337.18	\$100,193.20		\$2,942,868.10

LEA : 117596003 Northern Tioga SD

Printed 12/2/2025 8:11:19 AM

General Fund (10)				
2700 Student Transportation Services	<u>Elementary</u>	<u>Secondary</u>	<u>Federal</u>	<u>Total</u>
300 <u>Purchased Professional and Technical Services</u>				
340 Technical Services				5,250.20
Total Purchased Professional and Technical Services				\$5,250.20
500 <u>Other Purchased Services</u>				
513 Contracted Carriers			65,677.75	2,542,910.49
516 Student Transportation Services From the IU				13,592.50
Total Other Purchased Services			\$65,677.75	\$2,556,502.99
600 <u>Supplies</u>				
610 General Supplies				5,048.10
650 Supplies & Fees – Technology Related				2,300.00
Total Supplies				\$7,348.10
Total 2700 Student Transportation Services			\$65,677.75	\$2,569,101.29

LEA : 117596003 Northern Tioga SD

Printed 12/2/2025 8:11:19 AM

General Fund (10)				
2750 Nonpublic Transportation	<u>Elementary</u>	<u>Secondary</u>	<u>Federal</u>	<u>Total</u>
500 <u>Other Purchased Services</u>				
513 Contracted Carriers				30,176.34
Total Other Purchased Services				\$30,176.34
Total 2750 Nonpublic Transportation				\$30,176.34

LEA : 117596003 Northern Tioga SD

Printed 12/2/2025 8:11:19 AM

General Fund (10)

2790 Other Student Transportation Services	<u>Elementary</u>	<u>Secondary</u>	<u>Federal</u>	<u>Total</u>
300 <u>Purchased Professional and Technical Services</u>				
340 Technical Services				5,250.20
Total Purchased Professional and Technical Services				\$5,250.20
500 <u>Other Purchased Services</u>				
513 Contracted Carriers			65,677.75	2,512,734.15
516 Student Transportation Services From the IU				13,592.50
Total Other Purchased Services			\$65,677.75	\$2,526,326.65
600 <u>Supplies</u>				
610 General Supplies				5,048.10
650 Supplies & Fees – Technology Related				2,300.00
Total Supplies				\$7,348.10
Total 2790 Other Student Transportation Services			\$65,677.75	\$2,538,924.95

LEA : 117596003 Northern Tioga SD

Printed 12/2/2025 8:11:19 AM

General Fund (10)					
2800 Support Services – Central		<u>Elementary</u>	<u>Secondary</u>	<u>Federal</u>	<u>Total</u>
200 <u>Personnel Services – Employee Benefits</u>					
240	Tuition Reimbursement				7,355.99
Total Personnel Services – Employee Benefits					\$7,355.99
300 <u>Purchased Professional and Technical Services</u>					
360	Employee Training and Development Services				14,026.10
Total Purchased Professional and Technical Services					\$14,026.10
500 <u>Other Purchased Services</u>					
580	Travel				4,028.70
Total Other Purchased Services					\$4,028.70
600 <u>Supplies</u>					
610	General Supplies				889.60
650	Supplies & Fees – Technology Related				69,316.80
Total Supplies					\$70,206.40
800 <u>Other Objects</u>					
890	Miscellaneous Expenditures				500.00
Total Other Objects					\$500.00
Total 2800 Support Services – Central					\$96,117.19

LEA : 117596003 Northern Tioga SD

Printed 12/2/2025 8:11:19 AM

General Fund (10)

2830 Staff Services

	<u>Elementary</u>	<u>Secondary</u>	<u>Federal</u>	<u>Total</u>
200 <u>Personnel Services – Employee Benefits</u>				
240 Tuition Reimbursement				7,355.99
Total Personnel Services – Employee Benefits				\$7,355.99
300 <u>Purchased Professional and Technical Services</u>				
360 Employee Training and Development Services				14,026.10
Total Purchased Professional and Technical Services				\$14,026.10
500 <u>Other Purchased Services</u>				
580 Travel				4,028.70
Total Other Purchased Services				\$4,028.70
600 <u>Supplies</u>				
610 General Supplies				889.60
Total Supplies				\$889.60
Total 2830 Staff Services				\$26,300.39

LEA : 117596003 Northern Tioga SD

Printed 12/2/2025 8:11:19 AM

General Fund (10)				
2834 Staff Development Services – Non-Instructional, Certified Staff Only	<u>Elementary</u>	<u>Secondary</u>	<u>Federal</u>	<u>Total</u>
200 <u>Personnel Services – Employee Benefits</u>				
240 Tuition Reimbursement				7,355.99
Total Personnel Services – Employee Benefits				\$7,355.99
300 <u>Purchased Professional and Technical Services</u>				
360 Employee Training and Development Services				12,327.64
Total Purchased Professional and Technical Services				\$12,327.64
500 <u>Other Purchased Services</u>				
580 Travel				1,747.95
Total Other Purchased Services				\$1,747.95
600 <u>Supplies</u>				
610 General Supplies				889.60
Total Supplies				\$889.60
Total 2834 Staff Development Services – Non-Instructional, Certified Staff Only				\$22,321.18

LEA : 117596003 Northern Tioga SD

Printed 12/2/2025 8:11:19 AM

General Fund (10)				
2836 Staff Development Services – Non-Instructional, Non-Certified Staff Only	<u>Elementary</u>	<u>Secondary</u>	<u>Federal</u>	<u>Total</u>
300 <u>Purchased Professional and Technical Services</u>				
360 Employee Training and Development Services				1,698.46
Total Purchased Professional and Technical Services				\$1,698.46
500 <u>Other Purchased Services</u>				
580 Travel				2,280.75
Total Other Purchased Services				\$2,280.75
Total 2836 Staff Development Services – Non-Instructional, Non-Certified Staff Only				\$3,979.21

LEA : 117596003 Northern Tioga SD

Printed 12/2/2025 8:11:19 AM

General Fund (10)				
2840 Data Processing Services	<u>Elementary</u>	<u>Secondary</u>	<u>Federal</u>	<u>Total</u>
600 <u>Supplies</u>				
650 Supplies & Fees – Technology Related				69,316.80
Total Supplies				\$69,316.80
Total 2840 Data Processing Services				\$69,316.80

LEA : 117596003 Northern Tioga SD

Printed 12/2/2025 8:11:19 AM

General Fund (10)

2890 Other Support Services Central	<u>Elementary</u>	<u>Secondary</u>	<u>Federal</u>	<u>Total</u>
800 <u>Other Objects</u>				
890 Miscellaneous Expenditures				500.00
Total Other Objects				\$500.00
Total 2890 Other Support Services Central				\$500.00

LEA : 117596003 Northern Tioga SD

Printed 12/2/2025 8:11:30 AM

General Fund (10)	
3000 Operation of Non-Instructional Services	<u>Total</u>
100 <u>Personnel Services – Salaries</u>	
130 Professional – Other	352,900.53
Total Personnel Services – Salaries	\$352,900.53
200 <u>Personnel Services – Employee Benefits</u>	
220 Social Security Contributions	26,444.34
230 PSERS Retirement Contributions	108,241.59
250 Unemployment Compensation	933.61
260 Workers' Compensation	1,942.48
Total Personnel Services – Employee Benefits	\$137,562.02
300 <u>Purchased Professional and Technical Services</u>	
330 Other Professional Services	105,728.50
Total Purchased Professional and Technical Services	\$105,728.50
400 <u>Purchased Property Services</u>	
430 Repairs and Maintenance Services	2,657.00
Total Purchased Property Services	\$2,657.00
500 <u>Other Purchased Services</u>	
510 Student Transportation Services	165,255.61
580 Travel	5,700.33
Total Other Purchased Services	\$170,955.94
600 <u>Supplies</u>	
610 General Supplies	119,414.64
Total Supplies	\$119,414.64
700 <u>Property</u>	
762 Capitalized Equipment - Replacement	1,165.98
Total Property	\$1,165.98
800 <u>Other Objects</u>	
810 Dues and Fees	9,553.83
Total Other Objects	\$9,553.83
Total 3000 Operation of Non-Instructional Services	\$899,938.44

LEA : 117596003 Northern Tioga SD

Printed 12/2/2025 8:11:30 AM

General Fund (10)

3200 Student Activities

	<u>Elementary</u>	<u>Secondary</u>	<u>Federal</u>	<u>Total</u>
100 <u>Personnel Services – Salaries</u>				
130 Professional – Other				352,900.53
Total Personnel Services – Salaries				\$352,900.53
200 <u>Personnel Services – Employee Benefits</u>				
220 Social Security Contributions				26,444.34
230 PSERS Retirement Contributions				108,241.59
250 Unemployment Compensation				933.61
260 Workers' Compensation				1,942.48
Total Personnel Services – Employee Benefits				\$137,562.02
300 <u>Purchased Professional and Technical Services</u>				
330 Other Professional Services				105,728.50
Total Purchased Professional and Technical Services				\$105,728.50
400 <u>Purchased Property Services</u>				
430 Repairs and Maintenance Services				2,657.00
Total Purchased Property Services				\$2,657.00
500 <u>Other Purchased Services</u>				
510 Student Transportation Services				165,255.61
580 Travel				5,700.33
Total Other Purchased Services				\$170,955.94
600 <u>Supplies</u>				
610 General Supplies				107,237.76
Total Supplies				\$107,237.76
700 <u>Property</u>				
762 Capitalized Equipment - Replacement				1,165.98
Total Property				\$1,165.98
800 <u>Other Objects</u>				
810 Dues and Fees				9,553.83
Total Other Objects				\$9,553.83
Total 3200 Student Activities				\$887,761.56

LEA : 117596003 Northern Tioga SD

Printed 12/2/2025 8:11:30 AM

General Fund (10)				
3300 Community Services	<u>Elementary</u>	<u>Secondary</u>	<u>Federal</u>	<u>Total</u>
600 <u>Supplies</u>				
610 General Supplies			9,080.00	12,176.88
Total Supplies			\$9,080.00	\$12,176.88
Total 3300 Community Services			\$9,080.00	\$12,176.88

LEA : 117596003 Northern Tioga SD

Printed 12/2/2025 8:11:42 AM

General Fund (10)

4000 Facilities Acquisition, Construction and Improvement Services		<u>Total</u>
300 <u>Purchased Professional and Technical Services</u>		
330 Other Professional Services		563,409.83
Total Purchased Professional and Technical Services		\$563,409.83
400 <u>Purchased Property Services</u>		
430 Repairs and Maintenance Services		74,008.63
Total Purchased Property Services		\$74,008.63
Total 4000 Facilities Acquisition, Construction and Improvement Services		\$637,418.46

LEA : 117596003 Northern Tioga SD

Printed 12/2/2025 8:11:42 AM

General Fund (10)

4200 Existing Site Improvement Services	<u>Elementary</u>	<u>Secondary</u>	<u>Federal</u>	<u>Total</u>
300 <u>Purchased Professional and Technical Services</u>				
330 Other Professional Services				266,815.83
Total Purchased Professional and Technical Services				\$266,815.83
Total 4200 Existing Site Improvement Services				\$266,815.83

LEA : 117596003 Northern Tioga SD

Printed 12/2/2025 8:11:42 AM

General Fund (10)

4600 Existing Building Improvement Services	<u>Elementary</u>	<u>Secondary</u>	<u>Federal</u>	<u>Total</u>
300 <u>Purchased Professional and Technical Services</u>				
330 Other Professional Services				296,594.00
Total Purchased Professional and Technical Services				\$296,594.00
400 <u>Purchased Property Services</u>				
430 Repairs and Maintenance Services				74,008.63
Total Purchased Property Services				\$74,008.63
Total 4600 Existing Building Improvement Services				\$370,602.63

LEA : 117596003 Northern Tioga SD

Printed 12/2/2025 8:11:53 AM

General Fund (10)

5000 Other Expenditures and Financing Uses

Total

800 Other Objects

830 Interest	726,825.00
880 Refunds of Prior Years' Receipts	18,755.55

Total Other Objects	\$745,580.55
---------------------	--------------

900 Other Uses of Funds

910 Redemption of Principal	1,050,000.00
932 Capital Reserve Fund Transfers Applicable To Fund 32	500,000.00

Total Other Uses of Funds	\$1,550,000.00
---------------------------	----------------

Total 5000 Other Expenditures and Financing Uses	\$2,295,580.55
--	----------------

LEA : 117596003 Northern Tioga SD

Printed 12/2/2025 8:11:53 AM

General Fund (10)

5100 Debt Service / Other Expenditures and Financing Uses	<u>Elementary</u>	<u>Secondary</u>	<u>Federal</u>	<u>Total</u>
800 <u>Other Objects</u>				
830 Interest				726,825.00
880 Refunds of Prior Years' Receipts				18,755.55
Total Other Objects				\$745,580.55
900 <u>Other Uses of Funds</u>				
910 Redemption of Principal				1,050,000.00
Total Other Uses of Funds				\$1,050,000.00
Total 5100 Debt Service / Other Expenditures and Financing Uses				\$1,795,580.55

LEA : 117596003 Northern Tioga SD

Printed 12/2/2025 8:11:53 AM

General Fund (10)				
5110 Debt Service	<u>Elementary</u>	<u>Secondary</u>	<u>Federal</u>	<u>Total</u>
800 <u>Other Objects</u>				
830 Interest				726,825.00
Total Other Objects				\$726,825.00
900 <u>Other Uses of Funds</u>				
910 Redemption of Principal				1,050,000.00
Total Other Uses of Funds				\$1,050,000.00
Total 5110 Debt Service				\$1,776,825.00

LEA : 117596003 Northern Tioga SD

Printed 12/2/2025 8:11:53 AM

General Fund (10)

5130 Refund of Prior Year Revenues / Receipts	<u>Elementary</u>	<u>Secondary</u>	<u>Federal</u>	<u>Total</u>
800 <u>Other Objects</u>				
880 Refunds of Prior Years' Receipts				18,755.55
Total Other Objects				\$18,755.55
Total 5130 Refund of Prior Year Revenues / Receipts				\$18,755.55

LEA : 117596003 Northern Tioga SD

Printed 12/2/2025 8:11:53 AM

General Fund (10)

5200 Interfund Transfers – Out	<u>Elementary</u>	<u>Secondary</u>	<u>Federal</u>	<u>Total</u>
900 <u>Other Uses of Funds</u>				
932 Capital Reserve Fund Transfers Applicable To Fund 32				500,000.00
Total Other Uses of Funds				\$500,000.00
Total 5200 Interfund Transfers – Out				\$500,000.00

LEA : 117596003 Northern Tioga SD

Printed 12/2/2025 8:11:53 AM

General Fund (10)

5230 Capital Projects Fund Transfers	<u>Elementary</u>	<u>Secondary</u>	<u>Federal</u>	<u>Total</u>
900 <u>Other Uses of Funds</u>				
932 Capital Reserve Fund Transfers Applicable To Fund 32				500,000.00
Total Other Uses of Funds				\$500,000.00
Total 5230 Capital Projects Fund Transfers				\$500,000.00

LEA : 117596003 Northern Tioga SD

Printed 12/2/2025 8:11:33 AM

Student Sponsored Activity Fund (21)

3000 Operation of Non-Instructional Services		<u>Total</u>
100 <u>Personnel Services – Salaries</u>		
110	Official / Administrative Salaries	2,900.00
Total Personnel Services – Salaries		\$2,900.00
200 <u>Personnel Services – Employee Benefits</u>		
220	Social Security Contributions	215.52
230	PSERS Retirement Contributions	983.10
250	Unemployment Compensation	10.56
260	Workers' Compensation	15.95
Total Personnel Services – Employee Benefits		\$1,225.13
500 <u>Other Purchased Services</u>		
510	Student Transportation Services	96,452.94
580	Travel	192,089.02
Total Other Purchased Services		\$288,541.96
600 <u>Supplies</u>		
610	General Supplies	230,637.06
Total Supplies		\$230,637.06
Total 3000 Operation of Non-Instructional Services		\$523,304.15

LEA : 117596003 Northern Tioga SD

Printed 12/2/2025 8:11:33 AM

Student Sponsored Activity Fund (21)

3200 Student Activities	Elementary	Secondary	Federal	Total
100 Personnel Services – Salaries				
110 Official / Administrative Salaries				2,900.00
Total Personnel Services – Salaries				\$2,900.00
200 Personnel Services – Employee Benefits				
220 Social Security Contributions				215.52
230 PSERS Retirement Contributions				983.10
250 Unemployment Compensation				10.56
260 Workers' Compensation				15.95
Total Personnel Services – Employee Benefits				\$1,225.13
500 Other Purchased Services				
510 Student Transportation Services				96,452.94
580 Travel				192,089.02
Total Other Purchased Services				\$288,541.96
600 Supplies				
610 General Supplies				230,637.06
Total Supplies				\$230,637.06
Total 3200 Student Activities				\$523,304.15

LEA : 117596003 Northern Tioga SD

Printed 12/2/2025 8:11:36 AM

Public Purpose (Expendable) Trust Fund (27)

3000 Operation of Non-Instructional Services		<u>Total</u>
300 <u>Purchased Professional and Technical Services</u>		
330 Other Professional Services		174,429.00
Total Purchased Professional and Technical Services		\$174,429.00
800 <u>Other Objects</u>		
890 Miscellaneous Expenditures		8,250.00
Total Other Objects		\$8,250.00
Total 3000 Operation of Non-Instructional Services		\$182,679.00

LEA : 117596003 Northern Tioga SD

Printed 12/2/2025 8:11:36 AM

Public Purpose (Expendable) Trust Fund (27)

3200 Student Activities	<u>Elementary</u>	<u>Secondary</u>	<u>Federal</u>	<u>Total</u>
300 <u>Purchased Professional and Technical Services</u>				
330 Other Professional Services				174,429.00
Total Purchased Professional and Technical Services				\$174,429.00
800 <u>Other Objects</u>				
890 Miscellaneous Expenditures				8,250.00
Total Other Objects				\$8,250.00
Total 3200 Student Activities				\$182,679.00

LEA : 117596003 Northern Tioga SD

Printed 12/2/2025 8:11:57 AM

Public Purpose (Expendable) Trust Fund (27)

5000 Other Expenditures and Financing Uses

Total

900 Other Uses of Funds

939 Other Fund Transfers	992,840.00
--------------------------	------------

Total Other Uses of Funds	\$992,840.00
---------------------------	--------------

Total 5000 Other Expenditures and Financing Uses	\$992,840.00
--	--------------

LEA : 117596003 Northern Tioga SD

Printed 12/2/2025 8:11:57 AM

Public Purpose (Expendable) Trust Fund (27)

5200 Interfund Transfers – Out	<u>Elementary</u>	<u>Secondary</u>	<u>Federal</u>	<u>Total</u>
900 <u>Other Uses of Funds</u>				
939 Other Fund Transfers				992,840.00
Total Other Uses of Funds				\$992,840.00
Total 5200 Interfund Transfers – Out				\$992,840.00

LEA : 117596003 Northern Tioga SD

Printed 12/2/2025 8:11:57 AM

Public Purpose (Expendable) Trust Fund (27)

5270 Trust and Custodial Fund Transfer	<u>Elementary</u>	<u>Secondary</u>	<u>Federal</u>	<u>Total</u>
900 <u>Other Uses of Funds</u>				
939 Other Fund Transfers				992,840.00
Total Other Uses of Funds				\$992,840.00
Total 5270 Trust and Custodial Fund Transfer				\$992,840.00

LEA : 117596003 Northern Tioga SD

Printed 12/2/2025 8:11:25 AM

Capital Reserve Fund - § 1431 (32)

2000 Support Services

Total

300 Purchased Professional and Technical Services

310 Official / Administrative Services	3,096.84
330 Other Professional Services	9,825.00

Total Purchased Professional and Technical Services	\$12,921.84
---	-------------

600 Supplies

610 General Supplies	15,870.00
----------------------	-----------

Total Supplies	\$15,870.00
----------------	-------------

Total 2000 Support Services	\$28,791.84
-----------------------------	-------------

LEA : 117596003 Northern Tioga SD

Printed 12/2/2025 8:11:25 AM

Capital Reserve Fund - § 1431 (32)

2300 Support Services – Administration

<u>Elementary</u>	<u>Secondary</u>	<u>Federal</u>	<u>Total</u>
-------------------	------------------	----------------	--------------

300 Purchased Professional and Technical Services

310 Official / Administrative Services			3,096.84
--	--	--	----------

Total Purchased Professional and Technical Services			\$3,096.84
--	--	--	-------------------

Total 2300 Support Services – Administration			\$3,096.84
---	--	--	-------------------

LEA : 117596003 Northern Tioga SD

Printed 12/2/2025 8:11:25 AM

Capital Reserve Fund - § 1431 (32)

2390 Other Administration Services

	<u>Elementary</u>	<u>Secondary</u>	<u>Federal</u>	<u>Total</u>
300 <u>Purchased Professional and Technical Services</u>				
310 Official / Administrative Services				3,096.84
Total Purchased Professional and Technical Services				\$3,096.84
Total 2390 Other Administration Services				\$3,096.84

LEA : 117596003 Northern Tioga SD

Printed 12/2/2025 8:11:25 AM

Capital Reserve Fund - § 1431 (32)

2600 Operation and Maintenance of Plant Services	<u>Elementary</u>	<u>Secondary</u>	<u>Federal</u>	<u>Total</u>
300 <u>Purchased Professional and Technical Services</u>				
330 Other Professional Services				9,825.00
Total Purchased Professional and Technical Services				\$9,825.00
600 <u>Supplies</u>				
610 General Supplies	12,696.00	3,174.00		15,870.00
Total Supplies	\$12,696.00	\$3,174.00		\$15,870.00
Total 2600 Operation and Maintenance of Plant Services	\$12,696.00	\$3,174.00		\$25,695.00

LEA : 117596003 Northern Tioga SD

Printed 12/2/2025 8:11:25 AM

Capital Reserve Fund - § 1431 (32)

2690 Other Operation and Maintenance of Plant Services	<u>Elementary</u>	<u>Secondary</u>	<u>Federal</u>	<u>Total</u>
300 <u>Purchased Professional and Technical Services</u>				
330 Other Professional Services				9,825.00
Total Purchased Professional and Technical Services				\$9,825.00
600 <u>Supplies</u>				
610 General Supplies	12,696.00	3,174.00		15,870.00
Total Supplies	\$12,696.00	\$3,174.00		\$15,870.00
Total 2690 Other Operation and Maintenance of Plant Services	\$12,696.00	\$3,174.00		\$25,695.00

LEA : 117596003 Northern Tioga SD

Printed 12/2/2025 8:11:48 AM

Capital Reserve Fund - § 1431 (32)

4000 Facilities Acquisition, Construction and Improvement Services

Total

400 Purchased Property Services

430 Repairs and Maintenance Services

720,595.37

Total Purchased Property Services

\$720,595.37

Total 4000 Facilities Acquisition, Construction and Improvement Services

\$720,595.37

LEA : 117596003 Northern Tioga SD

Printed 12/2/2025 8:11:48 AM

Capital Reserve Fund - § 1431 (32)

4600 Existing Building Improvement Services

<u>Elementary</u>	<u>Secondary</u>	<u>Federal</u>	<u>Total</u>
-------------------	------------------	----------------	--------------

400 Purchased Property Services

430 Repairs and Maintenance Services			720,595.37
--------------------------------------	--	--	------------

Total Purchased Property Services				\$720,595.37
Total 4600 Existing Building Improvement Services				\$720,595.37

LEA : 117596003 Northern Tioga SD

Printed 12/2/2025 8:12:05 AM

	<u>General Fund(10)</u>	<u>Student Sponsored Activity Fund(21)</u>	<u>Public Purpose Trust(27)</u>	<u>Other Compt Approved (28)</u>	<u>Athletic / Activity(29)</u>
1000 <u>Instruction</u>					
1100 Regular Programs - Elementary / Secondary	19,523,073.55				
1200 Special Programs - Elementary / Secondary	6,837,787.74				
1300 Vocational Education	261,955.87				
1400 Other Instructional Programs - Elementary / Secondary	198,691.84				
Total Instruction	\$26,821,509.00				
2000 <u>Support Services</u>					
2100 Support Services - Students	1,353,766.17				
2200 Support Services - Instructional Staff	1,874,302.26				
2300 Support Services - Administration	2,443,001.57				
2400 Support Services - Pupil Health	510,332.81				
2500 Support Services - Business	463,616.10				
2600 Operation and Maintenance of Plant Services	4,987,437.54				
2700 Student Transportation Services	2,569,101.29				
2800 Support Services - Central	96,117.19				
Total Support Services	\$14,297,674.93				
3000 <u>Operation of Non-Instructional Services</u>					
3200 Student Activities	887,761.56	523,304.15	182,679.00		
3300 Community Services	12,176.88				
Total Operation of Non-Instructional Services	\$899,938.44	\$523,304.15	\$182,679.00		
4000 <u>Facilities Acquisition, Construction and Improvement Services</u>					
4200 Existing Site Improvement Services	266,815.83				
4600 Existing Building Improvement Services	370,602.63				
Total Facilities Acquisition, Construction and Improvement Services	\$637,418.46				
5000 <u>Other Expenditures and Financing Uses</u>					
5100 Debt Service / Other Expenditures and Financing Uses	1,795,580.55				
5200 Interfund Transfers - Out	500,000.00			992,840.00	
Total Other Expenditures and Financing Uses	\$2,295,580.55			\$992,840.00	
TOTAL ACTUAL EXPENDITURES & OTHER FINANCING USES	\$44,952,121.38	\$523,304.15	\$1,175,519.00		

LEA : 117596003 Northern Tioga SD

Printed 12/2/2025 8:12:05 AM

	<u>Capital Reserve (690.1850)(31)</u>	<u>Capital Reserve (1431)(32)</u>	<u>Other Capital Projects Fund(39)</u>	<u>Debt Service(40)</u>	<u>Permanent(90)</u>
1000 Instruction					
1100 Regular Programs - Elementary / Secondary					
1200 Special Programs - Elementary / Secondary					
1300 Vocational Education					
1400 Other Instructional Programs - Elementary / Secondary					
Total Instruction					
2000 Support Services					
2100 Support Services - Students					
2200 Support Services - Instructional Staff					
2300 Support Services - Administration		3,096.84			
2400 Support Services - Pupil Health					
2500 Support Services - Business					
2600 Operation and Maintenance of Plant Services		25,695.00			
2700 Student Transportation Services					
2800 Support Services - Central					
Total Support Services		\$28,791.84			
3000 Operation of Non-Instructional Services					
3200 Student Activities					
3300 Community Services					
Total Operation of Non-Instructional Services					
4000 Facilities Acquisition, Construction and Improvement Services					
4200 Existing Site Improvement Services					
4600 Existing Building Improvement Services		720,595.37			
Total Facilities Acquisition, Construction and Improvement Services		\$720,595.37			
5000 Other Expenditures and Financing Uses					
5100 Debt Service / Other Expenditures and Financing Uses					
5200 Interfund Transfers - Out					
Total Other Expenditures and Financing Uses					
TOTAL ACTUAL EXPENDITURES & OTHER FINANCING USES		\$749,387.21			

LEA : 117596003 Northern Tioga SD

Printed 12/2/2025 8:12:05 AM

	<u>Total</u>
1000 <u>Instruction</u>	
1100 Regular Programs - Elementary / Secondary	19,523,073.55
1200 Special Programs - Elementary / Secondary	6,837,787.74
1300 Vocational Education	261,955.87
1400 Other Instructional Programs - Elementary / Secondary	198,691.84
Total Instruction	\$26,821,509.00
2000 <u>Support Services</u>	
2100 Support Services - Students	1,353,766.17
2200 Support Services - Instructional Staff	1,874,302.26
2300 Support Services - Administration	2,446,098.41
2400 Support Services - Pupil Health	510,332.81
2500 Support Services - Business	463,616.10
2600 Operation and Maintenance of Plant Services	5,013,132.54
2700 Student Transportation Services	2,569,101.29
2800 Support Services - Central	96,117.19
Total Support Services	\$14,326,466.77
3000 <u>Operation of Non-Instructional Services</u>	
3200 Student Activities	1,593,744.71
3300 Community Services	12,176.88
Total Operation of Non-Instructional Services	\$1,605,921.59
4000 <u>Facilities Acquisition, Construction and Improvement Services</u>	
4200 Existing Site Improvement Services	266,815.83
4600 Existing Building Improvement Services	1,091,198.00
Total Facilities Acquisition, Construction and Improvement Services	\$1,358,013.83
5000 <u>Other Expenditures and Financing Uses</u>	
5100 Debt Service / Other Expenditures and Financing Uses	1,795,580.55
5200 Interfund Transfers - Out	1,492,840.00
Total Other Expenditures and Financing Uses	\$3,288,420.55
TOTAL ACTUAL EXPENDITURES & OTHER FINANCING USES	\$47,400,331.74

LEA : 117596003 Northern Tioga SD

Printed 12/2/2025 8:12:17 AM

PSERS Salary Data (Salary Data should relate to the General Fund only)

Amount	Description	Amount
	Total Salary Base for salaries subject to PSERS withholding	17,044,590.61
	Total Federally Funded salaries subject to PSERS withholding	886,010.90

Title I Expenditure Data

Amount	Description	Amount
	Expenditures Funded with Current Title I Funds	794,303.00
	Expenditures Funded with Carry over Title I Funds	378,237.84
Total	Title I Expenditure Data	\$1,172,540.84

Title IV Revenue Data

Amount	Description	Amount
	Revenue from Title IV-A-1: Student Support and Academic Enrichment Grants	621,183.84

LEA : 117596003 Northern Tioga SD

1 .	<u>Current Special Education Expenditures within Function 1000</u> See list of exclusions in the note below.	5,631,874.87
2 .	<u>Current Special Education Expenditures within Function 2000</u> See list of exclusions in the note below.	1,638,218.56
2A.	<u>Current Special Education Expenditures within Sub-Function 2100</u> This data should also be included in line 2 above. See list of exclusions in the note below.	707,325.14
2B.	<u>Current Special Education Expenditures within Sub-Function 2200</u> This data should also be included in line 2 above. See list of exclusions in the note below.	355,625.68
2C.	<u>Current Special Education Expenditures within Sub-Function 2700</u> This data should also be included in line 2 above. See list of exclusions in the note below.	575,267.74
3.	<u>Current Special Education Expenditures within Sub-Function 3100</u> See list of exclusions in the note below.	
4.	<u>Current Special Education Expenditures within Sub-Function 3200</u> See list of exclusions in the note below.	

Note: The Current Special Education Expenditure amounts for each line should be calculated as follows:

- * Include the total expenditures for special education costs from all governmental funds and the food service fund 51 for the function/sub-function requested
- * Exclude data from sub-functions: 1243,1450,1500,1600,1807,2280,2450,2750,2990
- * Exclude data from objects: 322,511,512,516,561,562,564,566,592,593,594,595,596,597,700,830,899

Benefits for Staff Relative to Collective Bargaining Agreements

	OBJECT	COVERED	NOT COVERED	TOTAL
10 General Fund	No Self Insurance data to report			
	211 Medical Insurance	4,824,409.68	469,008.48	5,293,418.16
	212 Dental Insurance	227,142.48	23,560.42	250,702.90
	215 Eye Care Insurance			
	216 Prescription Insurance			
	271 Self-Insurance Medical Benefits			
	272 Self-Insurance Dental Benefits			
	275 Self-Insurance Eye Care Benefits			
	276 Self-Insurance Prescription Benefits			
	FUND TOTAL	\$5,051,552.16	\$492,568.90	\$5,544,121.06
50 Enterprise Fund	No Self Insurance data to report			
	211 Medical Insurance	158,348.78	98,335.90	256,684.68
	212 Dental Insurance	4,827.13	2,997.69	7,824.82
	215 Eye Care Insurance			
	216 Prescription Insurance			
	271 Self-Insurance Medical Benefits			
	272 Self-Insurance Dental Benefits			
	275 Self-Insurance Eye Care Benefits			
	276 Self-Insurance Prescription Benefits			
	FUND TOTAL	\$163,175.91	\$101,333.59	\$264,509.50
60 Internal Service Fund	No Self Insurance data to report			
	211 Medical Insurance			
	212 Dental Insurance			
	215 Eye Care Insurance			
	216 Prescription Insurance			
	271 Self-Insurance Medical Benefits			
	272 Self-Insurance Dental Benefits			
	275 Self-Insurance Eye Care Benefits			
	276 Self-Insurance Prescription Benefits			
	FUND TOTAL			
Total of All Funds		\$5,214,728.07	\$593,902.49	\$5,808,630.56

LEA : 117596003 Northern Tioga SD

Printed 12/2/2025 8:12:26 AM

Function	Special Education (Prior Year)	Nonspecial Education (Prior Year)	Total (Prior Year)	Special Education (Current Year)	Nonspecial Education (Current Year)	Total (Current Year)
2120 Guidance Services	129,751.15	547,655.23	677,406.38	139,675.10	506,765.78	646,440.88
2140 Psychological Services	304,697.99	24,705.25	329,403.24	307,734.85	24,951.47	332,686.32
2150 Speech Pathology and Audiology Services						
2160 Social Work Services	328,140.19	26,605.96	354,746.15	346,540.91	28,097.91	374,638.82
2260 Instruction and Curriculum Development Services	305,592.51	235,207.12	540,799.63	425,744.38	251,851.68	677,596.06
2350 Legal and Accounting Services	35,615.84	36,937.42	72,553.26	31,954.08	35,798.02	67,752.10
2420 Medical Services						
2440 Nursing Services	99,503.65	419,986.24	519,489.89	110,266.52	398,518.29	508,784.81
2700 Student Transportation Services	432,316.49	2,015,988.31	2,448,304.80	575,267.74	1,993,833.47	2,569,101.21
Total	\$1,635,617.82	\$3,307,085.53	\$4,942,703.35	\$1,937,183.58	\$3,239,816.62	\$5,177,000.20

LEA : 117596003 Northern Tioga SD

Printed 12/2/2025 8:12:29 AM

(PRINCIPAL AMOUNTS ONLY)								
<u>GOVERNMENTAL FUNDS/ ACTIVITIES</u>	Short-Term Borrowing	General Obligation Bonds/Notes	Authority Building Obligations	Leases, Other Right to Use Arrangements	Extended Term Financing Agreements	Other Long Term Debt/Liabilities	OPEB, Comp Abs, Net Pension Liab	Total
1. Debt at Beginning of Fiscal Year		17,720,000.00					52,893,552.00	70,613,552.00
2. Additional Debt Incurred During Year							597,993.00	597,993.00
3. Retirements and Repayments		1,050,000.00					4,062,339.00	5,112,339.00
4. Debt at End of Fiscal Year		16,670,000.00					49,429,206.00	66,099,206.00
5. Accreted Interest at End Of Fiscal Year								
6. Total Debt and Accreted Interest		16,670,000.00					49,429,206.00	66,099,206.00
7. Current Portion P&I - Due within 1 year		1,774,050.00					589,231.00	2,363,281.00
8. Interest Paid during current fiscal year		715,337.50						715,337.50

(PRINCIPAL AMOUNTS ONLY)								
<u>PROPRIETARY FUNDS</u>	Short-Term Borrowing	General Obligation Bonds/Notes	Authority Building Obligations	Leases, Other Right to Use Arrangements	Extended Term Financing Agreements	Other Long Term Debt/Liabilities	OPEB, Comp Abs, Net Pension Liab	Total
1. Debt at Beginning of Fiscal Year							7,211.00	7,211.00
2. Additional Debt Incurred During Year							34,019.00	34,019.00
3. Retirements and Repayments								
4. Debt at End of Fiscal Year							41,230.00	41,230.00
5. Accreted Interest at End Of Fiscal Year								
6. Total Debt and Accreted Interest							41,230.00	41,230.00
7. Current Portion P&I - Due within 1 year								
8. Interest Paid during current fiscal year								

LEA : 117596003 Northern Tioga SD

Total Principal and Interest Payments Made by Your School - All Funds

Function	Fund		Principal (910)	Principal (920)	Interest (830)	Total (Principal +Interest)	Misc Other Uses (990)
5110	10	General Fund	1,050,000.00		726,825.00	1,776,825.00	
5110	20	Special Revenue Funds					
5110	30	Capital Projects Funds					
5110	40	Debt Service Fund					
5110	90	Permanent Fund					
5120	10	General Fund					
5120	20	Special Revenue Funds					
5120	30	Capital Projects Funds					
5120	40	Debt Service Fund					
5140	10	General Fund					
5140	20	Special Revenue Funds					
5140	30	Capital Projects Funds					
5140	40	Debt Service Fund					
5140	90	Permanent Fund					
Total Debt Payments - Governmental Funds			\$1,050,000.00		\$726,825.00	\$1,776,825.00	

Function	Fund		Principal (910)	Principal (920)	Interest (830)	Total (Principal +Interest)
5110	50	Enterprise Fund				
5110	60	Internal Service Fund				
5120	50	Enterprise Fund				
5120	60	Internal Service Fund				
5140	50	Enterprise Fund				
5140	60	Internal Service Fund				
Total Debt Payments - Proprietary Funds						

LEA : 117596003 Northern Tioga SD

<u>Debt Details</u> <u>Governmental Funds/ Activities</u>		Principal Amounts Only				Current Portion Due Within One Year (Principal and Interest)	Interest Paid During Fiscal Year
Debt Category	Debt Issue Date (MM/YYYY)	Debt at Beginning of Fiscal Year	Additions	Reductions / Repayments	Debt at End of Fiscal Year		
General Obligation Bonds/Notes – CIB	07/2017	16,400,000.00		400,000.00	16,000,000.00	1,080,600.00	681,000.00
General Obligation Bonds/Notes – CIB	07/2017	1,320,000.00		650,000.00	670,000.00	693,450.00	34,337.50
Compensated Absences		328,826.00	597,993.00		926,819.00	589,231.00	
Other Post-Employment Benefits (OPEB)		4,385,726.00		166,339.00	4,219,387.00		
Net Pension Liability		48,179,000.00		3,896,000.00	44,283,000.00		
Totals for Debt Entered:		\$70,613,552.00	\$597,993.00	\$5,112,339.00	\$66,099,206.00	\$2,363,281.00	\$715,337.50

<u>Bond Details</u> <u>Proprietary Funds</u>		Principal Amounts Only				Current Portion Due Within One Year (Principal and Interest)	Interest Paid During Fiscal Year
Debt Category	Debt Issue Date (MM/YYYY)	Debt at Beginning of Fiscal Year	Additions	Reductions / Repayments	Debt at End of Fiscal Year		
Compensated Absences		7,211.00	34,019.00		41,230.00		
Totals for Debt Entered:		\$7,211.00	\$34,019.00		\$41,230.00		

LEA : 117596003 Northern Tioga SD

Printed 12/2/2025 8:12:31 AM

General Fund (10)

Section 1: Tuition/Purchased Services as Reported within Expenditure Detail	Amount
Tuition Reported in General Fund Expenditures 1000-560	2,127,134.89
Purchased Services in General Fund Expenditures 1000-594 and 1000-597	
Section 1 Total	\$2,127,134.89

Section 2: Tuition Paid to Institution Types During Fiscal Year	Tuition Paid For Nonspecial Education	Tuition Paid For Special Education	Total
1 1306 Institutions			
2 Institutionalized Children's Programs		25,867.68	25,867.68
3 Juveniles Incarcerated in Adult Facilities			
4 Residential Treatment Facilities	5,700.00	28,209.83	33,909.83
5 Other Local Education Agencies	28,171.30	15,591.83	43,763.13
6 Brick and Mortar Charter Schools			
7 Cyber Charter Schools	940,411.86	825,626.10	1,766,037.96
8 Career and Technology Centers			
9 Approved Private Schools			
10 PA Chartered Schools for the Deaf and Blind			
11 Private Residential Rehabilitative Institutions		12,377.73	12,377.73
12 Juvenile Detention Centers		280.00	280.00
13 Special Program Jointures			
14 Other Tuition Not Included Elsewhere In This Section	171,374.48	73,524.08	244,898.56
Section 2 Total	\$1,145,657.64	\$981,477.25	\$2,127,134.89

LEA : 117596003 Northern Tioga SD

Printed 12/2/2025 8:12:39 AM

Food Service / Cafeteria Operations Fund (51)

3000 Operation of Non-Instructional Services		Total
100	<u>Personnel Services – Salaries</u>	
100	Personnel Services – Salaries	585,336.44
Total Personnel Services – Salaries		\$585,336.44
200	<u>Personnel Services – Employee Benefits</u>	
210	Group Insurance – Contracted Provider	265,761.29
220	Social Security Contributions	43,414.67
230	PSERS Retirement Contributions	175,981.31
250	Unemployment Compensation	2,791.27
260	Workers' Compensation	3,219.63
292	Health Savings Accounts	16,828.00
Total Personnel Services – Employee Benefits		\$507,996.17
300	<u>Purchased Professional and Technical Services</u>	
340	Technical Services	3,378.00
Total Purchased Professional and Technical Services		\$3,378.00
400	<u>Purchased Property Services</u>	
430	Repairs and Maintenance Services	23,379.34
Total Purchased Property Services		\$23,379.34
500	<u>Other Purchased Services</u>	
580	Travel	4,933.84
Total Other Purchased Services		\$4,933.84
600	<u>Supplies</u>	
610	General Supplies	54,186.60
630	Food	888,588.51
Total Supplies		\$942,775.11
700	<u>Property</u>	
740	Depreciation	20,224.09
Total Property		\$20,224.09
Total 3000 Operation of Non-Instructional Services		\$2,088,022.99

LEA : 117596003 Northern Tioga SD

Printed 12/2/2025 8:12:39 AM

Food Service / Cafeteria Operations Fund (51)

3100 Food Services	<u>Elementary</u>	<u>Secondary</u>	<u>Federal</u>	<u>Total</u>
100 <u>Personnel Services – Salaries</u>				
100 Personnel Services – Salaries				585,336.44
Total Personnel Services – Salaries				\$585,336.44
200 <u>Personnel Services – Employee Benefits</u>				
210 Group Insurance – Contracted Provider				265,761.29
220 Social Security Contributions				43,414.67
230 PSERS Retirement Contributions				175,981.31
250 Unemployment Compensation				2,791.27
260 Workers' Compensation				3,219.63
292 Health Savings Accounts				16,828.00
Total Personnel Services – Employee Benefits				\$507,996.17
300 <u>Purchased Professional and Technical Services</u>				
340 Technical Services				3,378.00
Total Purchased Professional and Technical Services				\$3,378.00
400 <u>Purchased Property Services</u>				
430 Repairs and Maintenance Services				23,379.34
Total Purchased Property Services				\$23,379.34
500 <u>Other Purchased Services</u>				
580 Travel				4,933.84
Total Other Purchased Services				\$4,933.84
600 <u>Supplies</u>				
610 General Supplies				54,186.60
630 Food				888,588.51
Total Supplies				\$942,775.11
700 <u>Property</u>				
740 Depreciation				20,224.09
Total Property				\$20,224.09
Total 3100 Food Services				\$2,088,022.99

	<u>Food Service(51)</u>	<u>Child Care Operations(52)</u>	<u>Other Enterprise(58)</u>	<u>Internal Service(60)</u>	<u>Total</u>
3000 <u>Operation of Non-Instructional Services</u>					
3100 Food Services	2,088,022.99				2,088,022.99
Total Operation of Non-Instructional Services	\$2,088,022.99				\$2,088,022.99
TOTAL ACTUAL EXPENDITURES & OTHER FINANCING USES	\$2,088,022.99				\$2,088,022.99

LEA : 117596003 Northern Tioga SD

Printed 12/2/2025 8:12:55 AM

Fund	School	School Number	Local Personnel	Local Nonpersonnel	State Personnel	State Nonpersonnel	Federal Personnel	Federal Nonpersonnel	Total	Explanation
10										
	Clark Wood El Sch	6371	1,885,715.03	493,085.65	3,258,079.39	851,937.95	305,566.17	180,010.89	6,974,395.08	
	Cowanesque Valley JSHS	4058	2,175,435.18	512,522.32	3,758,648.78	885,520.02	68,524.57	81,686.13	7,482,337.00	
	Russell B Walter El Sch	4060	1,984,009.49	523,301.90	3,427,909.48	904,144.64	760,879.53	151,316.99	7,751,562.03	
	Westfield Area El Sch	4057	1,539,476.56	799,533.62	2,659,859.40	1,381,409.14	281,472.32	143,826.32	6,805,577.36	
	Williamson SHS	6373	3,055,080.83	629,072.63	5,278,472.99	1,086,891.99	59,818.87	94,230.97	10,203,568.28	
Total			10,639,717.09	2,957,516.12	18,382,970.04	5,109,903.74	1,476,261.46	651,071.30	39,217,439.75	